

UBS (Lux) Commodity Allocation Fund BH EUR

Fund information

Multi Asset Solutions

62.88

Fund total net assets, USD in millions

Share class TNA, EUR in millions	Share class NAV, EUR	Management fee p.a. ¹
0.73	55.98	1.20%

MTD (net) return	QTD (net) return	YTD (net) return
-0.30%	-4.18%	0.11%
Bench. -0.10%	Bench. -4.24%	Bench. -0.06%

Fund details

Investment Manager	Alexander Gehrig, Robin Gottschalk
Fund launch date	14.04.2010
Share class launch date	31.12.2013
Share class	BH
Share class currency	EUR
Distribution policy	Accumulating
Fund domicile	Luxembourg
ISIN	LU0499368180
Benchmark	Bloomberg Commodity Index (TR) (Hedged into EUR)

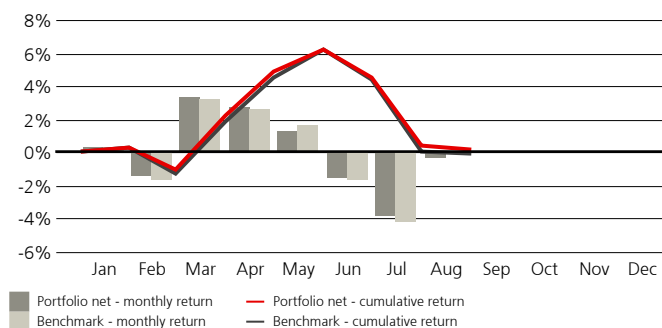
Investment Policy

The aim of the fund is to generate the highest possible risk-adjusted return in the long term through diversified investments in commodity related instruments globally. The Fund invests mainly in investment funds, structured products, derivatives and other securities to gain exposure to commodities markets.

Investing involves risk including the risk of loss of capital. Past performance does not predict future returns. Neither simulated nor historical performance is a reliable indicator for current or future performance.

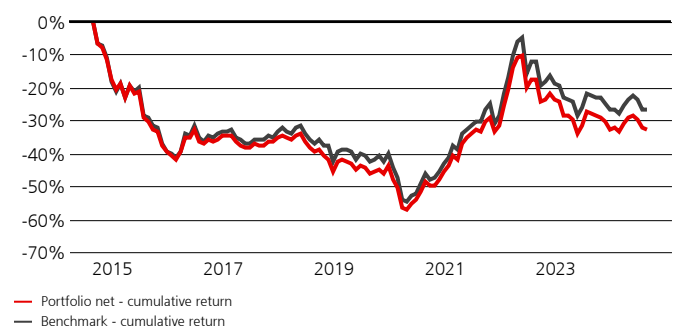
Performance overview - monthly & cumulative

since 01.01.2024



Performance overview - cumulative

since 01.09.2014



Performance overview - monthly & YTD

since 01.01.2024, in %

	Jan	Feb	Mar	Apr	May	Jun	Jul	Aug	Sep	Oct	Nov	Dec	YTD
Portfolio net	0.32	-1.37	3.25	2.64	1.23	-1.58	-3.89	-0.30					0.11
Benchmark	0.28	-1.61	3.20	2.60	1.61	-1.68	-4.14	-0.10					-0.06
Relative net	0.05	0.23	0.05	0.04	-0.38	0.10	0.26	-0.21					0.17

Performance overview

since 01.01.2014, in %

	Rolling Returns			Annualized Returns		
	1 months	3 months	1 year	3 years	5 years	ITD
Portfolio net	-0.30	-5.69	-6.23	0.35	4.54	-3.65
Benchmark	-0.10	-5.85	-5.78	1.69	4.95	-2.86
Relative net	-0.21	0.16	-0.46	-1.34	-0.41	-0.79

Risk overview - ex post

since 01.01.2014, in %

	Annualized risk, in %			
	1 year	3 years	5 years	ITD
Portfolio volatility	7.45	15.14	15.56	13.59
Benchmark volatility	7.64	15.60	16.03	14.06
Tracking error	0.79	1.10	1.15	1.29

¹ If the currency of a financial product and/or its costs is different from your reference currency, the return and cost may increase or decrease as a result of currency fluctuations. The individuals mentioned above only conduct regulated activities in the jurisdiction(s) where they are properly licensed, where relevant. Please find the definition of all the acronyms/terms used in this document in the Glossary. Additional important information can be found at the end of the document.

Performance overview - yearly

since 01.01.2015, in %

	2015	2016	2017	2018	2019	2020	2021	2022	2023	2024
Portfolio net	-26.49	8.03	-1.14	-15.38	3.22	-2.89	25.57	11.08	-11.77	0.11
Benchmark	-25.92	10.12	-0.18	-13.67	4.31	-5.16	25.62	13.76	-10.07	-0.06
Relative net	-0.57	-2.08	-0.96	-1.71	-1.09	2.28	-0.05	-2.69	-1.70	0.17

Key identifiers

Instrument Name	UBS (Lux) CommodityAllocation Fund BH EUR
ISIN	LU0499368180
Bloomberg ticker	CSCALER LX
Valor no.	11183143
Benchmark	Bloomberg Commodity Index (TR) (Hedged into EUR)
Benchmark Bloomberg ticker	BCOMHET

Key facts

Fund management company	Credit Suisse Fund Management S.A.
UCITS	Yes
SFDR Classification ²	Article 6
Accounting year end	31. May
Securities lending	Yes
Ongoing charges ³	1.53%
Subscription frequency	daily
Subscription settlement period	T + 4
Redemption frequency	daily
Redemption settlement period	T + 4
Cut-off time	15:00 CET
Swinging single pricing (SSP*)	Full swing NAV

Asset breakdown by sector

In % of total economic exposure

	Portfolio	Portfolio
Energy	30.28	
Agriculture	24.65	
Precious Metals	22.89	
Industrial Metals	16.92	
Livestock	5.07	

Risk overview - ex post

	1 year Portfolio	3 years Portfolio	5 years Portfolio
Minimum net return, in %	-3.89	-11.29	-12.04
Maximum net return, in %	3.25	8.50	8.50
Maximum drawdown, in %	-7.32	-26.33	-26.33
Sharpe ratio	-1.33	-0.03	0.30

Top 10 positions

Instrument Name ⁴	Maturity date	Weight
TREASURY BILL	05.09.2024	9.39%
TREASURY BILL	03.10.2024	9.35%
TREASURY BILL	17.04.2025	9.29%
TREASURY BILL	29.11.2024	9.28%
TREASURY BILL	15.05.2025	9.26%
TREASURY BILL	12.06.2025	9.23%
TREASURY BILL	23.01.2025	9.22%
TREASURY BILL	10.07.2025	9.20%
TREASURY BILL	20.02.2025	9.19%
TREASURY BILL	20.03.2025	9.17%

² ESG data provided is for information purposes only and does not infer that this product is considered a sustainable investment under the CS Sustainable Investment Framework.

³ If the currency of a financial product and/or its costs is different from your reference currency, the return and cost may increase or decrease as a result of currency fluctuations.

⁴ This is an indicative allocation which may change over time. This product is not a direct investment the collaterals displayed above. As a result, it does not reflect the actual performance of the product either positively or negatively. The individual entities and/or instruments mentioned on this page are meant for illustration purposes only and are not intended as a solicitation or an offer to buy or sell any interest or any investment.

Potential Risks

The Fund's risk and reward profile does not reflect the risk inherent in future circumstances that differ from what the Fund has experienced in the recent past. This includes the following events which are rare but can have a large impact.

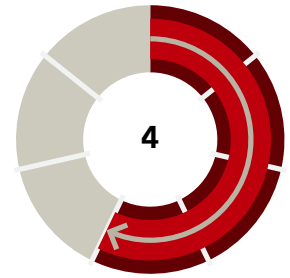
- **Credit risk:** Issuers of assets held by the Fund may not pay income or repay capital when due. Part of the Fund's investments may have considerable credit risk.
- **Liquidity risk:** Assets cannot necessarily be sold at limited cost in an adequately short timeframe. However, this Fund's investments should generally have good liquidity.
- **Counterparty risk:** Bankruptcy or insolvency of the Fund's derivative counterparties may lead to payment or delivery default. The Subfund will endeavor to mitigate this risk by the receipt of financial collateral given as guarantees.
- **Operational risk:** Deficient processes, technical failures or catastrophic events may cause losses.
- **Political and Legal risks:** Investments are exposed to changes of rules and standards applied by a specific country. This includes restrictions on currency convertibility, the imposing of taxes or controls on transactions, the limitations of property rights or other legal risks. Investments in less developed financial markets may expose the Fund to increased operational, legal and political risk.
- **Sustainability risks:** Sustainability risks are environmental, social or governance events or conditions that can have a material negative effect on the return, depending on the relevant sector, industry and company exposure.

The product's investment objectives, risks, charges and expenses, as well as more complete information about the product, are provided in the prospectus (or relevant offering document), which should be read carefully before investing.

The investment promoted in this marketing material concerns the acquisition of units or shares in a fund and not of any underlying assets. The underlying assets are owned by the fund only. The full offering documentation including complete information on risks may be obtained free of charge from a UBS client advisor, representative, or, where applicable, via Fundsearch (credit-suisse.com/fundsearch).

Risk profile⁵

PRIIP SRI



Larger values (up to 7) indicate higher risk while lower values (up to 1) indicate lower risk.

Glossary

Accumulating	Indicates a regular reinvestment of the dividends received in the portfolio itself
Annualized risk	Annualized risk is a statistic, which is used to measure the risk of a fund by describing the range of returns, which were achieved in the observation period are most likely to be achieved. Greater volatility implies greater risk.
Annualized return	A measure of how much an investment has increased on average each year during a specific period.
Ex post	Refers to metrics based on historical data
Information ratio	This statistic measures how much a fund's out-performance may be attributed to manager skill as oppose to market movement. A high Information Ratio infers more manager skill than a low value would suggest.
ITD	Inception-to-date
Maximum drawdown	Represents the worst possible result (in percentage terms) that occurred during the period being analyzed.
MTD	Month-to-date
NAV	Net Asset Value
Ongoing Charges	The calculation of the ongoing charge is based on the Committee of European Securities Regulators/10-674 Directive. For a maximum of 12 months from fund fiscal year end and since inception, the ongoing charges figure is based on estimated expenses. After that, the ongoing charges correspond to the TER of the last annual report. It excludes performance fees and portfolio transaction costs, except in the case of an entry/exit charge paid by the fund when buying or selling shares/units in another collective investment undertaking.
QTD	Quarter-to-date
Sustainable Finance Disclosure Regulation (SFDR)	Regulation (EU) 2019/2088 of the European Parliament and of the Council of 27 November 2019 on sustainability-related disclosures in the financial services sector
Sharpe ratio	The Sharpe ratio gives the excess return per unit of risk (in terms of standard deviation). The higher the ratio, the better the risk-return profile of the fund.
Swing Pricing	A method used to calculate the net asset values of investment funds. Which allows transaction costs arising funds from subscriptions made by incoming investors and redemptions made by outgoing investors to be borne by the incoming and outgoing investors, rather than existing investors.
TNA	Total Net Assets
Tracking error	Measure of the deviation of the return of a fund compared to the return of a benchmark over a fixed period of time.
YTD	Year-to-date

Warning statements

Asset breakdown	Indicative allocation may change over time. All holdings are shown strictly for information purposes only and do not constitute investment recommendations of UBS. Please note that this does not constitute an offer or a solicitation to buy or sell any interest or any investment.
Swinging Single Pricing	For more details, please refer to the relevant chapter "Net Asset Value" of the fund's prospectus
Performance start date	Performance calculation and presentation start with the first full month of an invested strategy. This can lead to a difference in launch and performance start dates.
PRIIP SRI	The Summary Risk Indicator is a guide to the level of risk of this Product compared to other products. It shows how likely it is that the Product will lose money because of movements in the markets.

⁵ The risk indicator assumes you keep the Product for 7 years. The actual risk can vary significantly if you redeem at an early stage and you may get back less. The Summary Risk Indicator is a guide to the level of risk of this Product compared to other products. It shows how likely it is that the Product will lose money because of movements in the markets. Be aware of currency risk if your reference currency differs from the currency of the Product. You may receive payments in a different currency, so the final return you will get depends on the exchange rate between the two currencies. Investors shall note that the Product may be exposed to further risks such as operational, counterparty, political, sustainability and legal risks that are not included in the Summary Risk Indicator. This Product does not include any protection from future market performance so you could lose some or all of your investment.

For marketing and information purposes by UBS.

UBS Group funds under Luxembourg law.

Arrangements for marketing fund units mentioned in this document may be terminated at the initiative of the management company of the fund(s).

Before investing in a product please read the latest prospectus and key information document carefully and thoroughly.

Any decision to invest should take into account all the characteristics or objectives of the fund as described in its prospectus, or similar legal documentation. Investors are acquiring units or shares in a fund, and not in a given underlying asset such as building or shares of a company. The information and opinions contained in this document have been compiled or arrived at based upon information obtained from sources believed to be reliable and in good faith, but is not guaranteed as being accurate, nor is it a complete statement or summary of the securities, markets or developments referred to in the document. Members of the UBS Group may have a position in and may make a purchase and / or sale of any of the securities or other financial instruments mentioned in this document. Units of UBS Group funds mentioned herein may not be eligible for sale in all jurisdictions or to certain categories of investors and may not be offered, sold or delivered in the United States. The information mentioned herein is not intended to be construed as a solicitation or an offer to buy or sell any securities or related financial instruments. Past performance is not a reliable indicator of future results. The calculated performance takes all costs on the fund level into consideration (ongoing costs). The entry and exit costs, which would have a negative impact on the performance, are not taken into consideration. If whole or part of the total costs to be paid is different from your reference currency, the costs may increase or decrease as a result of currency and exchange rate fluctuations.

Commissions and costs have a negative impact on the investment and on the expected returns. If the currency of a financial product or financial service is different from your reference currency, the return can increase or decrease as a result of currency and exchange rate fluctuations. This information pays no regard to the specific or future investment objectives, financial or tax situation or particular needs of any specific recipient. Future performance is subject to taxation which depends on the personal situation of each investor and which may change in the future. The details and opinions contained in this document are provided by UBS without any guarantee or warranty and are for the recipient's personal use and information purposes only. This document may not be reproduced, redistributed or republished for any purpose without the written permission of UBS Asset Management Switzerland AG or a local affiliated company. Source for all data and charts (if not indicated otherwise): UBS Asset Management.

This document contains statements that constitute "forward-looking statements", including, but not limited to, statements relating to our future business development. While these forward-looking statements represent our judgments and future expectations concerning the development of our business, a number of risks, uncertainties and other important factors could cause actual developments and results to differ materially from our expectations.

Switzerland: Representative in Switzerland for UBS funds established under foreign law: UBS Fund Management (Switzerland) AG, P.O. Box, CH-4002 Basel. Paying agent: UBS Switzerland AG, Bahnhofstrasse 45, CH-8001 Zurich. Prospectuses, key information document, the articles of association or the management regulations as well as annual and semi-annual reports of UBS funds are available in a language required by the local applicable law free of charge from UBS Asset Management Switzerland AG, c/o UBS AG, Bahnhofstrasse 45, 8001 Zürich, Switzerland or from UBS Fund Management (Switzerland) AG, P.O. Box, CH-4002 Basel.

A summary of investor rights in English can be found online at: ubs.com/funds.
More explanations of financial terms can be found at ubs.com/glossary.

© UBS 2024. The key symbol and UBS are among the registered and unregistered trademarks of UBS. All rights reserved.