

# CRONOS Active Allocation Fund I



31 January 2025  
Switzerland

## Mutual fund

### Class I

#### INVESTMENT POLICY

The objective of the CRONOS Active Allocation Fund is to generate stable and consistent returns over a full economic cycle (growth, expansion, recession, decline). Management is active with a dynamically managed tactical asset allocation. It is based on a fundamental analysis of macroeconomic and financial parameters.

The sub-fund invests, directly or indirectly, up to 80% of its assets in bonds issued by debtors worldwide and up to 65% in equities issued by companies around the world. The sub-fund is also authorised to invest, directly or indirectly, a maximum of 50% of its assets in money market instruments. It may also invest up to 15% of its assets in commodities, via units of collective investment schemes and structured products, and in real estate, via units of collective investment schemes and real estate companies, up to a maximum of 30% of its assets.

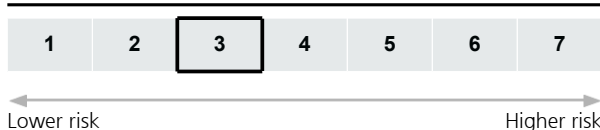
#### FUND FACTS

<b>Fund Manager</b>	CRONOS FINANCE SA
<b>Fund Manager since</b>	31/03/2014
<b>Management company</b>	GERIFONDS SA
<b>Fund domicile</b>	Switzerland
<b>Fund base currency</b>	CHF
<b>Close of financial year</b>	30 September
<b>Total net assets (in millions)</b>	CHF 54.50
<b>Launch date</b>	31/03/2014
<b>Management fee p.a.</b>	1.5%
<b>Benchmark (BM)</b>	No Benchmark
<b>Share class</b>	I
<b>Share class currency</b>	CHF
<b>ISIN code</b>	CH0228674799
<b>Bloomberg ticker</b>	SYNAALB SW
<b>Net Asset Value</b>	CHF 1,091.29

#### FUND STATISTICS

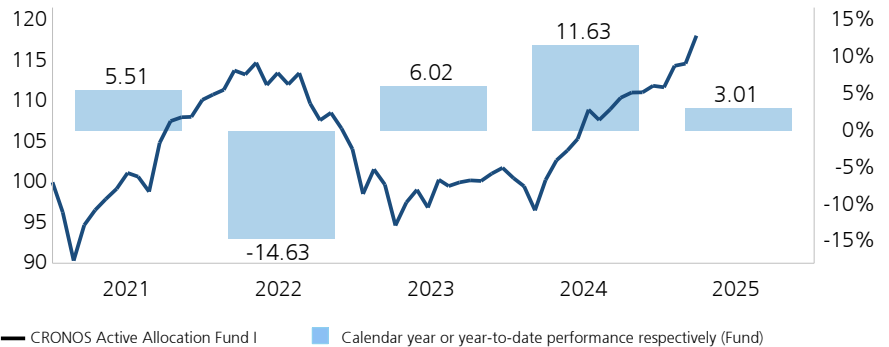
	1 Year	3 Years	5 Years
Annualised volatility en %	4.46	7.69	8.25

#### RISK INDICATOR



#### NET PERFORMANCE IN CHF (REBASED TO 100) AND YEARLY PERFORMANCE

Past performance does not predict future returns. Neither simulated nor historical performance is a reliable indicator for current or future performance.



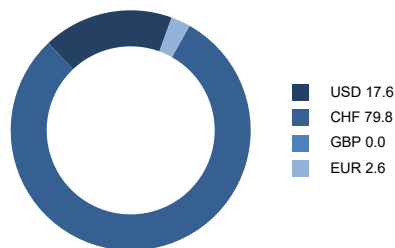
#### NET PERFORMANCE IN CHF

	1 Month	3 M.	YTD	1 Year	3 Years	5 Years
CRONOS Active Allocation Fund I	3.01	5.70	3.01	13.63	7.63	18.11

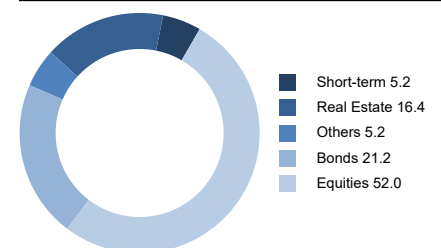
#### GEOGRAPHIC ASSET ALLOCATION

	Cash Fixed Income and Cash Equivalents.	Equities	Alternatives	Real Estate	Total
Switzerland	8.68	20.86	5.22	16.37	<b>51.13</b>
Europe	0.33	5.80			<b>6.13</b>
USA		5.66			<b>5.66</b>
Emerging markets	1.50	2.92			<b>4.42</b>
World	11.03	16.81			<b>27.84</b>
Others	4.82				<b>4.82</b>
<b>Total</b>	<b>5.15</b>	<b>21.21</b>	<b>52.05</b>	<b>5.22</b>	<b>100.00</b>

#### CURRENCIES IN%



#### ALLOCATION ASSET CLASSES IN%



The disclaimer mentioned at the end of this document also applies to this page.  
Asset Allocation presented on this page may change over time.

## POTENTIAL RISKS

---

The Fund's risk and reward profile does not reflect the risk inherent in future circumstances that differ from what the Fund has experienced in the recent past. This includes the following events which are rare but can have a large impact.

- Credit risk: Issuers of assets held by the Fund may not pay income or repay capital when due. Part of the Fund's investments may have considerable credit risk.
- Liquidity risk: Assets cannot necessarily be sold at limited cost in an adequately short timeframe. The Fund's investments may be prone to limited liquidity. The Fund will endeavor to mitigate this risk by various measures.
- Counterparty risk: Bankruptcy or insolvency of the Fund's derivative counterparties may lead to payment or delivery default. The Subfund will endeavor to mitigate this risk by the receipt of financial collateral given as guarantees.
- Operational risk: Deficient processes, technical failures or catastrophic events may cause losses.
- Political and Legal risks: Investments are exposed to changes of rules and standards applied by a specific country. This includes restrictions on currency convertibility, the imposing of taxes or controls on transactions, the limitations of property rights or other legal risks. Investments in less developed financial markets may expose the Fund to increased operational, legal and political risk.
- Sustainability risks: Sustainability risks are environmental, social or governance events or conditions can have a material negative effect on the return, depending on the relevant sector, industry and company exposure.
- The Fund's use of leverage may lead to an amplified reaction to market movements, i.e. increase the volatility of the Fund and may amount to a more substantial loss than in unleveraged products.

### **Custodian bank:**

Banque Cantonale Vaudoise  
Place St-François 14  
CH - 1003 Lausanne

Auditor: PricewaterhouseCoopers SA,  
Geneva

### **Fund Management:**

#### **CRONOS FINANCE SA**

Chemin de la Damataire 28  
CH - 1009 Pully  
Tel. +41 21 331 28 00  
Fax +41 21 331 28 01

Email: [gestion@cronosfinance.ch](mailto:gestion@cronosfinance.ch)

## **IMPORTANT INFORMATION**

The following document is a monthly marketing sheet. The information contained in this document does not represent an offer to conclude, the purpose is only informative. Units of this fund may only be subscribed on the basis of the information contained in the fund's prospectus. Past performances cannot guarantee their future evolution. The performance data does not take into account the fees and expenses that may be charged when subscribing and redeeming units. As the fund has no benchmark index, its performance is not compared to such an index. The annual and semi -annual reports, the prospectus with integrated fund contract and the key investor information can be obtained free of charge from BCV, place St François 14, 1003 Lausanne, or from the fund management GERIFONDS SA ([www.gerifonds.ch](http://www.gerifonds.ch)).

Source: GERIFONDS