

# BCF / FKB (CH) Active Balanced (CHF) AP

July 2024

Investment  
fund



## Objectives and investment universe

Umbrella Fund: BCF / FKB (CH) FUNDS

The fund's objective is to generate regular income and long-term capital appreciation. The fund complies with the investment principles applicable to Swiss pension funds (LPP/OPP2).

## Management approach

The fund invests, directly or indirectly, in bonds, equities and other types of investments around the world. Investments in equities represent a minimum of 30% and a maximum of 50% of the fund's assets. Investments are made predominantly in CHF with a maximum foreign currency exposure of 30%. The investment strategy is based on BCF's investment policy.

## Technical information

NAV	CHF 107.00
Total fund assets in million	CHF 137.57
Tracking error	n.a
Correlation	n.a
Beta	n.a
Distribution	-

## Fund features

Fund domicile	Switzerland
Custodian bank	BCV
Portfolio Manager	BCF / FKB
Launch date	27.08.2019
Fund base currency	CHF
Flat fee	1.00%
Front/back-end load	-
TER as of 31.12.2023	1.38%
Year-end closing date	31 December
Liquidity	Weekly
Security number	43136579
ISIN	CH0431365797
Bloomberg	BCFABAP SW

## Subscriptions/redemptions

The units of the sub-fund may be issued or redeemed each Tuesday or on the next business day, except on Swiss, Fribourg and Vaud public holidays.

The class is open to exempted institutions from occupational pension schemes, tied pension schemes, vested benefit institutions, social insurance, compensation funds as well as life insurers subject to federal supervision and Swiss life insurers under public law.

## The largest holdings

BCF/FKB (CH) Equity Switzerland I	22.0%
Invesco S&P 500 ESG ETF Acc	12.3%
Pictet-Short-Term Money Market USD I dy	5.0%
UBS ETF (LU) EURO STOXX 50 UCITS ETF	3.8%
ZKB Gold ETF AA (CHF)	3.2%

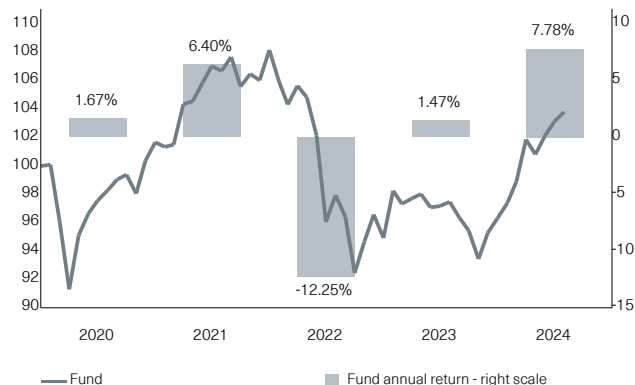
## Contacts

Banque Cantonale de Fribourg  
Tel. 0041 (0)26 350 74 78  
www.bcf.ch  
julien.yerly@bcf.ch

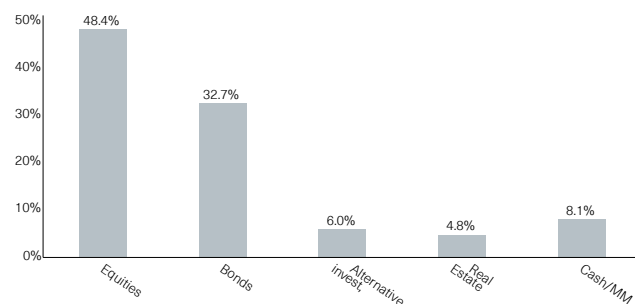
## Performance in CHF (%)

	2020	2021	2022	2023	YTD	1Year	Jul 24
Fund	1.67	6.40	-12.25	1.47	7.78	6.51	0.65

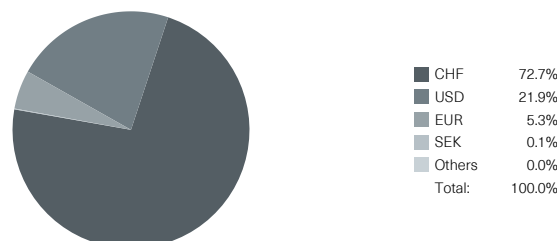
## Indexed historical performance (%)



## Fund Asset Allocation



## Currency breakdown



 **Banque Cantonale de Fribourg**  
Freiburger Kantonalbank