

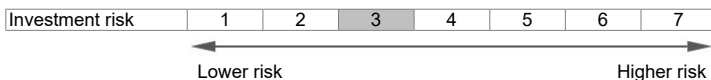
SGKB Danube Tiger (EUR)

Share class B / Currency EUR

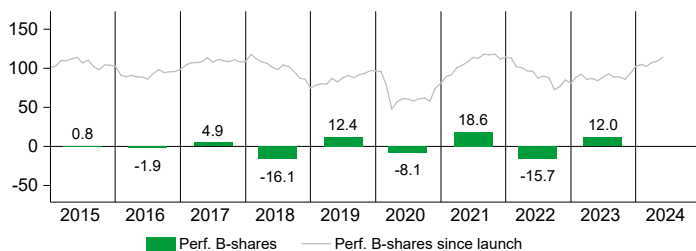
31.05.2024

Investment focus and suitability

The fund invests at least two thirds of its assets in fixed-income securities and stocks from issuers of Danube countries, which in this context include the following states: Romania, Slovakia, Bulgaria, Hungary, Croatia, Germany, Austria, Serbia, Moldova and Ukraine (the "Danube countries"). The fund is suitable for investors who wish to participate in Eastern Europe's and Austria's economic growth as well as in the EU convergence process on a diversified basis.



Performance in %



in %	YTD	1M	3M	6M	1Y	3Y p.a.	5Y p.a.	10Y p.a.	since launch p.a.
Fund	5.79	2.38	5.73	10.81	16.26	0.93	3.24	0.53	3.68
BM	n.a.	n.a.	n.a.	n.a.	n.a.	n.a.	n.a.	n.a.	n.a.
Rolling perf.	31.05.2023 - 31.05.2024	31.05.2022 - 31.05.2023	31.05.2021 - 31.05.2022	31.05.2020 - 31.05.2021	31.05.2019 - 31.05.2020				
Fund	16.26	-6.13	-5.78	29.08	-11.62				
BM	n.a.	n.a.	-5.40	19.95	-4.24				

Change of name: Hyposwiss (Lux) Fund - Danube Tiger (EUR), as of 01.01.14 SGKB (Lux) Fund - Danube Tiger (EUR).

Share "B" is open to all investors. Share "I" is reserved for investors with a minimum investment of CHF 100,000 or investors who acquire the Fund within the scope of asset management with ST.GALLER KANTONALBANK AG.

Past performance is not an indicator of current or future trends. The performance values refer to the net asset value and are calculated without the commission and costs incurred on issue, redemption or swapping (e.g. transaction and custody costs of the investor). The indications are based on figures denominated in EUR. If this currency is different from the currency of the country in which the investor is resident, the return may increase or decrease as a result of currency fluctuations. Indices cannot be purchased directly.

Statistics

Volatility fund/benchmark (%)	9.90 / n.a. ¹	Tracking Error (%)	n.a. ¹
Information ratio/Sharpe ratio	n.a. / -0.05 ¹	Correlation	n.a. ¹
Jensen Alpha/Beta	n.a. / n.a. ¹		

¹ computed over 3 years

Important legal information

Sources: Bloomberg, Rimes, GAM. Please note the important legal information at the end of this document. Before subscribing, read the prospectus and the KIID which are available at www.carnegroup.com or from your distributor.

The mentioned financial instruments are provided for illustrative purposes only and shall not be considered as a direct offering, investment recommendation or investment advice. Allocations and holdings are subject to change.

Marketing material

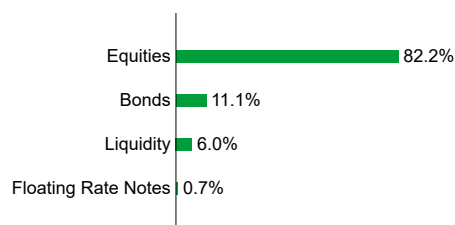
Base data

NAV per share	EUR 214.53
Total fund assets	EUR 6.14 m
Base currency	EUR
Share class	B (accumulation)
Bloomberg Ticker	HYPODAN LX
Security code ISIN	LU0161742381
Security code CH	1546299
Investment manager	St.Galler Kantonalbank AG
Fund management company	Carne Global Fund Managers (Luxembourg) S.A.
Custodian	State Street Bank International GmbH, Luxembourg Branch, Luxembourg
Legal structure	FCP under Luxembourg law
Launch date	11.04.2003
Domicile	Luxembourg
Benchmark	No suitable benchmark available
Total Expense Ratio	3.47% (30.09.2023)
Commission	Issue: max. 2.00%
Registered in	AT CH DE LU

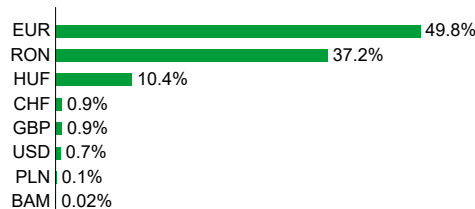
Largest positions

Security	Interest rate	%
Hungarian Telecom		HUF 5.33
ANTIBIOTICE SA		RON 5.15
DO & CO AG		EUR 5.01
Raiffeisen Bank Int AG		EUR 4.96
Romanian Gov Int Bond	2.000%	EUR 4.72
voestalpine AG	1.750%	EUR 4.70
WABERER'S INTERNATIONAL NYRT		HUF 3.60
THR MAREA NEAGRA SA		RON 2.62
FREQUENTIS AG		EUR 2.39
TRANSGAZ SA MEDIAS		RON 2.37
Total		40.85

Structure by investment type



Structure by currency



Derivative financial instruments are taken into account with their exposure in the fund structures. The sum of the structures may deviate from 100% if the fund is invested in these instruments. The base currency of this sub fund is defined in the prospectus.

Information

Exclusion of manufacturers of controversial weapons

The Fund does not invest in companies involved in the development or manufacture of nuclear, biological or chemical weapons, nor in anti-personnel mines or cluster munitions. To this end, the Fund adheres to the exclusion list of the Swiss Association for Responsible Investments (SVVK).

Exercising of voting rights

The voting rights in connection with the investments are exercised by the world's leading voting rights adviser, ISS, in accordance with the United Nations Principles for Responsible Investment (UN PRI). Investors shall receive information on the exercising of voting rights upon request.

Contact

St.Galler Kantonbank AG
Karl Keller, CEFA
Tel.: +41 44 214 32 72
Email: karl.keller@sgkb.ch
www.sgkb.ch

Opportunities

The fund invests in a broadly diversified investment universe and seeks opportunities for returns wherever they exist.

The fund gives investors easy access to the emerging markets. Many of these countries may offer attractive potential returns in various asset classes.

A highly qualified and experienced management actively manages the fund on the basis of a fundamental valuation approach. The objective is to identify the potential investments that, in the Investment manager's opinion, are attractive and could generate positive opportunities for investors.

Risks

The fund invests in equities and bonds, which may be subject to significant fluctuations in value. Bonds are subject to issuer risk, credit risk and interest rate risk.

The fund may invest in securities from emerging markets where prices can fluctuate significantly and where, in addition to social, political and economic uncertainties, operating and supervision conditions may deviate from the standards prevailing in developed markets.

The fund may invest in assets denominated in various currencies, giving rise to exchange rate risks which may be hedged. If the currency in which the past performance is displayed differs from the currency of the country in which an investor resides, due to exchange rate fluctuations, the performance shown may increase or decrease if converted into the investor's local currency.

Capital at risk. All financial investments involve an element of risk. Therefore, the value of the investment and the income from it will vary and the initial investment amount cannot be guaranteed.

Glossary

Alpha (Jensen's): Jensen's Alpha measures the performance of an investment (fund) in relation to its benchmark. A positive alpha means that the value of the fund has generated a higher return than the benchmark.

Benchmark (BM): An index that can be used by an investment fund as the basis of comparison for assessing the performance achieved.

Beta: the beta coefficient describes to what extent the price of a share tracks the value of an index, i.e. if the share performs better or worse than the market.

Correlation: A statistic measurement which shows the linear relationship (or degree of parallel movement) between two series of figures, for example the performance of two equity investments.

Duration: Refers to the period of time that capital is tied into a monetary or bond investment or in other debt securities, and determines the sensitivity of the price to interest rate changes. Unlike residual maturity, the duration also takes into account interest payments and other inflows from invested capital.

Funds of Funds: These are investment funds which invest their fund assets in other target funds.

High water mark: The high water mark principle establishes a cap on or allows for a potential rise in performance fees. According to this principle, the investment fund manager only receives the relevant remuneration when the fund exceeds the highest level of return that it has ever achieved.

Information ratio: The information ratio expresses the ratio of additional returns generated to the extra risk involved. The value generated can be used to evaluate active management.

Modified duration: A risk indicator that measures the effect of price fluctuations on a bond issue or a portfolio of bond issues.

Residual maturity: Time remaining until a bond must be repaid.

Risk rating (SRI): The summary risk indicator is a combination of a market risk measure and credit risk measure. The market risk measure is based on an annualized volatility measure, calculated over the last 5 years of history if available. Where 5 years' performance history is not available the data is supplemented by proxy fund, benchmark data or a simulated historical series as appropriate. This profile is determined using historical data, as such may not be a reliable indication for the future risk profile. The credit risk measure is assessing credit and concentration risk within the portfolio. The indicators are not guaranteed and may shift over time. The lowest category does not mean 'risk free'.

Sharpe ratio: The Sharpe ratio (risk-adjusted performance) is generated by calculating the difference between the average annualised return and the risk-free return. The resulting figure is divided by the annualised standard deviation of the returns. The higher the Sharpe ratio, the better the fund performance in relation to the risk potential of its portfolio.

Total Expense Ratio (TER): The TER is a measure of the total annual expenses incurred by a fund and is expressed as a percentage. It allows an accurate comparison of the costs of funds from different companies to be made.

Tracking error: The tracking error measures the divergence between the return of a fund in relation to its benchmark.

Volatility: A risk indicator demonstrating the fluctuation range (for example of the price or return of a security or fund unit) over a defined period; volatility is most often calculated using standard deviation. The higher the volatility, the greater the fluctuation range.

Yield to maturity: The yield to maturity is the average yield generated by an investment each year if it is held until expiry.

Yield to worst: The lowest potential rate of return an investor could receive on investment in a callable bond, assuming the bond does not go into default.