

# Falcon Best Select Equity CHF

## Investment Policy

The Falcon Best Select Equity aims to achieve growth. The fund is suitable for investors who can tolerate an elevated risk level. First-class equity fund investments produced the highest returns over a longer term time horizon.

## Facts & Figures

Inception	May-18-1999
Reference Currency	CHF
Domicile	LU
Legal Structure	SICAV
Registered for Sale	CH, LU
Custodian Bank	Hauck & Aufhäuser Privatbankiers AG, Niederlassung Luxemburg
Fund Management Company	Falcon Fund Management (Luxembourg) S.A.
Investment Manager	Kuno Schmid, Falcon Private Bank Ltd.
Management Fee	1.20 %
Total Expense Ratio as per Jan-31-2018	1.49 %
Subscription Fee (Max.)	5.00 %
Redemption Fee (Max.)	0.00 %
Subscription Frequency	Daily
Redemption Frequency	Daily
Tax Status	without part. exemp. no inf.*
Minimum Investment	1'000 CHF
Distribution Policy	Capitalised
ISIN	LU0096826192
Valor (Switzerland)	748656
WKN (Germany)	655960
Bloomberg Ticker	ZURSEQU LX

## Risk Level

1	2	3	4	5	6	7
Lower Risk					Higher Risk	
Potentially Lower Reward					Potentially Higher Reward	

## Key Figures per May-31-2018

NAV per Unit	14.64 CHF
Fund Size	57.19 Mio CHF

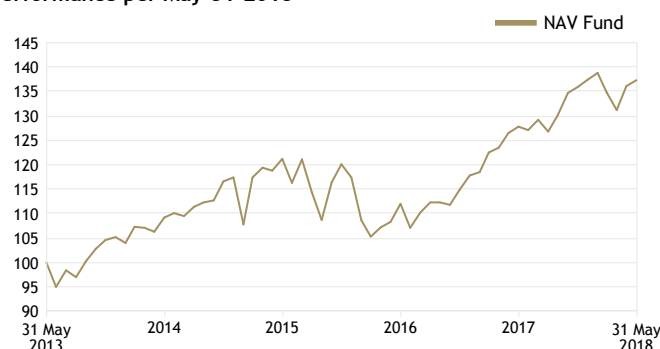
## Rolling Performance

Year to Date	-0.07 %
1 Month	0.90 %
3 Months	1.88 %
6 Months	1.04 %
1 Year	7.49 %
3 Years (Annual Avg.)	4.25 %
3 Years	13.31 %
5 Years (Annual Avg.)	6.55 %
5 Years	37.34 %
Since Inception	46.55 %

## Manager's Comment

The Italian crisis sparked a sell-off of in in bonds and equities across the world at the end of May, although prices have since stabilized. The markets instantly went into crisis mode, with safe havens including German bunds, US treasuries, USD, CHF and JPY moving higher, while equities and credit came under pressure, especially those related more or less directly to Italy and Europe. Looking at regional equity markets, performance was mixed in May. The US and the UK on the one hand were up 3% and 2.8% respectively, while emerging markets performed worst, besides idiosyncratic reasons (Brazil, Argentina, but also Turkey) mainly because of a strengthening US dollar. In early May, global bond markets continued the price fall of April and US government bond yields reached 3.1%, the highest in 4 years. At an inflation rate of 2.5%, real 10-year yields are still far from levels above 3% that in the past were observed before recessions. From this perspective, based on the assumption that inflation will rather move up than fall, there is still ample room for the Federal Reserve to hike interest rates. Strength in the US dollar was broad based in May. Short-term the US dollar looks overbought. From this perspective a snap back seems possible any time.

## Performance per May-31-2018



Past performance is no guarantee for future performance.

Performance data is based on the net asset value assuming the reinvestment of earnings and takes into account all costs incurred at fund level (e.g. management fees). As the costs incurred at investor level may vary greatly from case to case, it is difficult to make generally valid statements. For example, model calculations for a EUR 1000.- investment with an upfront fee of 5%, would result in only EUR 950.- being invested in the fund. Upfront fees are only levied once per acquisition. Additional costs may be incurred at investor level (e.g. custodian charges).

## Annual Performance since Inception May-18-1999

2017	16.64 %
2016	0.40 %
2015	-0.08 %
2014	11.69 %
2013	23.59 %
Total Return since Inception	46.55 %
Monthly Average since Inception	0.20 %
Annual Average since Inception	2.45 %

\*Investment fund without partial exemption due to lack of information

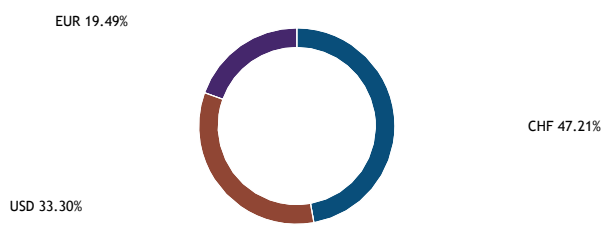
**Performance and Risk Statistics 3 Years**

Annual Volatility	10.98 %
Sharpe Ratio	0.51
Maximum Drawdown	-13.08 %
Positive vs. negative Months	24 : 12
Best Month % ( Feb-28-2015 )	8.96 %
Worst Month % ( Oct-31-2008 )	-20.72 %

**Relative Performance and Risk Statistics 3 Years**

Annual Tracking Error	3.75 %
Annual Information Ratio	-0.68
Jensens Alpha	-1.96 %
Beta	0.94
Correlation	0.94
RSquared	88.67 %

**Allocation by Currency**



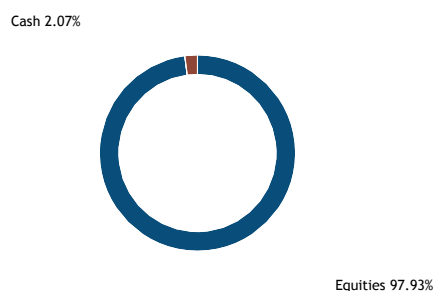
**+ Opportunities**

- Price increases due to market, sector and company specific movements
- Potential foreign exchange gains

**Top Holdings**

Falcon Swiss Equity Class I	11.30 %
UBAM Swiss Equity IC CHF	8.61 %
Vanguard US Opportunities Ins USD Acc	8.15 %
OYSTER Japan Opportunities R S CHF HP PR	7.31 %
IFS-Falcon Swiss S&M Cap Eq I CHF	6.76 %

**Allocation by Investment Instrument**



**- Risks**

- The prices of the invested securities are subject to market fluctuations, which in extreme cases, could result in the loss of the total capital
- Liquidity risk: the sub-fund may invest directly or indirectly in securities, for which it may be difficult to find a buyer in the short term, despite trading under certain market conditions. Thus, the risk of a suspension of unit redemptions could increase
- Currency risk: arises if the fund invests in assets that are denominated in a currency different from the base currency of the fund. A devaluation of the foreign currency against the base currency of the fund could result in a decrease of the value of the assets denominated in the foreign currency

\*This document is intended for marketing purposes.

This document has been prepared solely for information purposes and for the use of the recipient. It is merely a brief summary of key aspects of the fund. The full details of the fund, including the major risks, can be found in the prospectus. Neither Falcon Private Bank Ltd. nor any of its employees make any warranty, expressed or implied. Opinions do not imply a recommendation by Falcon Private Bank Ltd. No responsibility is assumed for the completeness and accuracy of the information provided herein. Certain information may contain forecasts, prognosis and other future statements; they do not represent any actual result and are mainly based on theoretical assumptions, which are retroactively applied on historical financial information. This notice cannot disclose all risks (direct or indirect) or other considerations that might be material to you when entering into any transaction. For any selling restrictions, conditions, costs and involved risks, the corresponding full terms (prospectus / term sheet / or other offering documents) are exclusively relevant and constitute the only mandatory basis for the purchase. Additionally, the risk disclosure brochure "Special Risks in Securities Trading" (2008) (available on the Swiss Bankers Association's website: [www.swissbanking.org/en/home/shop.htm](http://www.swissbanking.org/en/home/shop.htm)) can be referred to. Any transaction should be considered only if you are fully aware of the risks involved and are in a position to bear any financial losses. The development of the values mentioned in this document originates in the past. Past performance is no reliable indicator or guarantee for future performance. Especially performance results referring to a period of less than twelve months (year-to-date-performance, start of investment fund within the last twelve months) do not indicate future results due to the short period of comparison. The performance shown does not take account of any commissions and costs charged when subscribing to and redeeming units. The shares of the funds mentioned herein may only be offered or sold in jurisdictions, in which such offers or sales are permitted. In particular, this document may not be distributed in the United States of America or to any US person. Use of this material is prohibited without the prior written consent of Falcon Private Bank. The information used in this document does not constitute an offer of or an invitation to any person to buy or sell any product and must not be considered as a prospectus (Art. 5 KAG, Art. 652a and/or Art. 1156 OR). The prospectus, simplified prospectus or key investor information, the collective investment agreement and the articles of association, respectively, as well as annual and semi-annual reports, and any other mandatory fund documentation can be obtained free of charge from Falcon Private Bank Ltd., Pelikanstrasse 37, P.O. Box 1376, CH-8021 Zurich (also the paying agent for foreign collective investment schemes distributed in or out of Switzerland) or at [www.falconprivatebank.com](http://www.falconprivatebank.com), as well as at the representative in Switzerland. The representative agent for foreign collective investment schemes distributed in or out of Switzerland is ACOLIN Fund Services AG, Affolternstrasse 56, 8050 Zurich. 2016 Falcon Private Bank Ltd. All rights reserved.

**\*This document is intended for marketing purposes.**