


Raiffeisen-Nachhaltigkeit-Mix (ein Anlagefonds von Raiffeisen Capital Management Österreich) (I)

Current fund strategy

Raiffeisen-Nachhaltigkeit-Mix (ein Anlagefonds von Raiffeisen Capital Management Österreich) (I) is a mixed fund. The Fund promotes ecological/social characteristics and to this end it invests in equities and bonds on the basis of ESG (environmental, social, governance) criteria. At least 51% of the Fund's investments are sustainable with social and environmental objectives; at this time, investment in line with the EU Taxonomy Regulation is not targeted. There is no investment in certain sectors such as armaments or green/plant-based genetic engineering, as well as in companies that violate labour and human rights. The Fund is particularly suitable for investors who wish to benefit from the earnings potential of a globally diversified capital investment while supporting sustainable business practices and are aware of the risks, ranging from high price volatility to possible loss of capital.

The fund is actively managed without reference to a benchmark.

Risk indicator ²



Lower risk

Higher risk

General fund information

Fund launch	Aug 25, 1986
Fund volume in mn	5.438,31
Minimum investment in EUR	500.000
Accounting year	01.10. - 30.09.
Annual dividend payment	15.12.
Bloomberg-Ticker	RANAMIA
Valor	36413841
ISIN distribution (A)	AT0000A1G2L0
ISIN full income-retaining (V)	AT0000A1VG68

Past value is not a reliable indicator of the fund's future performance.

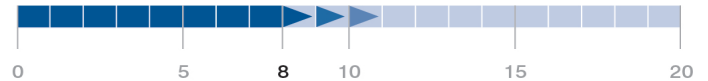
Performance 5 years: Sep 30, 2019 - Sep 30, 2024



In % p.a.	1 Year	3 Years	5 Years	10 Years	since inception (Oct 1, 2015)
Fund	15,18	1,54	3,90	—	5,25

Source: Custodian Bank (Raiffeisen Bank International AG)

Recommended holding period in years



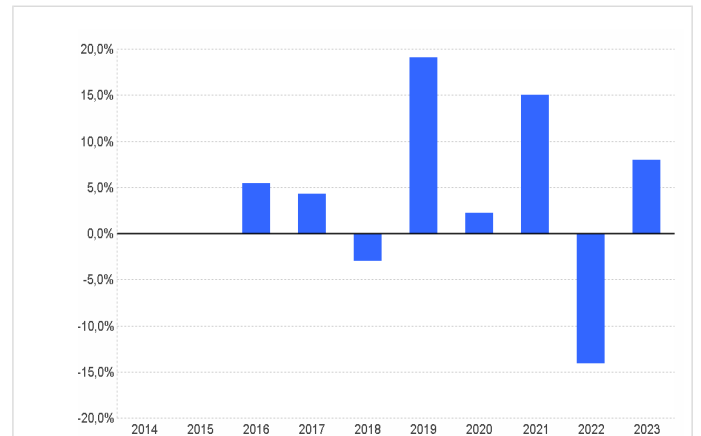
Comments from fund management

The international equity markets were once again very volatile in September. After a correction at the start of the month, the markets recovered again. The drivers included the first interest rate cut by the Fed and hopes that a recession will be avoided. In the bond segment, primarily European government bonds delivered substantial gains. Fading inflationary pressure and the simultaneous economic slowdown opened up room for more interest rate cuts in the euro area. The fund's performance was moderately positive amidst these conditions.

The fund invests with broad diversification in bonds and equities of responsible companies and governments. The equities allocation is currently around 49% and holdings in corporate bonds changed little, remaining at about 25%.

The developments in the coming months will primarily depend on the measures taken by the central banks going forward, as well as economic growth in the USA and Europe. A close eye is also being kept on geopolitics. (23.09.2024)

Performance by calendar years



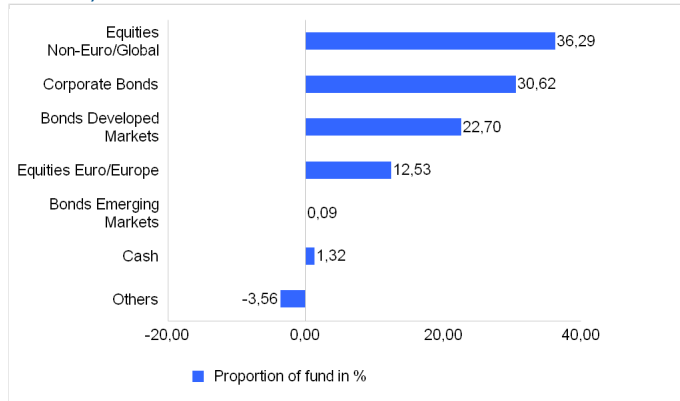
in %	2014	2015	2016	2017	2018	2019	2020	2021	2022	2023
Fund	—	—	5,5	4,3	-3,0	19,1	2,3	15,0	-14,1	8,0

Source: Custodian Bank (Raiffeisen Bank International AG)

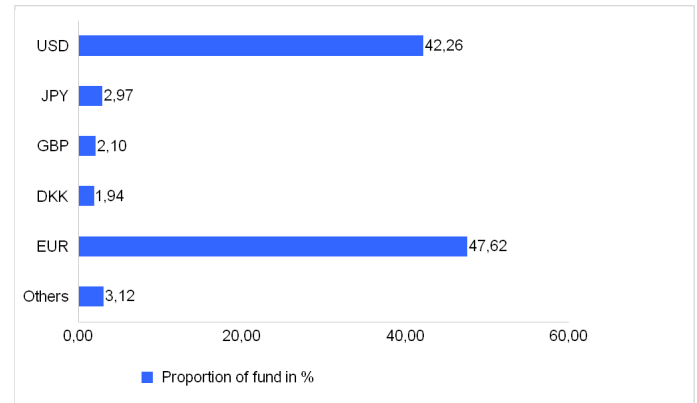
Raiffeisen KAG calculates performance based on the published fund price, using the OeKB methodology. For more details on the calculation, please see the next page. ¹
The performance scenarios can be found in the key information document.

Raiffeisen-Nachhaltigkeit-Mix (ein Anlagefonds von Raiffeisen Capital Management Österreich) (I)

Structure by asset class (proportion of fund assets accounted for by individual securities)



Structure by currency (proportion of fund assets)



Share class information

	ISIN	Launch
ISIN distribution (A)	AT0000A1G2L0	Oct 1, 2015
ISIN full income-retaining (V)	AT0000A1VG68	May 2, 2017
Redemption fee max. (%)		-
Ongoing charges (%) ³		0,85
of which: management fee (%)		0,625
Performance fees: There is no performance fee for this product.		
The management company notes that the sales office can charge fees for the purchase and/or redemption of unit certificates.		

Risk indicators

Volatility (% p. a., 3 years)	9,01
Sharpe Ratio (p. a., 3 years)	-0,00
Maximum Drawdown (% , since inception)	-17,22

Indicators (based on bond volume) ⁴

Ø Yield (%)	3,15
Ø Remaining maturity (years)	5,48
Ø Duration (years)	4,97
Ø Coupon (%)	2,27
Ø Rating	aa

This is a marketing notice. All of the data and information have been collected and assessed with great care; the sources used are considered to be reliable. The information is current as of the time of update. No liability or guaranty can be assumed for the accuracy or completeness of the information.

The German-language versions of the published prospectuses and the information for investors pursuant to § 21 of the Austrian Alternative Investment Fund Managers Act (Alternative Investmentfonds Manager-Gesetz, AIFMG) and the key information documents for the funds of Raiffeisen Kapitalanlage-Gesellschaft m.b.H. authorized for distribution in Switzerland may be downloaded from the "Kurse und Dokumente" section of the website www.rcm-international.com/RCMCH. First Independent Fund Services AG, Feldeggstrasse 12, CH-8008 Zurich, has been appointed as the fund's representative in Switzerland. Raiffeisen Schweiz Genossenschaft, Raiffeisenplatz, 9001 St. Gallen, is the fund's paying agent in Switzerland. The prospectus, the information for investors pursuant to § 21 AIFMG, the key information documents, the fund regulations and the annual and semi-annual fund reports for the fund may be obtained free-of-charge from the fund's representative in Switzerland. A summary of investors' rights in German and English is available via the following link: <https://www.rcm.at/corporategovernance>. Please note that Raiffeisen Kapitalanlage-Gesellschaft m.b.H. has the right to terminate the arrangements made for the distribution of fund unit certificates outside of the fund's country of domicile, Austria.

The collective investment scheme is domiciled in Austria.

¹ The performance is calculated by Raiffeisen KAG on the basis of published fund prices, using the method developed by OeKB (Österreichische Kontrollbank AG). Individual costs such as transaction fees, the subscription fee, the redemption fee, the custody charges of the investor and taxes are not included in the performance calculation. If included, these would lead to a lower performance. Past performance is not a reliable indicator of future performance. Markets could develop very differently in the future. Based on the illustration, you can assess how the fund was managed in the past. Notice for investors with a different functional currency than the fund currency: We expressly point out that returns may rise or fall due to currency fluctuations.

² The risk indicator assumes you keep the product for 8 years.

³ These are the ongoing costs incurred if you exit after 1 year. The ongoing costs are comprised of management fees and other administrative or operating costs (Estimate on the basis of the actual costs over the last year) as well as transaction costs (estimate of the costs incurred when the management company buys and sells the underlying investments for the fund. The actual amount will vary depending on how much the management company buys and sells.) Value pursuant to the key information document valid at the time of preparing this information.

⁴ For securities with an early call right, this is taken into account when calculating bond indicators. If issuers do not exercise the early call option, this results in a corresponding extension of the maturity structure and thus changes the above-mentioned indicators.