

Raiffeisen-Nachhaltigkeit-Momentum (ein Anlagefonds von Raiffeisen Capital Management Österreich) (R)

Current fund strategy

Raiffeisen-Nachhaltigkeit-Momentum (ein Anlagefonds von Raiffeisen Capital Management Österreich) (R) is an equity fund that currently invests primarily in small and medium-sized European companies. The focus is on companies whose sustainability has improved significantly over the past three years (sustainability momentum) and that have strong earnings power in the opinion of the fund management. The Fund promotes ecological/social characteristics and to this end it invests in equities and bonds on the basis of ESG (environmental, social, governance) criteria. At least 51% of the Fund's investments are sustainable with social and environmental objectives; at this time, investment in line with the EU Taxonomy Regulation is not targeted. The Fund is suitable for investors who wish to benefit from the long-term earnings potential of a diversified equity investment in small and medium-sized European enterprises and are aware of the risks, ranging from high price volatility to possible loss of capital. The fund is actively managed without reference to a benchmark.

Risk indicator ²



Lower risk

Higher risk

General fund information

Fund launch	Nov 15, 2016
Fund volume in mn	254,61
Accounting year	01.11. - 31.10.
Annual dividend payment	15.01.
Bloomberg-Ticker	RNHMORT
Valor	41301635
ISIN distribution (A)	AT0000A1PKQ1
ISIN full income-retaining (V)	AT0000A20EY5

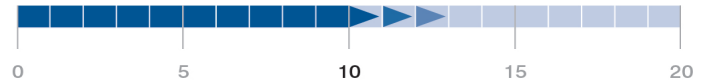
Past value is not a reliable indicator of the fund's future performance.

Performance 5 years: Aug 30, 2019 - Aug 30, 2024



Source: Custodian Bank (Raiffeisen Bank International AG)

Recommended holding period in years



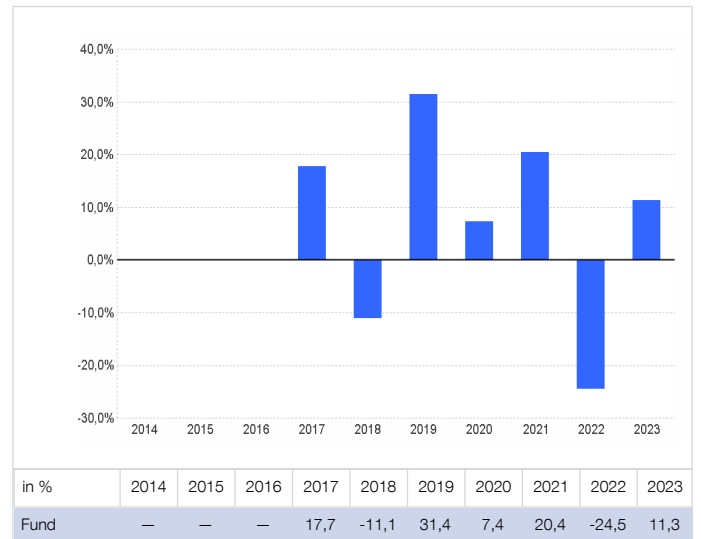
Comments from fund management

The performance of the international equity markets was very volatile in August. Early in the month, prices fell sharply due to worries about a recession in the USA and severe market turbulence in Japan. The markets then bounced back quickly. After the dip in prices, the fund also posted a gain. Companies including Straumann and Rational saw strong performance while Tomra and Umicore were among the worst-performing names.

There were no changes in the portfolio's securities in August.

The fund focuses on companies that have improved their sustainability rating in recent years, with the prospect that this development will also have a positive effect on their financial performance. The fund invests equally in 50 European names. (23.08.2024)

Performance by calendar years



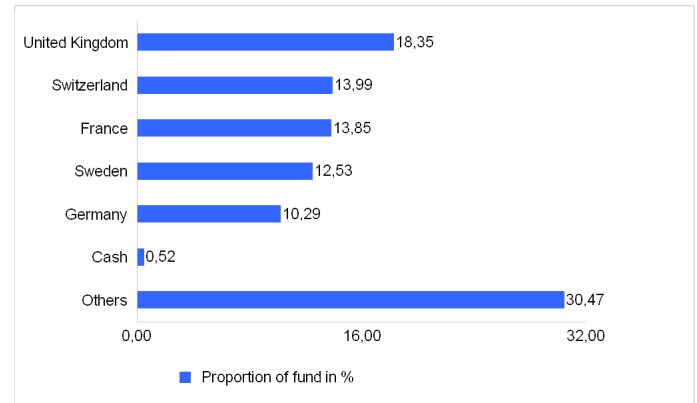
Source: Custodian Bank (Raiffeisen Bank International AG)

Raiffeisen KAG calculates performance based on the published fund price, using the OeKB methodology. For more details on the calculation, please see the next page. ¹

The performance scenarios can be found in the key information document.

Raiffeisen-Nachhaltigkeit-Momentum (ein Anlagefonds von Raiffeisen Capital Management Österreich) (R)
10 largest equity positions (proportion of fund assets in %)

Hannover Rueck SE	2,28
Rational AG	2,27
Bunzl PLC	2,24
Sonova Holding AG	2,22
Cellavision AB	2,22
Essity AB	2,21
Assa Abloy AB	2,21
3i Group PLC	2,18
Novozymes A/S	2,17
Genmab A/S	2,14

Structure by country of domicile (proportion of fund assets)

Share class information

	ISIN	Launch
ISIN distribution (A)	AT0000A1PKQ1	Nov 15, 2016
ISIN full income-retaining (V)	AT0000A20EY5	May 2, 2018
Redemption fee max. (%)		-
Ongoing charges (%) ³		1,77
of which: management fee (%)		1,50

Performance fees: There is no performance fee for this product.

The management company notes that the sales office can charge fees for the purchase and/or redemption of unit certificates.

Risk indicators

Volatility (% p. a., 3 years)	19,82
Sharpe Ratio (p. a., 3 years)	-0,33
Maximum Drawdown (% , since inception)	-34,61

The fund exhibits elevated volatility, meaning that unit prices can move significantly higher or lower in short periods of time, and it is not possible to rule out loss of capital.

This is a marketing notice. All of the data and information have been collected and assessed with great care; the sources used are considered to be reliable. The information is current as of the time of update. No liability or guaranty can be assumed for the accuracy or completeness of the information.

The German-language versions of the published prospectuses and the information for investors pursuant to § 21 of the Austrian Alternative Investment Fund Managers Act (Alternative Investmentfonds Manager-Gesetz, AIFMG) and the key information documents for the funds of Raiffeisen Kapitalanlage-Gesellschaft m.b.H. authorized for distribution in Switzerland may be downloaded from the "Kurse und Dokumente" section of the website www.rcm-international.com/RCMCH. First Independent Fund Services AG, Klausstrasse 33, CH-8008 Zurich, has been appointed as the fund's representative in Switzerland. Raiffeisen Schweiz Genossenschaft, Raiffeisenplatz, 9001 St. Gallen, is the fund's paying agent in Switzerland. The prospectus, the information for investors pursuant to § 21 AIFMG, the key information documents, the fund regulations and the annual and semi-annual fund reports for the fund may be obtained free-of-charge from the fund's representative in Switzerland. A summary of investors' rights in German and English is available via the following link: <https://www.rcm.at/corporategovernance>. Please note that Raiffeisen Kapitalanlage-Gesellschaft m.b.H. has the right to terminate the arrangements made for the distribution of fund unit certificates outside of the fund's country of domicile, Austria.

The collective investment scheme is domiciled in Austria.

¹ The performance is calculated by Raiffeisen KAG on the basis of published fund prices, using the method developed by OeKB (Österreichische Kontrollbank AG). Individual costs such as transaction fees, the subscription fee, the redemption fee, the custody charges of the investor and taxes are not included in the performance calculation. If included, these would lead to a lower performance. Past performance is not a reliable indicator of future performance. Markets could develop very differently in the future. Based on the illustration, you can assess how the fund was managed in the past. Notice for investors with a different functional currency than the fund currency: We expressly point out that returns may rise or fall due to currency fluctuations.

² The risk indicator assumes you keep the product for 10 years.

³ These are the ongoing costs incurred if you exit after 1 year. The ongoing costs are comprised of management fees and other administrative or operating costs (Estimate on the basis of the actual costs over the last year) as well as transaction costs (estimate of the costs incurred when the management company buys and sells the underlying investments for the fund). The actual amount will vary depending on how much the management company buys and sells.) Value pursuant to the key information document valid at the time of preparing this information.