

Raiffeisen-Nachhaltigkeit-Momentum (ein Anlagefonds von Raiffeisen Capital Management Österreich) (I)

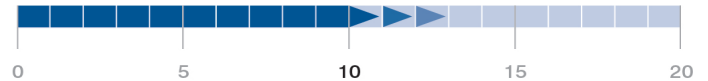
Current fund strategy

Raiffeisen-Nachhaltigkeit-Momentum (ein Anlagefonds von Raiffeisen Capital Management Österreich) (I) is an equity fund that currently invests primarily in small and medium-sized European companies. The focus is on companies whose sustainability has improved significantly over the past three years (sustainability momentum) and that have strong earnings power in the opinion of the fund management. The Fund promotes ecological/social characteristics and to this end it invests in equities and bonds on the basis of ESG (environmental, social, governance) criteria. At least 51% of the Fund's investments are sustainable with social and environmental objectives; at this time, investment in line with the EU Taxonomy Regulation is not targeted. The Fund is suitable for investors who wish to benefit from the long-term earnings potential of a diversified equity investment in small and medium-sized European enterprises and are aware of the risks, ranging from high price volatility to possible loss of capital. The fund is actively managed without reference to a benchmark.

Risk indicator ²



Recommended holding period in years



General fund information

Fund launch	Nov 15, 2016
Fund volume in mn	252,21
Minimum investment in EUR	500.000
Accounting year	01.11. - 31.10.
Annual dividend payment	15.01.
Bloomberg-Ticker	RHNMIVA
Valor	34514222
ISIN distribution (A)	AT0000A1PKS7
ISIN full income-retaining (V)	AT0000A1PKT5

Past value is not a reliable indicator of the fund's future performance.

Comments from fund management

The European equity markets saw mixed performance in July. So far, the reporting season has been good for small and mid cap companies. Large caps, on the other hand, have posted weaker performance. The fund's performance was positive in this environment. Companies such as Tomra and Smith & Nephew did very well while Borregaard and Hexagon were among the worst-performing names.

The semi-annual rebalancing was completed in July. In the course of this, profits were taken on companies with strong price performance and investment was increased in names with weaker performance.

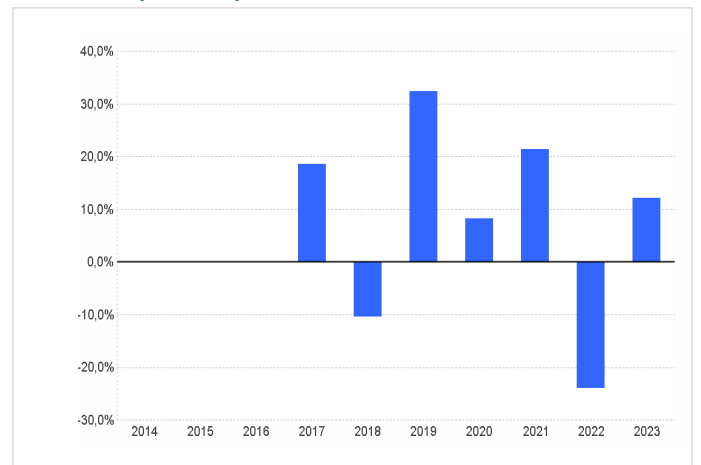
The fund focuses on companies that have improved their sustainability rating in recent years, with the prospect that this development will also have a positive effect on their financial performance. The fund invests equally in 50 European names. (24.07.2024)

Performance 5 years: Jul 31, 2019 - Jul 31, 2024



Source: Custodian Bank (Raiffeisen Bank International AG)

Performance by calendar years



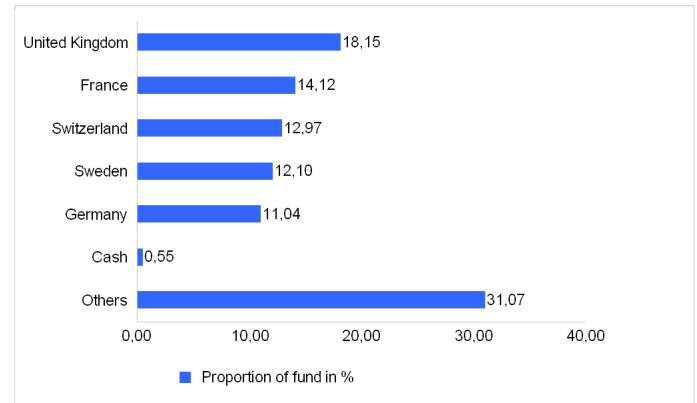
Source: Custodian Bank (Raiffeisen Bank International AG)

Raiffeisen KAG calculates performance based on the published fund price, using the OeKB methodology. For more details on the calculation, please see the next page. ¹

The performance scenarios can be found in the key information document.

Raiffeisen-Nachhaltigkeit-Momentum (ein Anlagefonds von Raiffeisen Capital Management Österreich) (I)
10 largest equity positions (proportion of fund assets in %)

SGS SA	2,27
TOMRA Systems ASA	2,26
Genmab A/S	2,24
Sodexo SA	2,20
3i Group PLC	2,13
Essity AB	2,13
Kerry Group PLC	2,13
Assa Abloy AB	2,13
Geberit AG	2,11
Krones AG	2,11

Structure by country of domicile (proportion of fund assets)

Share class information

	ISIN	Launch
ISIN distribution (A)	AT0000A1PKS7	Nov 15, 2016
ISIN full income-retaining (V)	AT0000A1PKT5	Nov 15, 2016
Redemption fee max. (%)		-
Ongoing charges (%) ³		1,03
of which: management fee (%)		0,75

Performance fees: There is no performance fee for this product.

The management company notes that the sales office can charge fees for the purchase and/or redemption of unit certificates.

Risk indicators

Volatility (% p. a., 3 years)	19,82
Sharpe Ratio (p. a., 3 years)	-0,28
Maximum Drawdown (% , since inception)	-34,55

The fund exhibits elevated volatility, meaning that unit prices can move significantly higher or lower in short periods of time, and it is not possible to rule out loss of capital.

This is a marketing notice. All of the data and information have been collected and assessed with great care; the sources used are considered to be reliable. The information is current as of the time of update. No liability or guaranty can be assumed for the accuracy or completeness of the information.

The German-language versions of the published prospectuses and the information for investors pursuant to § 21 of the Austrian Alternative Investment Fund Managers Act (Alternative Investmentfonds Manager-Gesetz, AIFMG) and the key information documents for the funds of Raiffeisen Kapitalanlage-Gesellschaft m.b.H. authorized for distribution in Switzerland may be downloaded from the "Kurse und Dokumente" section of the website www.rcm-international.com/RCMCH. First Independent Fund Services AG, Klausstrasse 33, CH-8008 Zurich, has been appointed as the fund's representative in Switzerland. Raiffeisen Schweiz Genossenschaft, Raiffeisenplatz, 9001 St. Gallen, is the fund's paying agent in Switzerland. The prospectus, the information for investors pursuant to § 21 AIFMG, the key information documents, the fund regulations and the annual and semi-annual fund reports for the fund may be obtained free-of-charge from the fund's representative in Switzerland. A summary of investors' rights in German and English is available via the following link: <https://www.rcm.at/corporategovernance>. Please note that Raiffeisen Kapitalanlage-Gesellschaft m.b.H. has the right to terminate the arrangements made for the distribution of fund unit certificates outside of the fund's country of domicile, Austria.

The collective investment scheme is domiciled in Austria.

¹ The performance is calculated by Raiffeisen KAG on the basis of published fund prices, using the method developed by OeKB (Österreichische Kontrollbank AG). Individual costs such as transaction fees, the subscription fee, the redemption fee, the custody charges of the investor and taxes are not included in the performance calculation. If included, these would lead to a lower performance. Past performance is not a reliable indicator of future performance. Markets could develop very differently in the future. Based on the illustration, you can assess how the fund was managed in the past. Notice for investors with a different functional currency than the fund currency: We expressly point out that returns may rise or fall due to currency fluctuations.

² The risk indicator assumes you keep the product for 10 years.

³ These are the ongoing costs incurred if you exit after 1 year. The ongoing costs are comprised of management fees and other administrative or operating costs (Estimate on the basis of the actual costs over the last year) as well as transaction costs (estimate of the costs incurred when the management company buys and sells the underlying investments for the fund). The actual amount will vary depending on how much the management company buys and sells.) Value pursuant to the key information document valid at the time of preparing this information.