

Raiffeisen-Nachhaltigkeit-Aktien (ein Anlagefonds von Raiffeisen Capital Management Österreich) (R)

Current fund strategy

Raiffeisen-Nachhaltigkeit-Aktien (ein Anlagefonds von Raiffeisen Capital Management Österreich) (R) is an equity fund. It invests in equities, with broad, global diversification. The Fund promotes ecological/social characteristics and to this end it invests on the basis of ESG (environmental, social, governance) criteria. At least 51% of the Fund's investments are sustainable with social and environmental objectives; at this time, investment in line with the EU Taxonomy Regulation is not targeted. There is no investment in certain sectors such as armaments or green/plant-based genetic engineering, as well as in companies that violate labour and human rights. The Fund is particularly suitable for investors who wish to benefit from the earnings potential of a globally diversified equity investment while supporting sustainable business practices and are aware of the risks, ranging from high price volatility to possible loss of capital.

The fund is actively managed without reference to a benchmark.

Risk indicator ²



Lower risk

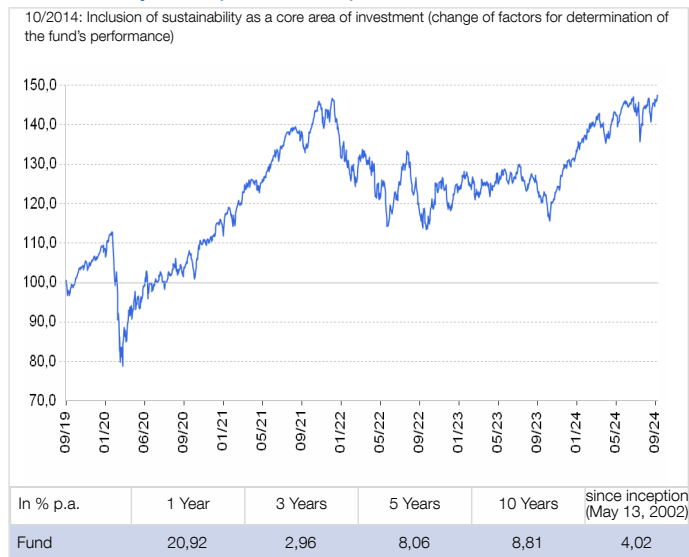
Higher risk

General fund information

Fund launch	May 13, 2002
Fund volume in mn	1.505,11
Accounting year	01.04. - 31.03.
Annual dividend payment	15.06.
Bloomberg-Ticker	RAIETAT
Valor	1523107
ISIN distribution (A)	AT0000677901
ISIN full income-retaining (V)	AT0000677927

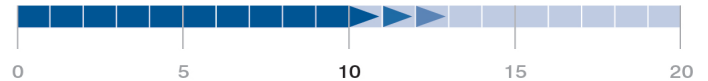
Past value is not a reliable indicator of the fund's future performance.

Performance 5 years: Sep 30, 2019 - Sep 30, 2024



Source: Custodian Bank (Raiffeisen Bank International AG)

Recommended holding period in years



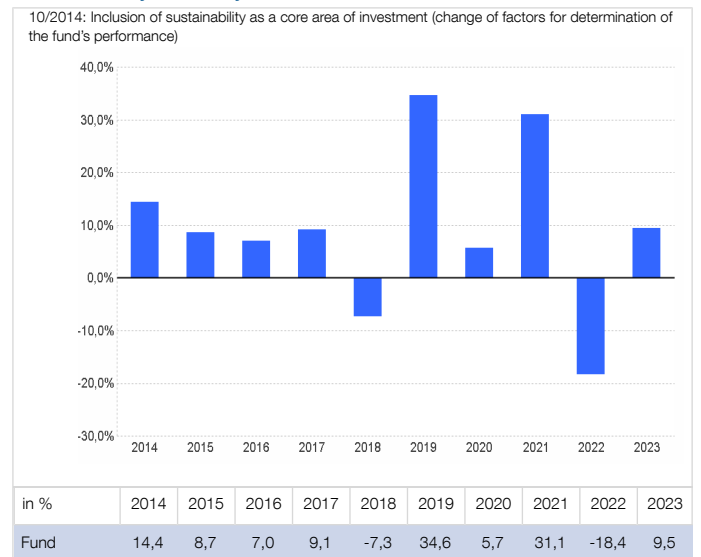
Comments from fund management

The international equity markets were once again very volatile in September. After a correction at the start of the month, the markets recovered again. The drivers included the first interest rate cut by the Fed and hopes that a recession will be avoided. The fund's performance was moderately positive amidst these conditions. While the communication services and real estate sectors made the biggest positive performance contributions, companies in the health care and IT sectors made the most significant negative contributions.

The fund's fundamentally broad diversification was maintained. The portfolio is still invested in issuers with the best sustainability and financial scores.

The developments in the coming months will primarily depend on the measures taken by the central banks going forward, as well as economic growth in the USA and Europe. A close eye is also being kept on geopolitics. (23.09.2024)

Performance by calendar years



Source: Custodian Bank (Raiffeisen Bank International AG)

Raiffeisen KAG calculates performance based on the published fund price, using the OeKB methodology. For more details on the calculation, please see the next page. ¹

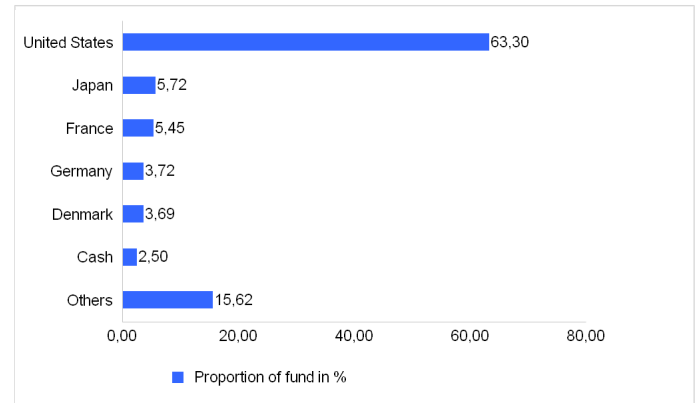
The performance scenarios can be found in the key information document.

Raiffeisen-Nachhaltigkeit-Aktien (ein Anlagefonds von Raiffeisen Capital Management Österreich) (R)

10 largest equity positions (proportion of fund assets in %)

Microsoft Corp	4,40
NVIDIA Corp	4,04
Apple Inc	3,96
Alphabet Inc	2,72
Merck & Co Inc	1,57
Procter & Gamble Co/The	1,50
Motorola Solutions Inc	1,50
Schneider Electric SE	1,36
Ecolab Inc	1,34
Muenchener Rueckversicherungs-Gesellschaft AG in Muenchen	1,34

Structure by country of domicile (proportion of fund assets)



Share class information

	ISIN	Launch
ISIN distribution (A)	AT0000677901	May 13, 2002
ISIN full income-retaining (V)	AT0000677927	Oct 29, 2002
Redemption fee max. (%)		-
Ongoing charges (%) ³		1,73
of which: management fee (%)		1,50

Performance fees: There is no performance fee for this product.

The management company notes that the sales office can charge fees for the purchase and/or redemption of unit certificates.

Risk indicators

Volatility (% p. a., 3 years)	14,29
Sharpe Ratio (p. a., 3 years)	0,10
Maximum Drawdown (% , since inception)	-58,16

The fund exhibits elevated volatility, meaning that unit prices can move significantly higher or lower in short periods of time, and it is not possible to rule out loss of capital.

This is a marketing notice. All of the data and information have been collected and assessed with great care; the sources used are considered to be reliable. The information is current as of the time of update. No liability or guaranty can be assumed for the accuracy or completeness of the information.

The German-language versions of the published prospectuses and the information for investors pursuant to § 21 of the Austrian Alternative Investment Fund Managers Act (Alternative Investmentfonds Manager-Gesetz, AIFMG) and the key information documents for the funds of Raiffeisen Kapitalanlage-Gesellschaft m.b.H. authorized for distribution in Switzerland may be downloaded from the "Kurse und Dokumente" section of the website www.rcm-international.com/RCMCH. First Independent Fund Services AG, Feldeggstrasse 12, CH-8008 Zurich, has been appointed as the fund's representative in Switzerland. Raiffeisen Schweiz Genossenschaft, Raiffeisenplatz, 9001 St. Gallen, is the fund's paying agent in Switzerland. The prospectus, the information for investors pursuant to § 21 AIFMG, the key information documents, the fund regulations and the annual and semi-annual fund reports for the fund may be obtained free-of-charge from the fund's representative in Switzerland. A summary of investors' rights in German and English is available via the following link: <https://www.rcm.at/corporategovernance>. Please note that Raiffeisen Kapitalanlage-Gesellschaft m.b.H. has the right to terminate the arrangements made for the distribution of fund unit certificates outside of the fund's country of domicile, Austria.

The collective investment scheme is domiciled in Austria.

¹ The performance is calculated by Raiffeisen KAG on the basis of published fund prices, using the method developed by OeKB (Österreichische Kontrollbank AG). Individual costs such as transaction fees, the subscription fee, the redemption fee, the custody charges of the investor and taxes are not included in the performance calculation. If included, these would lead to a lower performance. Past performance is not a reliable indicator of future performance. Markets could develop very differently in the future. Based on the illustration, you can assess how the fund was managed in the past. Notice for investors with a different functional currency than the fund currency: We expressly point out that returns may rise or fall due to currency fluctuations.

² The risk indicator assumes you keep the product for 10 years.

³ These are the ongoing costs incurred if you exit after 1 year. The ongoing costs are comprised of management fees and other administrative or operating costs (Estimate on the basis of the actual costs over the last year) as well as transaction costs (estimate of the costs incurred when the management company buys and sells the underlying investments for the fund). The actual amount will vary depending on how much the management company buys and sells.) Value pursuant to the key information document valid at the time of preparing this information.