


Raiffeisen-GreenBonds (ein Anlagefonds von Raiffeisen Capital Management Österreich) (R)

Current fund strategy

Raiffeisen-GreenBonds (ein Anlagefonds von Raiffeisen Capital Management Österreich) (R) is a bond fund. It invests predominantly in bonds issued by governments, supranational entities, and/or companies in order to finance environmental, climate-relevant projects (so-called green bonds). The Fund promotes sustainable objectives and to this end it invests on the basis of ESG (environmental, social, governance) criteria. At least 90% of the Fund's investments are sustainable with environmental objectives; at this time, investment in line with the EU Taxonomy Regulation is not targeted. The Fund is particularly suitable for investors who wish to benefit from the earnings potential of a bond investment while supporting climate and environmental protection and are aware of the risks, ranging from price volatility to possible loss of capital.

The fund is actively managed without reference to a benchmark.

Risk indicator ²



Lower risk

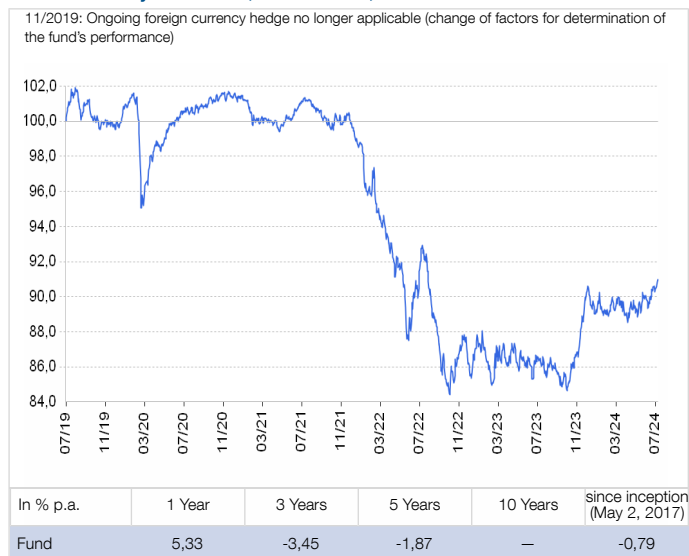
Higher risk

General fund information

| | |
|--------------------------------|-----------------|
| Fund launch | Sep 15, 2015 |
| Fund volume in mn | 239,12 |
| Accounting year | 01.09. - 31.08. |
| Annual dividend payment | 15.11. |
| Valor | 36436593 |
| ISIN distribution (A) | AT0000A292N8 |
| ISIN full income-retaining (V) | AT0000A1VG88 |

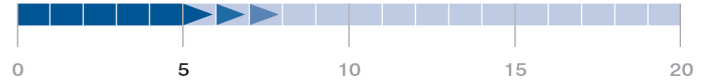
Past value is not a reliable indicator of the fund's future performance.

Performance 5 years: Jul 31, 2019 - Jul 31, 2024



Source: Custodian Bank (Raiffeisen Bank International AG)

Recommended holding period in years



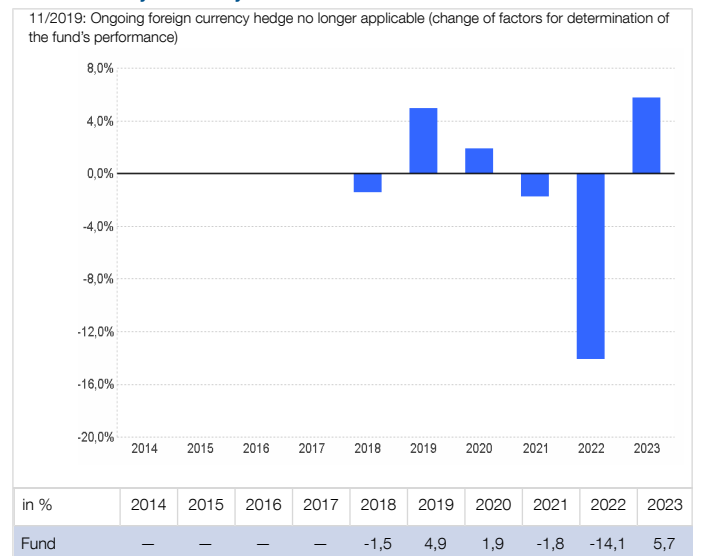
Comments from fund management

Bond prices trended firmer in July. Mixed economic indicators plus a positive inflation surprise in the USA combined with a neutral meeting by the ECB and rising uncertainty on the equity markets lent support to most government bonds.

The fund invests in bonds whose proceeds are used for environmental measures. Some 90% of these are denominated in EUR and USD. The unhedged currency position is around 15%. Almost one half of the volume is from state-affiliated issuers or supranationals. The average duration is 5.9 years.

The economy will only grow to a limited extent in Europe this year, and momentum is also fading in the USA. At the same time, inflation will decline over the next twelve months. Following its first rate cut, the ECB will thus lower interest rates further, and the Fed will follow suit soon. Bonds look attractive. (24.07.2024)

Performance by calendar years

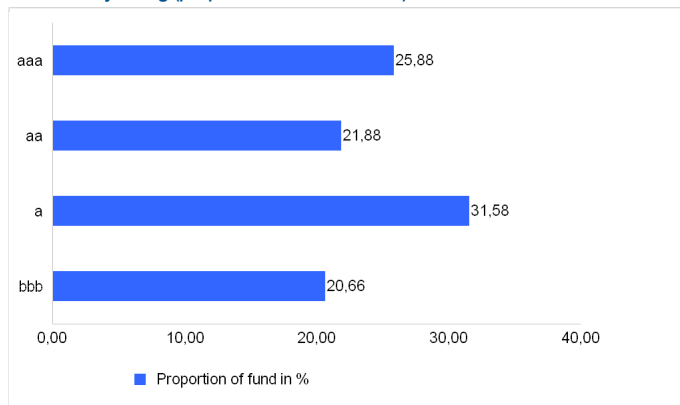
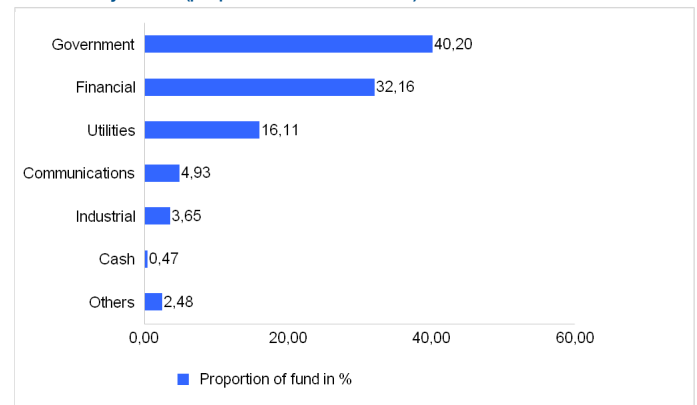


Source: Custodian Bank (Raiffeisen Bank International AG)

Raiffeisen KAG calculates performance based on the published fund price, using the OeKB methodology. For more details on the calculation, please see the next page. ¹

The performance scenarios can be found in the key information document.

Raiffeisen-GreenBonds (ein Anlagefonds von Raiffeisen Capital Management Österreich) (R)

Structure by rating (proportion of bond assets)

Structure by sector (proportion of bond assets)

Share class information

| | ISIN | Launch |
|---|--------------|-------------|
| ISIN distribution (A) | AT0000A292N8 | Aug 1, 2019 |
| ISIN full income-retaining (V) | AT0000A1VGG8 | May 2, 2017 |
| Redemption fee max. (%) | | - |
| Ongoing charges (%) ³ | | 0,72 |
| of which: management fee (%) | | 0,60 |
| Performance fees: There is no performance fee for this product. | | |
| The management company notes that the sales office can charge fees for the purchase and/or redemption of unit certificates. | | |

Risk indicators

| | |
|--|--------|
| Volatility (% p. a., 3 years) | 6,44 |
| Sharpe Ratio (p. a., 3 years) | -0,75 |
| Maximum Drawdown (% , since inception) | -17,15 |

Indicators (based on bond volume) ⁴

| | |
|------------------------------|------|
| Ø Yield (%) | 3,47 |
| Ø Remaining maturity (years) | 6,46 |
| Ø Duration (years) | 5,86 |
| Ø Coupon (%) | 1,53 |
| Ø Rating | aa |

This is a marketing notice. All of the data and information have been collected and assessed with great care; the sources used are considered to be reliable. The information is current as of the time of update. No liability or guaranty can be assumed for the accuracy or completeness of the information.

The German-language versions of the published prospectuses and the information for investors pursuant to § 21 of the Austrian Alternative Investment Fund Managers Act (Alternative Investmentfonds Manager-Gesetz, AIFMG) and the key information documents for the funds of Raiffeisen Kapitalanlage-Gesellschaft m.b.H. authorized for distribution in Switzerland may be downloaded from the "Kurse und Dokumente" section of the website www.rcm-international.com/RCMCH. First Independent Fund Services AG, Klausstrasse 33, CH-8008 Zurich, has been appointed as the fund's representative in Switzerland. Raiffeisen Schweiz Genossenschaft, Raiffeisenplatz, 9001 St. Gallen, is the fund's paying agent in Switzerland. The prospectus, the information for investors pursuant to § 21 AIFMG, the key information documents, the fund regulations and the annual and semi-annual fund reports for the fund may be obtained free-of-charge from the fund's representative in Switzerland. A summary of investors' rights in German and English is available via the following link: <https://www.rcm.at/corporategovernance>. Please note that Raiffeisen Kapitalanlage-Gesellschaft m.b.H. has the right to terminate the arrangements made for the distribution of fund unit certificates outside of the fund's country of domicile, Austria.

The collective investment scheme is domiciled in Austria.

¹ The performance is calculated by Raiffeisen KAG on the basis of published fund prices, using the method developed by OeKB (Österreichische Kontrollbank AG). Individual costs such as transaction fees, the subscription fee, the redemption fee, the custody charges of the investor and taxes are not included in the performance calculation. If included, these would lead to a lower performance. Past performance is not a reliable indicator of future performance. Markets could develop very differently in the future. Based on the illustration, you can assess how the fund was managed in the past. Notice for investors with a different functional currency than the fund currency: We expressly point out that returns may rise or fall due to currency fluctuations.

² The risk indicator assumes you keep the product for 5 years.

³ These are the ongoing costs incurred if you exit after 1 year. The ongoing costs are comprised of management fees and other administrative or operating costs (Estimate on the basis of the actual costs over the last year) as well as transaction costs (estimate of the costs incurred when the management company buys and sells the underlying investments for the fund. The actual amount will vary depending on how much the management company buys and sells.) Value pursuant to the key information document valid at the time of preparing this information.

⁴ For securities with an early call right, this is taken into account when calculating bond indicators. If issuers do not exercise the early call option, this results in a corresponding extension of the maturity structure and thus changes the above-mentioned indicators.