


## Raiffeisen-Europa-HighYield (ein Anlagefonds von Raiffeisen Capital Management Österreich) (R)

### Current fund strategy

Raiffeisen-Europa-HighYield (ein Anlagefonds von Raiffeisen Capital Management Österreich) (R) is a bond fund. It invests mainly in EUR-denominated high yield bonds (bonds with a rating lower than investment grade) of companies which have their headquarters or main activities in Europe, with broad diversification. The fund management works to optimise the risk-return profile using additional active strategies. The Fund is particularly suitable for investors who wish to benefit from the earnings potential of a well-diversified EUR bond investment in high yield corporate bonds and are aware of the related higher risks, ranging from higher price volatility to possible loss of capital in the event of strong increases in yields on the bond markets or default by issuers.

The fund is actively managed with reference to a benchmark. Such reference to a benchmark does not restrict the fund management's scope of action.

### Risk indicator <sup>2</sup>

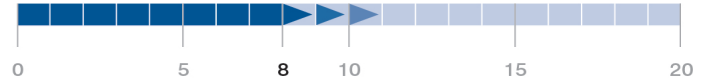


### General fund information

Fund launch	May 12, 1999
Fund volume in mn	481,62
Accounting year	01.02. - 31.01.
Annual dividend payment	15.04.
Bloomberg-Ticker	RAEUHYT
Valor	1177903
ISIN distribution (A)	AT0000796529
ISIN full income-retaining (V)	AT0000765599

Past value is not a reliable indicator of the fund's future performance.

### Recommended holding period in years



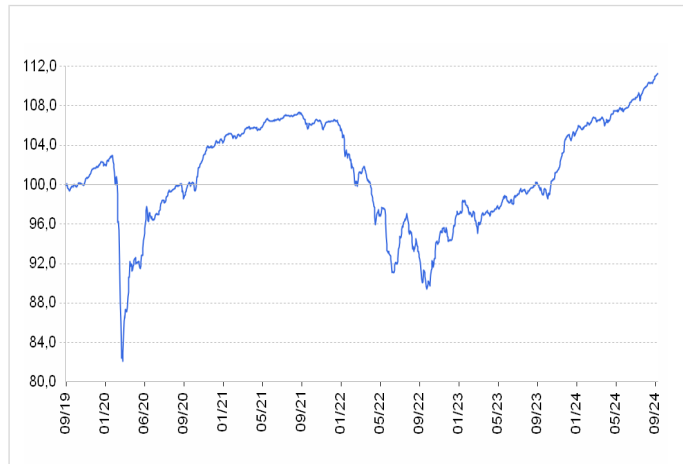
### Comments from fund management

Cyclical sectors – and above all the automotive segment – were weak at the beginning of the month and led to a temporary widening of spreads. However, interest rate cuts by the ECB and Fed led to more positive conditions in the second half of the month. Amidst returning risk appetite, the asset class delivered price gains in September, as well.

The investment level remains high. Relative valuations and the credit cycle support a conservative stance in the rating allocation while non-cyclical sectors are preferred.

The monetary easing and waning default risks continue to foster good conditions for the asset class. (23.09.2024)

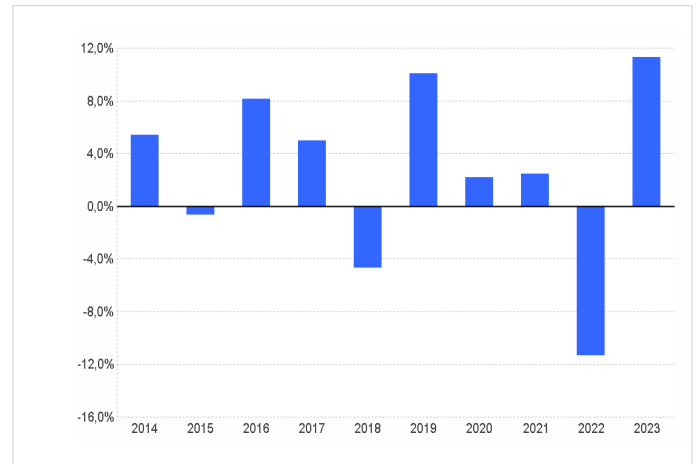
### Performance 5 years: Sep 30, 2019 - Sep 30, 2024



In % p.a.	1 Year	3 Years	5 Years	10 Years	since inception (May 12, 1999)
Fund	11,93	1,39	2,16	2,70	4,74
Benchmark	13,10	1,82	2,75	3,53	—

Source: Custodian Bank (Raiffeisen Bank International AG)

### Performance by calendar years



in %	2014	2015	2016	2017	2018	2019	2020	2021	2022	2023
Fund	5,4	-0,7	8,2	5,0	-4,6	10,1	2,2	2,5	-11,3	11,3
Benchmark	4,9	0,8	9,4	6,1	-3,5	10,9	2,6	3,3	-11,7	12,3

Source: Custodian Bank (Raiffeisen Bank International AG)

### Benchmark

ICE BofA Euro High Yield Constrained ex Subordinated Financials Weighting in %

100,00

Raiffeisen KAG calculates performance based on the published fund price, using the OeKB methodology. For more details on the calculation, please see the next page. <sup>1</sup>

The performance scenarios can be found in the key information document.

The benchmark is presented without costs and is not directly investable.

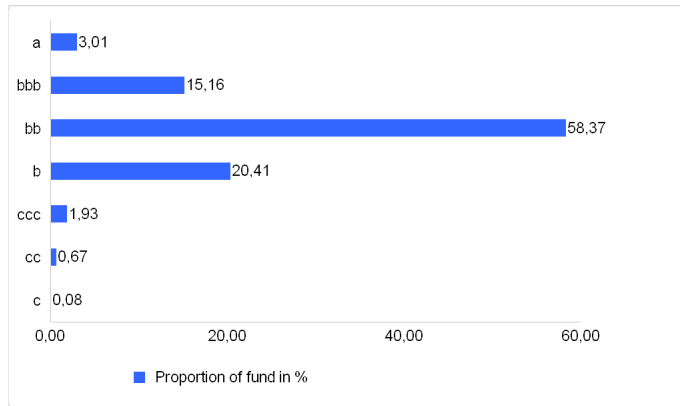
Presentation in accordance with the benchmark used in the past, which may deviate from the benchmark reported. We can also provide you with more detailed information free of charge on request.

The management company may change the benchmark in the interests of the unitholders. The respective current benchmark will be shown in the Key Investor Information Document, the prospectus or in the information pursuant to § 21 of the Austrian Alternative Investment Fund Managers Act (AIFMG).

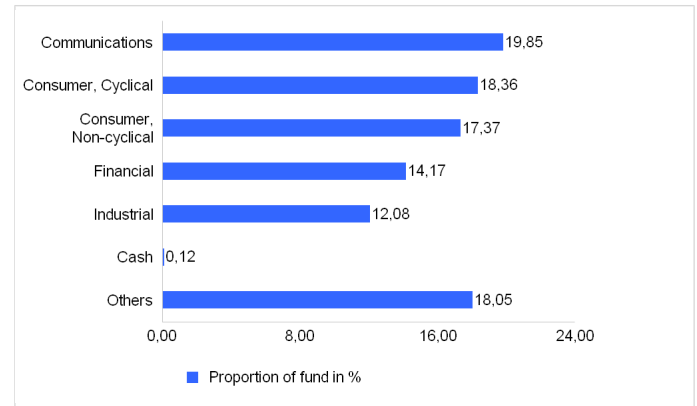
Each of the indices mentioned is a registered brand. The licensing party does not sponsor the fund, subsidize it, sell it or support it in any other way. Index calculation and index licensing of indices or index brands do not represent a recommendation to invest. The respective licensor is not liable to third parties for any errors in the index. For legal information regarding licensors, see [www.rcm.at/lizenzgeberhinweise](http://www.rcm.at/lizenzgeberhinweise) or [www.rcm-international.com](http://www.rcm-international.com) on the website of the corresponding country.

## Raiffeisen-Europa-HighYield (ein Anlagefonds von Raiffeisen Capital Management Österreich) (R)

### Structure by rating (proportion of bond assets)



### Structure by sector (proportion of bond assets)



### Share class information

	ISIN	Launch
ISIN distribution (A)	AT0000796529	May 12, 1999
ISIN full income-retaining (V)	AT0000765599	Dec 1, 1999
Redemption fee max. (%)		-
Ongoing charges (%) <sup>3</sup>		1,15
of which: management fee (%)		0,96
Performance fees: There is no performance fee for this product.		
The management company notes that the sales office can charge fees for the purchase and/or redemption of unit certificates.		

### Risk indicators

Volatility (% p. a., 3 years)	7,05
Sharpe Ratio (p. a., 3 years)	-0,02
Maximum Drawdown (% , since inception)	-38,81

### Indicators (based on bond volume) <sup>4</sup>

Ø Yield (%)	4,89
Ø Remaining maturity (years)	2,36
Ø Duration (years)	2,30
Ø Coupon (%)	4,62
Ø Rating	bb

This is a marketing notice. All of the data and information have been collected and assessed with great care; the sources used are considered to be reliable. The information is current as of the time of update. No liability or guaranty can be assumed for the accuracy or completeness of the information.

The German-language versions of the published prospectuses and the information for investors pursuant to § 21 of the Austrian Alternative Investment Fund Managers Act (Alternative Investmentfonds Manager-Gesetz, AIFMG) and the key information documents for the funds of Raiffeisen Kapitalanlage-Gesellschaft m.b.H. authorized for distribution in Switzerland may be downloaded from the "Kurse und Dokumente" section of the website [www.rcm-international.com/RCMCH](http://www.rcm-international.com/RCMCH). First Independent Fund Services AG, Feldeggstrasse 12, CH-8008 Zurich, has been appointed as the fund's representative in Switzerland. Raiffeisen Schweiz Genossenschaft, Raiffeisenplatz, 9001 St. Gallen, is the fund's paying agent in Switzerland. The prospectus, the information for investors pursuant to § 21 AIFMG, the key information documents, the fund regulations and the annual and semi-annual fund reports for the fund may be obtained free-of-charge from the fund's representative in Switzerland. A summary of investors' rights in German and English is available via the following link: <https://www.rcm.at/corporategovernance>. Please note that Raiffeisen Kapitalanlage-Gesellschaft m.b.H. has the right to terminate the arrangements made for the distribution of fund unit certificates outside of the fund's country of domicile, Austria.

The collective investment scheme is domiciled in Austria.

<sup>1</sup> The performance is calculated by Raiffeisen KAG on the basis of published fund prices, using the method developed by OeKB (Österreichische Kontrollbank AG). Individual costs such as transaction fees, the subscription fee, the redemption fee, the custody charges of the investor and taxes are not included in the performance calculation. If included, these would lead to a lower performance. Past performance is not a reliable indicator of future performance. Markets could develop very differently in the future. Based on the illustration, you can assess how the fund was managed in the past and compare it to its benchmark. Notice for investors with a different functional currency than the fund currency: We expressly point out that returns may rise or fall due to currency fluctuations.

<sup>2</sup> The risk indicator assumes you keep the product for 8 years.

<sup>3</sup> These are the ongoing costs incurred if you exit after 1 year. The ongoing costs are comprised of management fees and other administrative or operating costs (Estimate on the basis of the actual costs over the last year) as well as transaction costs (estimate of the costs incurred when the management company buys and sells the underlying investments for the fund. The actual amount will vary depending on how much the management company buys and sells.) Value pursuant to the key information document valid at the time of preparing this information.

<sup>4</sup> For securities with an early call right, this is taken into account when calculating bond indicators. If issuers do not exercise the early call option, this results in a corresponding extension of the maturity structure and thus changes the above-mentioned indicators.