


Raiffeisen-GlobalAllocation-StrategiesPlus (ein Anlagefonds von Raiffeisen Capital Management Österreich) (R)

Current fund strategy

Raiffeisen-GlobalAllocation-StrategiesPlus (ein Anlagefonds von Raiffeisen Capital Management Österreich) (R) is a mixed fund. It invests globally in various asset classes and markets, in particular in equities, bonds, and commodities. In the Fund's current stance, the focus is on the risk contribution of the individual asset class blocks, and a large number of quantitative strategies are currently being used, with the goal of reducing the volatility of the Fund's performance. The Fund is particularly suitable for investors who wish to benefit from the long-term earnings potential of the global financial markets via a variety of asset classes and are aware of the related risks, ranging from elevated price volatility to possible loss of capital or unfavourable currency developments.

The fund is actively managed without reference to a benchmark.

Risk indicator ²



Lower risk

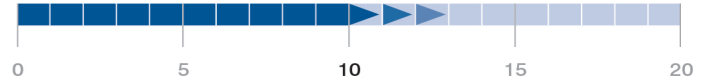
Higher risk

General fund information

Fund launch	Apr 4, 2008
Fund volume in mn	125,40
Accounting year	01.04. - 31.03.
Annual dividend payment	15.06.
Bloomberg-Ticker	RGSPRVA
Valor	14383842
ISIN distribution (A)	AT0000A0SE09
ISIN full income-retaining (V)	AT0000A0SE25

Past value is not a reliable indicator of the fund's future performance.

Recommended holding period in years



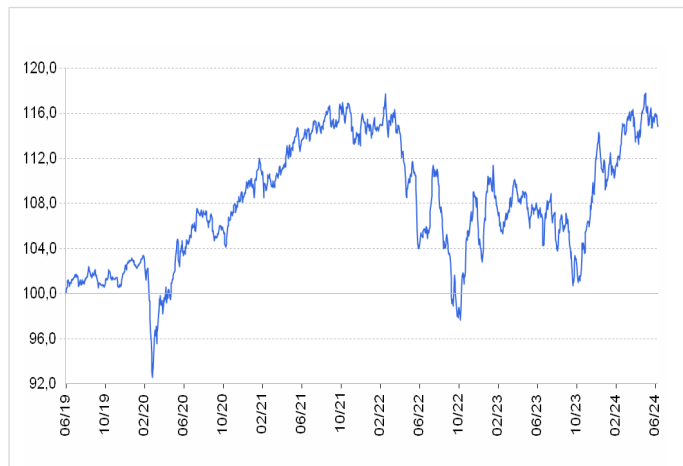
Comments from fund management

Global equity markets moved on a positive trend during the past months overall despite the geopolitical turbulence. Yields recently increased on high-quality government bonds (resulting in price losses). Commodities, especially precious metals and industrial metals, softened somewhat recently after a strong phase.

We reacted to a new round of yield increases by buying US government bonds in the middle of April. Equity risk hedging tended to be reduced in the shorter-term strategies during the period.

We have reduced our overall equity exposure recently, but entered into a position in Chinese stocks due to the extremely cheap valuations. The global high-quality government bond markets are also still looking attractive in our view. (20.06.2024)

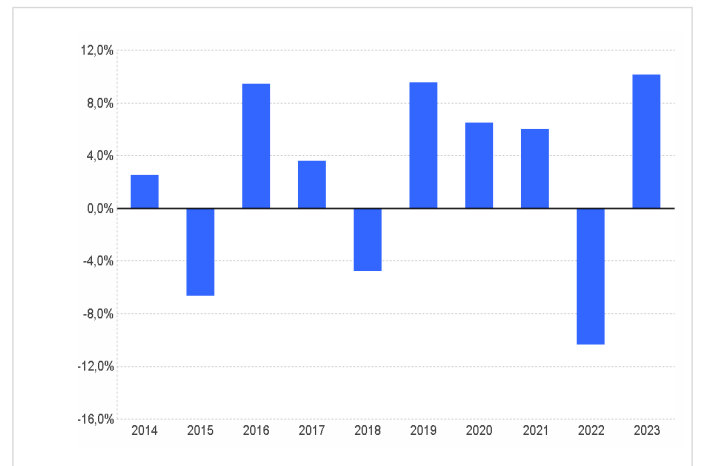
Performance 5 years: Jun 28, 2019 - Jun 28, 2024



In % p.a.	1 Year	3 Years	5 Years	10 Years	since inception (Jan 16, 2012)
Fund	7,49	0,29	2,80	1,76	1,46

Source: Custodian Bank (Raiffeisen Bank International AG)

Performance by calendar years



in %	2014	2015	2016	2017	2018	2019	2020	2021	2022	2023
Fund	2,5	-6,6	9,4	3,6	-4,8	9,5	6,5	6,0	-10,4	10,1

Source: Custodian Bank (Raiffeisen Bank International AG)

Benchmark

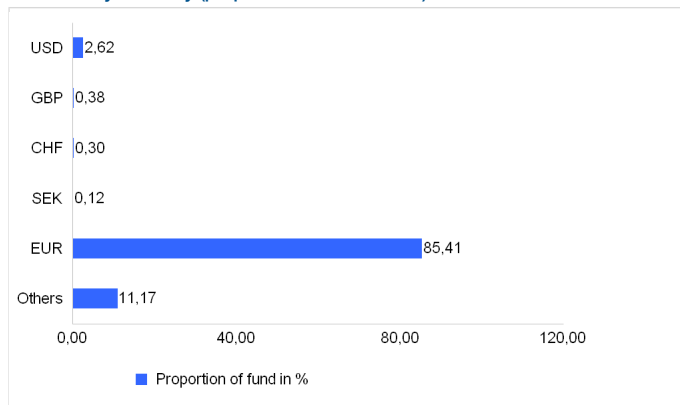
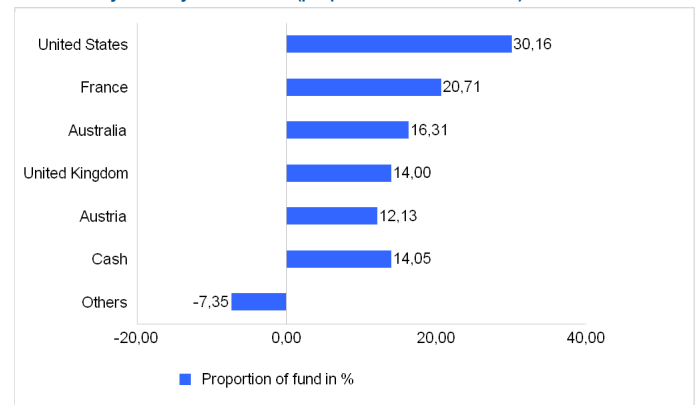
ICE BofA German Treasury Bill Index

Weighting in %

100,00

Raiffeisen KAG calculates performance based on the published fund price, using the OeKB methodology. For more details on the calculation, please see the next page. ¹

The performance scenarios can be found in the key information document.

Raiffeisen-GlobalAllocation-StrategiesPlus (ein Anlagefonds von Raiffeisen Capital Management Österreich) (R)
Structure by currency (proportion of fund assets)

Structure by country of domicile (proportion of fund assets)

Share class information

	ISIN	Launch
ISIN distribution (A)	AT0000A0SE09	Jan 16, 2012
ISIN full income-retaining (V)	AT0000A0SE25	Jan 16, 2012
Redemption fee max. (%)		-
Ongoing charges ³		2,29
of which: management fee (%)		1,80
Performance fees: Up to 15 % p.a. of the fund's outperformance of a performance mark of 2.55 % p.a., subject to a so-called high water mark (in the past, a different basis of calculation was used). See Part II, items 15 and 18.1 of the prospectus. The actual amount will vary depending on how well your investment performs.		
The management company notes that the sales office can charge fees for the purchase and/or redemption of unit certificates.		

Risk indicators

Volatility (% p. a., 3 years)	10,76
Sharpe Ratio (p. a., 3 years)	-0,08
Maximum Drawdown (% , since inception)	-17,01

Indicators (based on bond volume) ⁴

Ø Yield (%)	4,36
Ø Remaining maturity (years)	9,86
Ø Duration (years)	8,32
Ø Coupon (%)	3,51
Ø Rating	aa

The investment strategy permits the fund to predominantly (relative to the associated risk) invest in derivatives.

The fund exhibits elevated volatility, meaning that unit prices can move significantly higher or lower in short periods of time, and it is not possible to rule out loss of capital.

The Fund Regulations of the Raiffeisen-GlobalAllocation-StrategiesPlus (ein Anlagefonds von Raiffeisen Capital Management Österreich) (R) have been approved by the FMA. The Raiffeisen-GlobalAllocation-StrategiesPlus (ein Anlagefonds von Raiffeisen Capital Management Österreich) (R) may invest more than 35 % of the fund's volume in securities/money market instruments of the following issuers: France, Netherlands, Austria, Belgium, Finland, Germany.

This is a marketing notice. All of the data and information have been collected and assessed with great care; the sources used are considered to be reliable. The information is current as of the time of update. No liability or guaranty can be assumed for the accuracy or completeness of the information.

The German-language versions of the published prospectuses and the information for investors pursuant to § 21 of the Austrian Alternative Investment Fund Managers Act (Alternative Investmentfonds Manager-Gesetz, AIFMG) and the key information documents for the funds of Raiffeisen Kapitalanlage-Gesellschaft m.b.H. authorized for distribution in Switzerland may be downloaded from the "Kurse und Dokumente" section of the website www.rcm-international.com/RCMCH. First Independent Fund Services AG, Klausstrasse 33, CH-8008 Zurich, has been appointed as the fund's representative in Switzerland. Raiffeisen Schweiz Genossenschaft, Raiffeisenplatz, 9001 St. Gallen, is the fund's paying agent in Switzerland. The prospectus, the information for investors pursuant to § 21 AIFMG, the key information documents, the fund regulations and the annual and semi-annual fund reports for the fund may be obtained free-of-charge from the fund's representative in Switzerland. A summary of investors' rights in German and English is available via the following link: <https://www.rcm.at/corporategovernance>. Please note that Raiffeisen Kapitalanlage-Gesellschaft m.b.H. has the right to terminate the arrangements made for the distribution of fund unit certificates outside of the fund's country of domicile, Austria.

The collective investment scheme is domiciled in Austria.

¹ The performance is calculated by Raiffeisen KAG on the basis of published fund prices, using the method developed by OeKB (Österreichische Kontrollbank AG). Individual costs such as transaction fees, the subscription fee, the redemption fee, the custody charges of the investor and taxes are not included in the performance calculation. If included, these would lead to a lower performance. Past performance is not a reliable indicator of future performance. Markets could develop very differently in the future. Based on the illustration, you can assess how the fund was managed in the past. Notice for investors with a different functional currency than the fund currency: We expressly point out that returns may rise or fall due to currency fluctuations.

² The risk indicator assumes you keep the product for 10 years.

³ These are the ongoing costs incurred if you exit after 1 year. The ongoing costs are comprised of management fees and other administrative or operating costs (Estimate on the basis of the actual costs over the last year) as well as transaction costs (estimate of the costs incurred when the management company buys and sells the underlying investments for the fund. The actual amount will vary depending on how much the management company buys and sells.) Value pursuant to the key information document valid at the time of preparing this information.

⁴ For securities with an early call right, this is taken into account when calculating bond indicators. If issuers do not exercise the early call option, this results in a corresponding extension of the maturity structure and thus changes the above-mentioned indicators.