


Raiffeisen-Global-Fundamental-Rent (ein Anlagefonds von Raiffeisen Capital Management Österreich) (I)

Current fund strategy

Raiffeisen-Global-Fundamental-Rent (ein Anlagefonds von Raiffeisen Capital Management Österreich) (I) is a bond fund. It invests globally mainly in government bonds in the respective national currencies of countries which, measured on the basis of a number of fundamental indicators, are in the best macroeconomic and financial condition or have shown the largest improvement in such in the recent past. The Fund is particularly suitable for investors who wish to benefit from the earnings potential of a well-diversified global government bond investment and are aware of the related elevated risks, ranging from unfavourable currency developments and elevated price volatility to possible loss of capital in the event of strong increases in yields on the bond markets.

The fund is actively managed without reference to a benchmark.

Risk indicator ²



Lower risk

Higher risk

General fund information

Fund launch	Nov 8, 2010
Fund volume in mn	78,52
Minimum investment in EUR	500.000
Accounting year	01.11. - 31.10.
Annual dividend payment	15,01.
Bloomberg-Ticker	RAIFGVA
Valor	11813488
ISIN distribution (A)	AT0000A0KRS5
ISIN full income-retaining (V)	AT0000A0KRU1

Past value is not a reliable indicator of the fund's future performance.

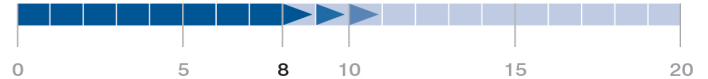
Performance 5 years: Oct 31, 2019 - Oct 31, 2024



In % p.a.	1 Year	3 Years	5 Years	10 Years	since inception (Nov 8, 2010)
Fund	7,28	-2,05	-2,17	0,41	0,98

Source: Custodian Bank (Raiffeisen Bank International AG)

Recommended holding period in years



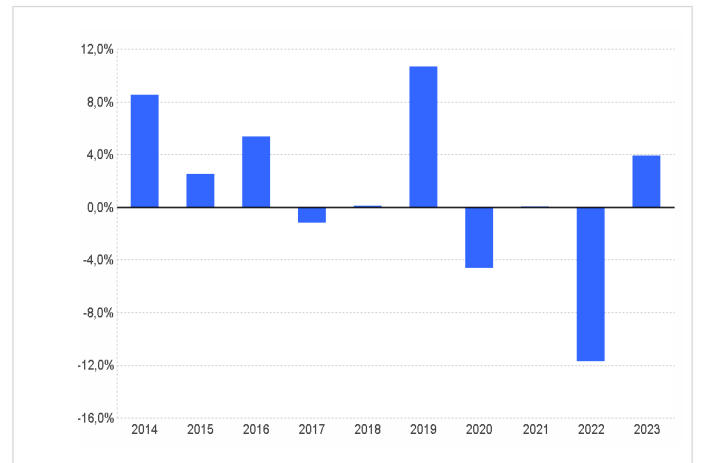
Comments from fund management

Government bond yields stabilised; given the stronger economic data from the USA, overly aggressive pricing in of interest rate cuts through to the end of the year was taken back somewhat. The US dollar appreciated noticeably versus the euro, lending good support to foreign currency positions.

During the annual score evaluation, some initial changes in the positioning were started at the end of April 2024. Slovakian, Mexican, Australian, and New Zealand government bonds were sold while Irish and Indonesian issues were reduced. Conversely, Czech, Hungarian, and Polish government bonds were bought and the allocation to Malaysia increased.

The global rate cutting cycle is under way and we believe that, in the current environment of very weak growth and clear signs of a normalisation of inflation, the major central banks will adjust their monetary policy stance to a more neutral level in the coming months. (23.10.2024)

Performance by calendar years

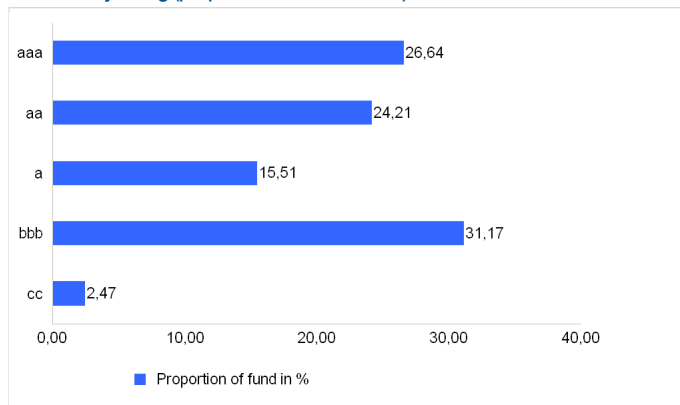
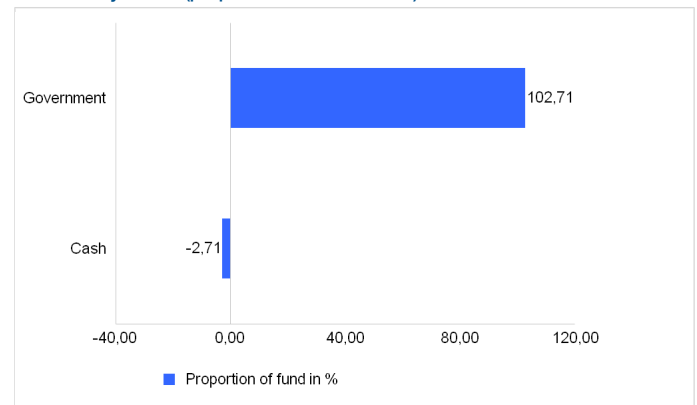


in %	2014	2015	2016	2017	2018	2019	2020	2021	2022	2023
Fund	8,5	2,5	5,4	-1,2	0,1	10,7	-4,6	-0,0	-11,7	3,9

Source: Custodian Bank (Raiffeisen Bank International AG)

Raiffeisen KAG calculates performance based on the published fund price, using the OeKB methodology. For more details on the calculation, please see the next page. ¹

The performance scenarios can be found in the key information document.

Raiffeisen-Global-Fundamental-Rent (ein Anlagefonds von Raiffeisen Capital Management Österreich) (I)
Structure by rating (proportion of bond assets)

Structure by sector (proportion of bond assets)

Share class information

	ISIN	Launch
ISIN distribution (A)	AT0000A0KRS5	Nov 8, 2010
ISIN full income-retaining (V)	AT0000A0KRU1	Nov 8, 2010
Redemption fee max. (%)		-
Ongoing charges (%) ³		0,74
of which: management fee (%)		0,48
Performance fees: There is no performance fee for this product.		
The management company notes that the sales office can charge fees for the purchase and/or redemption of unit certificates.		

Risk indicators

Volatility (% p. a., 3 years)	6,66
Sharpe Ratio (p. a., 3 years)	-0,56
Maximum Drawdown (% , since inception)	-20,29

Indicators (based on bond volume) ⁴

Ø Yield (%)	3,46
Ø Remaining maturity (years)	8,36
Ø Duration (years)	6,15
Ø Coupon (%)	3,44
Ø Rating	a

The investment strategy permits the fund to predominantly (relative to the associated risk) invest in derivatives.

This is a marketing notice. All of the data and information have been collected and assessed with great care; the sources used are considered to be reliable. The information is current as of the time of update. No liability or guaranty can be assumed for the accuracy or completeness of the information.

The German-language versions of the published prospectuses and the information for investors pursuant to § 21 of the Austrian Alternative Investment Fund Managers Act (Alternative Investmentfonds Manager-Gesetz, AIFMG) and the key information documents for the funds of Raiffeisen Kapitalanlage-Gesellschaft m.b.H. authorized for distribution in Switzerland may be downloaded from the "Kurse und Dokumente" section of the website www.rcm-international.com/RCMCH. First Independent Fund Services AG, Feldeggstrasse 12, CH-8008 Zurich, has been appointed as the fund's representative in Switzerland. Raiffeisen Schweiz Genossenschaft, Raiffeisenplatz, 9001 St. Gallen, is the fund's paying agent in Switzerland. The prospectus, the information for investors pursuant to § 21 AIFMG, the key information documents, the fund regulations and the annual and semi-annual fund reports for the fund may be obtained free-of-charge from the fund's representative in Switzerland. A summary of investors' rights in German and English is available via the following link: <https://www.rcm.at/corporategovernance>. Please note that Raiffeisen Kapitalanlage-Gesellschaft m.b.H. has the right to terminate the arrangements made for the distribution of fund unit certificates outside of the fund's country of domicile, Austria.

The collective investment scheme is domiciled in Austria.

¹ The performance is calculated by Raiffeisen KAG on the basis of published fund prices, using the method developed by OeKB (Österreichische Kontrollbank AG). Individual costs such as transaction fees, the subscription fee, the redemption fee, the custody charges of the investor and taxes are not included in the performance calculation. If included, these would lead to a lower performance. Past performance is not a reliable indicator of future performance. Markets could develop very differently in the future. Based on the illustration, you can assess how the fund was managed in the past. Notice for investors with a different functional currency than the fund currency: We expressly point out that returns may rise or fall due to currency fluctuations.

² The risk indicator assumes you keep the product for 8 years.

³ These are the ongoing costs incurred if you exit after 1 year. The ongoing costs are comprised of management fees and other administrative or operating costs (Estimate on the basis of the actual costs over the last year) as well as transaction costs (estimate of the costs incurred when the management company buys and sells the underlying investments for the fund). The actual amount will vary depending on how much the management company buys and sells.) Value pursuant to the key information document valid at the time of preparing this information.

⁴ For securities with an early call right, this is taken into account when calculating bond indicators. If issuers do not exercise the early call option, this results in a corresponding extension of the maturity structure and thus changes the above-mentioned indicators.