

## Raiffeisen-Russland-Aktien (ein Anlagefonds von Raiffeisen Capital Management Österreich) (R)

### Current fund strategy

**Notice: The redemption of unit certificates for Raiffeisen-Russland-Aktien (ein Anlagefonds von Raiffeisen Capital Management Österreich) (R) has been temporarily suspended as of March 1, 2022. Due to the suspension of unit certificate redemptions, no factsheets will be prepared until further notice. A resumption will be announced separately.**

Raiffeisen-Russland-Aktien (ein Anlagefonds von Raiffeisen Capital Management Österreich) (R) is an equity fund. It invests mainly in equities issued by companies which have their domicile or primary focus of business in Russia or other successor states of the USSR. The fund management works to optimise the risk-return profile using additional active strategies. The Fund is particularly suitable for investors who wish to benefit from the long-term earnings potential of the equity markets in Russia and its neighbouring states, and are aware of the related risks, ranging from elevated political and regulatory risks and higher price volatility to possible loss of capital or unfavourable currency developments.

The fund is actively managed without reference to a benchmark. The fund was actively managed with reference to a benchmark until 30.09.2021. Since 01.10.2021, the fund has been actively managed without reference to a benchmark (change of factors for determination of the fund's performance). Further information may be found in the prospectus or the information for investors pursuant to § 21 AIFMG.

### Risk indicator <sup>2</sup>



Lower risk

Higher risk

### General fund information (as of Feb 28, 2022)

Fund launch	May 5, 2008
Fund volume in mn	41,69
Accounting year	01.07. - 30.06.
Annual dividend payment	15.09.
Bloomberg-Ticker	RARUAVA
Valor	3475172
ISIN distribution (A)	AT0000A07FQ5
ISIN full income-retaining (V)	AT0000A07FS1

Past value is not a reliable indicator of the fund's future performance.

### Performance 5 years: Feb 28, 2017 - Feb 28, 2022

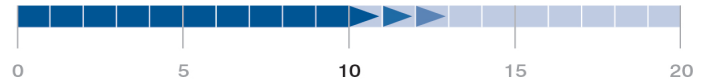


Source: Custodian Bank (Raiffeisen Bank International AG)

### Benchmark as of May 05, 2022

	Weighting in %
MSCI Russia 10-40 Net EUR	100,00

### Recommended holding period in years



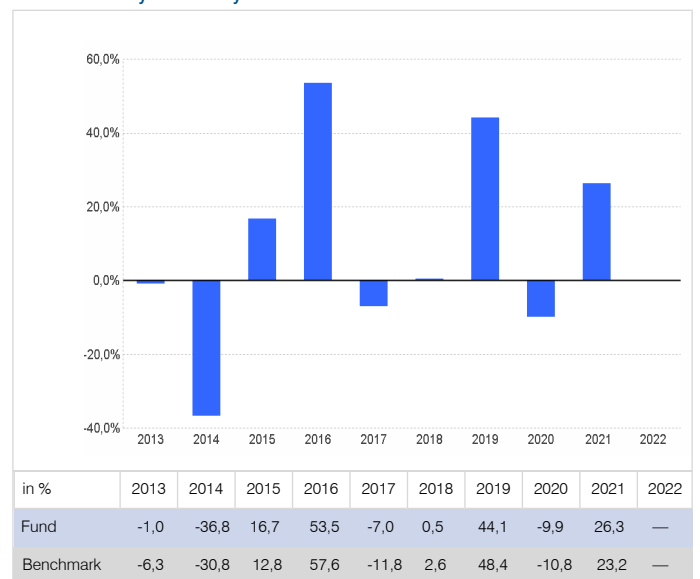
### Comments from fund management

Due to the ongoing war in Ukraine, the situation did not change. Although local investors can trade on the Moscow Exchange at present, the Russian central bank froze the trading of securities held by non-residents, and thus the sale of such securities is not possible for the time being. Thus far, the announced establishment of a market for trading by non-residents has not occurred. Therefore, the calculation of the fund's net asset value is still suspended.

Due to the current situation, it was not possible to make any changes to the portfolio.

The positioning will have to remain unchanged for the time being, as trading in most equities is not currently possible. (22.08.2022)

### Performance by calendar years



Source: Custodian Bank (Raiffeisen Bank International AG)

Raiffeisen KAG calculates performance based on the published fund price, using the OeKB methodology. For more details on the calculation, please see the next page. <sup>1</sup>

The benchmark is presented without costs and is not directly investable.

Presentation in accordance with the benchmark used in the past, which may deviate from the benchmark reported. We can also provide you with more detailed information free of charge on request.

The management company may change the benchmark in the interests of the unitholders. The respective current benchmark will be shown in the Key Investor Information Document, the prospectus or in the information pursuant to § 21 of the Austrian Alternative Investment Fund Managers Act (AIFMG).

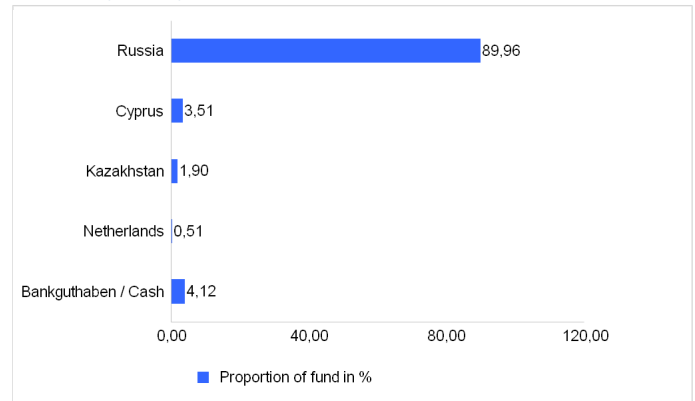
Each of the indices mentioned is a registered brand. The licensing party does not sponsor the fund, subsidize it, sell it or support it in any other way. Index calculation and index licensing of indices or index brands do not represent a recommendation to invest. The respective licensor is not liable to third parties for any errors in the index. For legal information regarding licensors, see [www.rcm.at/lizenzgeberhinweise](http://www.rcm.at/lizenzgeberhinweise) or [www.rcm-international.com](http://www.rcm-international.com) on the website of the corresponding country.

## Raiffeisen-Russland-Aktien (ein Anlagefonds von Raiffeisen Capital Management Österreich) (R)

### 10 largest positions (proportion of fund assets in %) (as of Feb 28, 2022)

LUKOIL PJSC LKOH	9,25
GAZPROM PJSC GAZP	9,19
NOVATEK PJSC NVTK	6,30
POLYUS PJSC PLZL	5,57
MMC NORILSK NICKEL PJSC GMKN	5,41
ALROSA PJSC ALRS	4,82
TATNEFT PJSC TATN	4,22
UNITED CO RUSAL INTERNATIONA RUAL	4,13
SEVERSTAL PJSC CHMF	4,02
MAGNIT PJSC MGNT	4,00

### Structure by country of domicile (proportion of fund assets) (as of Feb 28, 2022)



### Share class information (as of Feb 28, 2022)

	ISIN	Launch
ISIN distribution (A)	AT0000A07FQ5	May 5, 2008
ISIN full income-retaining (V)	AT0000A07FS1	May 5, 2008
Ongoing charges <sup>3</sup>		2,28 %
of which: management fee (%)		2,00

The management company notes that the sales office can charge fees for the purchase and/or redemption of unit certificates.

### Risk indicators (as of Feb 28, 2022)

Volatility (% p. a., 3 years)	36,11
Sharpe Ratio (p. a., 3 years)	-0,08
Maximum Drawdown (% , since inception)	-80,10

**The investment strategy permits the fund to predominantly (relative to the associated risk) invest in derivatives.**

**The fund exhibits elevated volatility, meaning that unit prices can move significantly higher or lower in short periods of time, and it is not possible to rule out loss of capital.**

This is a marketing notice. All of the data and information have been collected and assessed with great care; the sources used are considered to be reliable. The information is current as of the time of update. No liability or guaranty can be assumed for the accuracy or completeness of the information.

The German-language versions of the published prospectuses and the information for investors pursuant to § 21 of the Austrian Alternative Investment Fund Managers Act (Alternative Investmentfonds Manager-Gesetz, AIFMG) and the key information documents for the funds of Raiffeisen Kapitalanlage-Gesellschaft m.b.H. authorized for distribution in Switzerland may be downloaded from the "Kurse und Dokumente" section of the website [www.rcm-international.com/RCMCH](http://www.rcm-international.com/RCMCH). First Independent Fund Services AG, Klausstrasse 33, CH-8008 Zurich, has been appointed as the fund's representative in Switzerland. Raiffeisen Schweiz Genossenschaft, Raiffeisenplatz, 9001 St. Gallen, is the fund's paying agent in Switzerland. The prospectus, the information for investors pursuant to § 21 AIFMG, the key information documents, the fund regulations and the annual and semi-annual fund reports for the fund may be obtained free-of-charge from the fund's representative in Switzerland. A summary of investors' rights in German and English is available via the following link: <https://www.rcm.at/corporategovernance>. Please note that Raiffeisen Kapitalanlage-Gesellschaft m.b.H. has the right to terminate the arrangements made for the distribution of fund unit certificates outside of the fund's country of domicile, Austria.

<sup>1</sup> Raiffeisen KAG calculates performance based on the published fund price, using the OeKB methodology. Individual costs – such as transaction fees, the subscription fee, the redemption fee or custody charges of the investor – and taxes are not included in the performance calculation. These would reduce the performance if they were included. Past value is not a reliable indicator of the fund's future performance. Notice for investors with a different functional currency than the fund currency: We expressly point out that returns may rise or fall due to currency fluctuations.

<sup>2</sup> The risk indicator assumes you keep the product for 10 years.

<sup>3</sup> These are the ongoing costs incurred if you exit after 1 year. The ongoing costs are comprised of management fees and other administrative or operating costs (estimate based on actual costs over the last year) as well as transaction costs (estimate of the costs incurred when the management company buys and sells the underlying investments for the fund). The actual amount will vary depending on how much the management company buys and sells.