

Raiffeisen-Asia-Opportunities-ESG-Aktien (ein Anlagefonds von Raiffeisen Capital Management Österreich) (R)

Current fund strategy

Raiffeisen-Asia-Opportunities-ESG-Aktien (ein Anlagefonds von Raiffeisen Capital Management Österreich) (R) is an equity fund. It invests globally, primarily in shares of companies that are based in or mainly do business in Asia. Within Asia, its focus is currently on China, India, Taiwan, South Korea, and the Southeast Asian emerging markets in the ASEAN alliance. The fund management works to optimise the risk-return profile using additional active strategies. The Fund is particularly suitable for investors who wish to benefit from the long-term earnings potential of the emerging markets in Europe and Asia and are aware of the related risks, ranging from elevated price volatility to possible loss of capital or unfavourable currency developments.

The fund is actively managed without reference to a benchmark.

Risk indicator ²



Lower risk

Higher risk

Raiffeisen ESG Indicator (0-100) ⁴

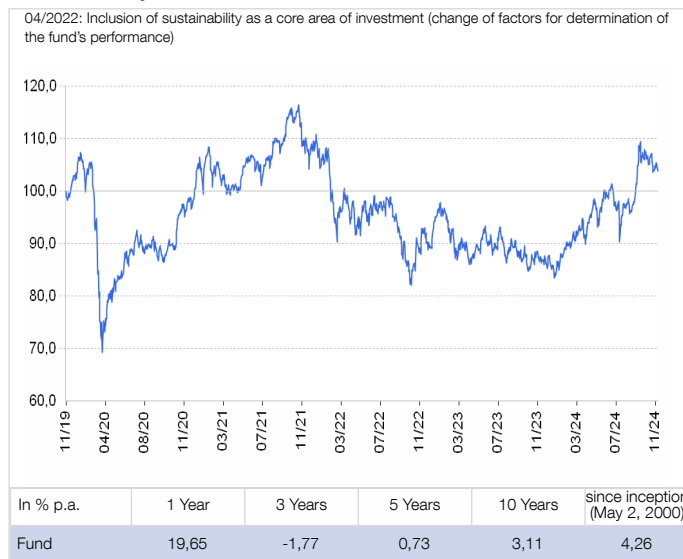
63,61

General fund information

Fund launch	May 2, 2000
Fund volume in mn	455,56
Accounting year	01.02. - 31.01.
Annual dividend payment	15.04.
Bloomberg-Ticker	KONAKTT
Valor	1177850
ISIN distribution (A)	AT0000745856
ISIN full income-retaining (V)	AT0000745872

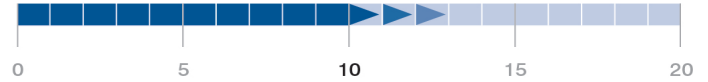
Past value is not a reliable indicator of the fund's future performance.

Performance 5 years: Nov 29, 2019 - Nov 29, 2024



Source: Custodian Bank (Raiffeisen Bank International AG)

Recommended holding period in years



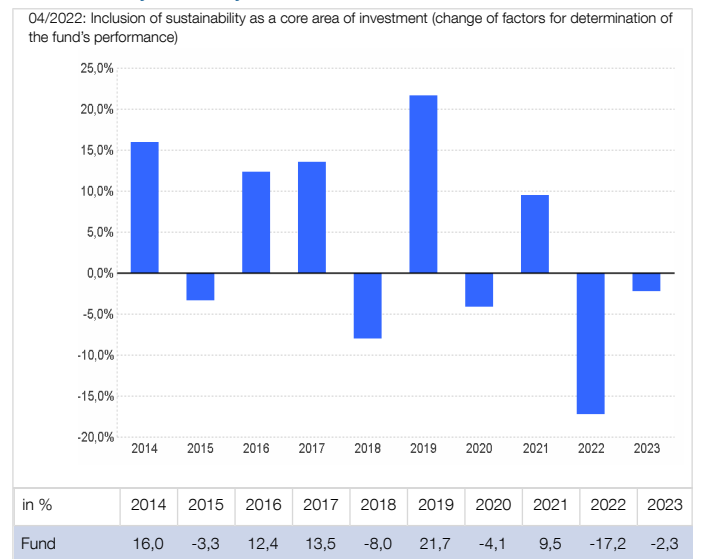
Comments from fund management

In November, the stock markets in emerging Asian countries presented a mixed picture. The highest price gains were observed in Taiwan, Malaysia, and Thailand, while China and Indonesia experienced price losses.

Technology stocks were bought in China, as incoming orders surprised on the upside. Technology stocks in Taiwan were reduced due to profit-taking after the strong price increases.

In China, export figures were a positive surprise recently with year-on-year growth of 12.7%. With Trump's election as the new US president, market participants are looking anxiously at future US trade policy and the additional import tariffs that go with it. (23.11.2024)

Performance by calendar years



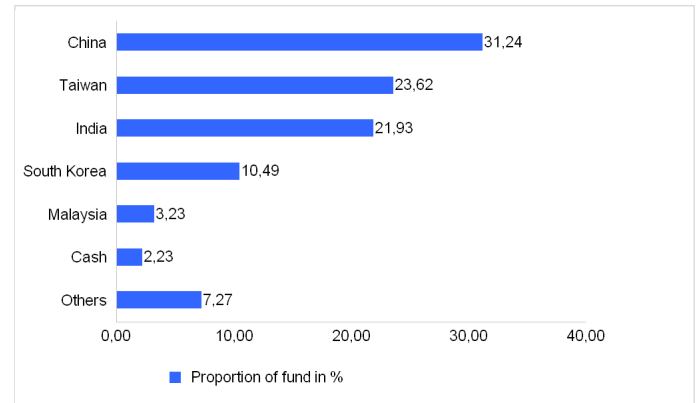
Source: Custodian Bank (Raiffeisen Bank International AG)

Raiffeisen KAG calculates performance based on the published fund price, using the OeKB methodology. For more details on the calculation, please see the next page. ¹

The performance scenarios can be found in the key information document.

Raiffeisen-Asia-Opportunities-ESG-Aktien (ein Anlagefonds von Raiffeisen Capital Management Österreich) (R)
10 largest equity positions (proportion of fund assets in %)

Taiwan Semiconductor Manufacturing Co Ltd	9,36
Tencent Holdings Ltd	6,35
Samsung Electronics Co Ltd	4,11
Alibaba Group Holding Ltd	3,31
Asustek Computer Inc	2,79
Meituan	2,67
ICICI Bank Ltd	2,31
Bharti Airtel Ltd	2,23
PB Fintech Ltd	1,85
Siemens Ltd	1,83

Structure by country of domicile (proportion of fund assets)

Share class information

	ISIN	Launch
ISIN distribution (A)	AT0000745856	May 2, 2000
ISIN full income-retaining (V)	AT0000745872	May 15, 2000
Redemption fee max. (%)		-
Ongoing charges (%) ³		2,57
of which: management fee (%)		2,00

Performance fees: There is no performance fee for this product.

The management company notes that the sales office can charge fees for the purchase and/or redemption of unit certificates.

Risk indicators

Volatility (% p. a., 3 years)	14,09
Sharpe Ratio (p. a., 3 years)	-0,25
Maximum Drawdown (% , since inception)	-68,71

The fund exhibits elevated volatility, meaning that unit prices can move significantly higher or lower in short periods of time, and it is not possible to rule out loss of capital.

This is a marketing notice. All of the data and information have been collected and assessed with great care; the sources used are considered to be reliable. The information is current as of the time of update. No liability or guaranty can be assumed for the accuracy or completeness of the information.

The German-language versions of the published prospectuses and the information for investors pursuant to § 21 of the Austrian Alternative Investment Fund Managers Act (Alternative Investmentfonds Manager-Gesetz, AIFMG) and the key information documents for the funds of Raiffeisen Kapitalanlage-Gesellschaft m.b.H. authorized for distribution in Switzerland may be downloaded from the "Kurse und Dokumente" section of the website www.rcm-international.com/RCMCH. First Independent Fund Services AG, Feldeggstrasse 12, CH-8008 Zurich, has been appointed as the fund's representative in Switzerland. Raiffeisen Schweiz Genossenschaft, Raiffeisenplatz, 9001 St. Gallen, is the fund's paying agent in Switzerland. The prospectus, the information for investors pursuant to § 21 AIFMG, the key information documents, the fund regulations and the annual and semi-annual fund reports for the fund may be obtained free-of-charge from the fund's representative in Switzerland. A summary of investors' rights in German and English is available via the following link: <https://www.rcm.at/corporategovernance>. Please note that Raiffeisen Kapitalanlage-Gesellschaft m.b.H. has the right to terminate the arrangements made for the distribution of fund unit certificates outside of the fund's country of domicile, Austria.

The collective investment scheme is domiciled in Austria.

¹ The performance is calculated by Raiffeisen KAG on the basis of published fund prices, using the method developed by OeKB (Österreichische Kontrollbank AG). Individual costs such as transaction fees, the subscription fee, the redemption fee, the custody charges of the investor and taxes are not included in the performance calculation. If included, these would lead to a lower performance. Past performance is not a reliable indicator of future performance. Markets could develop very differently in the future. Based on the illustration, you can assess how the fund was managed in the past. Notice for investors with a different functional currency than the fund currency: We expressly point out that returns may rise or fall due to currency fluctuations.

² The risk indicator assumes you keep the product for 10 years.

³ These are the ongoing costs incurred if you exit after 1 year. The ongoing costs are comprised of management fees and other administrative or operating costs (Estimate on the basis of the actual costs over the last year) as well as transaction costs (estimate of the costs incurred when the management company buys and sells the underlying investments for the fund. The actual amount will vary depending on how much the management company buys and sells.) Value pursuant to the key information document valid at the time of preparing this information.

⁴ Raiffeisen Kapitalanlage-Gesellschaft m.b.H. continually analyses companies and countries with the help of internal and external research providers. Together with an overall ESG rating including an ESG risk assessment, the results of the sustainability research are converted into the so-called Raiffeisen ESG Indicator. The Raiffeisen ESG Indicator is measured on a scale of 0-100. The assessment is made in consideration of each company's respective branch of business.