


Raiffeisen-Zentraleuropa-ESG-Aktien (ein Anlagefonds von Raiffeisen Capital Management Österreich) (I)

Current fund strategy

Raiffeisen-Zentraleuropa-ESG-Aktien (ein Anlagefonds von Raiffeisen Capital Management Österreich) (I) is an equity fund. It invests mainly in equities or securities equivalent to equities issued by companies which are domiciled or primarily active in the following countries in Central Europe: Poland, Austria, Hungary, Czechia, Romania, Slovakia, Slovenia, Croatia, Lithuania, Latvia, and/or Estonia. The Fund promotes ecological/social characteristics and to this end it invests on the basis of ESG (environmental, social, governance) criteria. At least 51% of the Fund's investments are sustainable with social and environmental objectives; at this time, investment in line with the EU Taxonomy Regulation is not targeted. The Fund is particularly suitable for investors who wish to benefit from investment in equities in Central Europe and to support sustainable business practices, and are aware of the related risks, ranging from elevated price volatility to possible loss of capital.

The fund is actively managed with reference to a benchmark. Such reference to a benchmark does not restrict the fund management's scope of action.

Risk indicator ²



Lower risk

Higher risk

Raiffeisen ESG Indicator (0-100) ⁴

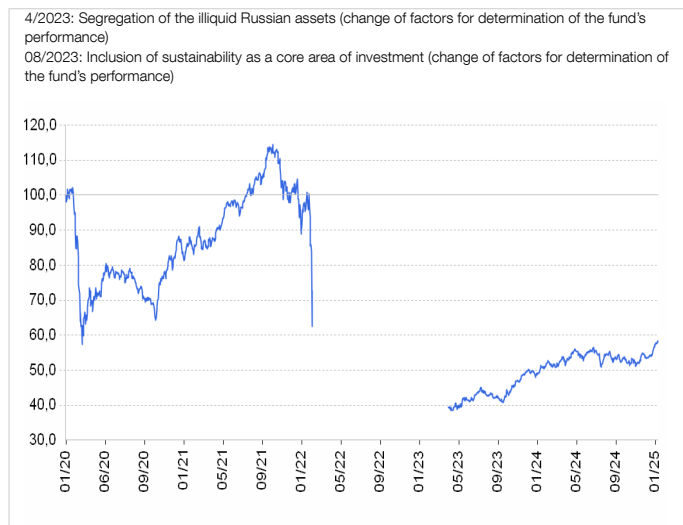
63,35

General fund information

Fund launch	Feb 21, 1994
Fund volume in mn	128,28
Minimum investment in EUR	500.000
Accounting year	01.02. - 31.01.
Bloomberg-Ticker	ROSAIVA
Valor	10519558
ISIN full income-retaining (V)	AT0000A0EY50
Past value is not a reliable indicator of the fund's future performance.	

Performance 5 years: Jan 31, 2020 - Jan 31, 2025

The fund was suspended from 01.03.2022 to 19.04.2023. Since no fund prices were calculated during this time, there is no depiction of the fund's performance.



In % p.a.	1 Year	3 Years	5 Years	10 Years	since inception (Jan 4, 2010)
Fund	18,11	-14,95	-10,14	-1,40	-1,07
Benchmark	21,49	-17,14	-11,86	-1,98	—

Source: Custodian Bank (Raiffeisen Bank International AG)
The fund was suspended from 01.03.2022 to 19.04.2023. The fund's performance was calculated for this period on the basis of an indicative assessment of the fund assets at the end of each month with appropriate devaluation of the illiquid Russian assets contained in the fund. Note on the benchmark performance: On 10.03.2022, the Russian assets were excluded from the benchmark.

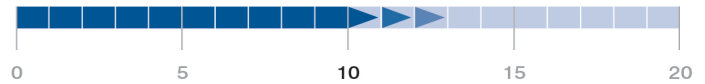
Benchmark

Weighting in %

75 % MSCI EM Eastern Europe Net, 25 % MSCI Austria IMI Net

100,00

Recommended holding period in years

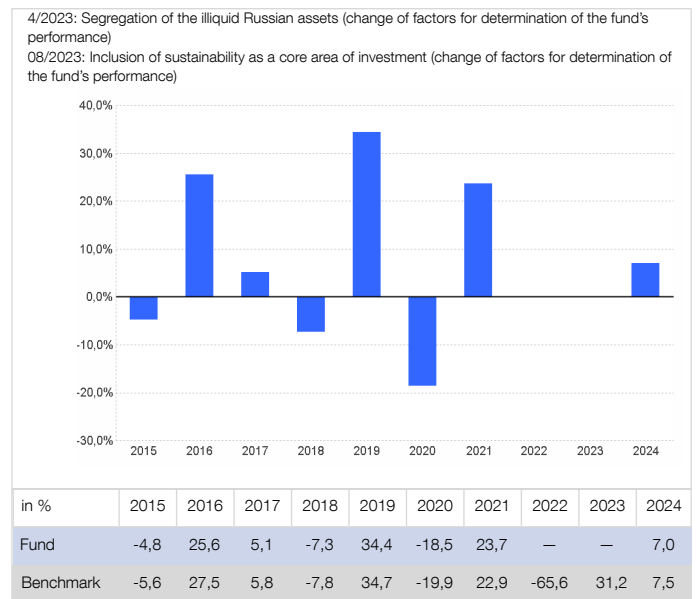


Comments from fund management

Year 2025 started very positively for the Fund, thanks in particular to the Polish and Hungarian equity markets. Dino (food retailer), Orlen (energy company) from Poland, Krka (Slovenian pharmaceutical company) and the Hungarian OTP Bank were particularly strong. Austrian industrial stocks underperformed, but the Vienna stock market was positive overall in January. We reduced our positions in Romanian banks and at the same time increased them in Czech banks and the Polish insurance company PZU. Our Fund has a strong focus on sustainable equities in Central Europe, particularly in the green energy and financial sectors. The upcoming steps of the new Trump administration will be decisive, both globally and for the regional markets. (24.01.2025)

Performance by calendar years

The fund was suspended from March 1, 2022 to April 19, 2023. No fund prices were calculated during this time. Therefore, since the performance data for 2022 and 2023 is incomplete, there is no depiction of the performance for these years. The value of the fund units was reduced by roughly 47,22 %, mainly as a result of the segregation of the illiquid Russian assets on April 20, 2023, as compared with the fund price on February 28, 2022. In return, investors received new units in the segregated assets "ABW Raiffeisen Eastern European Equities - in liquidation" with the Russian assets that could not be valued at the time of segregation. Note on the benchmark performance: On March 10, 2022, the Russian assets were excluded from the benchmark.



Source: Custodian Bank (Raiffeisen Bank International AG)
Raiffeisen KAG calculates performance based on the published fund price, using the OeKB methodology. For more details on the calculation, please see the next page. ¹
The performance scenarios can be found in the key information document.
The benchmark is presented without costs and is not directly investable.
Presentation in accordance with the benchmark used in the past, which may deviate from the benchmark reported. We can also provide you with more detailed information free of charge on request.
The management company may change the benchmark in the interests of the unitholders. The respective current benchmark will be shown in the Key information document, the prospectus or in the information pursuant to § 21 of the Austrian Alternative Investment Fund Managers Act (AIFMG). Each of the indices mentioned is a registered brand. The licensing party does not sponsor the fund, subsidize it, sell it or support it in any other way. Index calculation and index licensing of indices or index brands do not represent a recommendation to invest. The respective licensor is not liable to third parties for any errors in the index. For legal information regarding licensors, see www.rcm.at/lizenzgeberhinweise or www.rcm-international.com on the website of the corresponding country.

Raiffeisen-Zentraleuropa-ESG-Aktien (ein Anlagefonds von Raiffeisen Capital Management Österreich) (I)

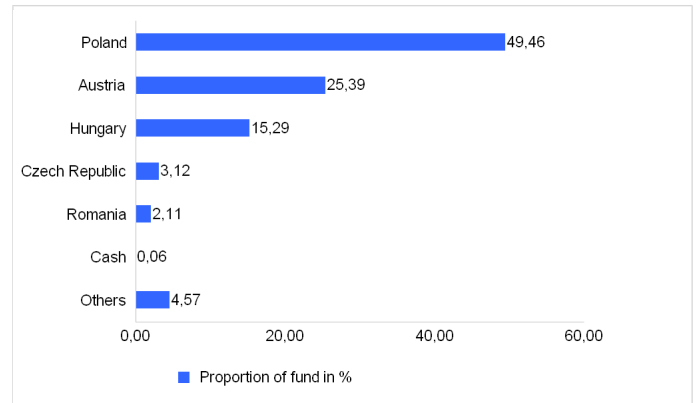
10 largest equity positions (proportion of fund assets in %)

Powszechna Kasa Oszczednosci Bank Polski SA	10,00
OTP Bank Nyrt	9,73
Erste Group Bank AG	8,57
Powszechny Zaklad Ubezpieczen SA	5,88
ORLEN SA	5,14
Bank Polska Kasa Opieki SA	4,93
Santander Bank Polska SA	4,60
Dino Polska SA	4,59
Allegro.eu SA	3,62
LPP SA	3,28

Share class information

	ISIN	Launch
ISIN full income-retaining (V)	AT0000A0EY50	Jan 4, 2010
Redemption fee max. (%)		-
Ongoing charges (%) ³		1,40
of which: management fee (%)		0,90
Performance fees: There is no performance fee for this product.		
The management company notes that the sales office can charge fees for the purchase and/or redemption of unit certificates.		

Structure by country of domicile (proportion of fund assets)



Risk indicators

Volatility (% p. a., 3 years)	46,91
Sharpe Ratio (p. a., 3 years)	-0,39
Maximum Drawdown (% , since inception)	-74,34

The fund was suspended from 01.03.2022 to 19.04.2023. The key risk indicators were calculated for this period on the basis of an indicative assessment of the fund assets at the end of each month with appropriate devaluation of the illiquid Russian assets contained in the fund.

The fund exhibits elevated volatility, meaning that unit prices can move significantly higher or lower in short periods of time, and it is not possible to rule out loss of capital.

This is a marketing notice. All of the data and information have been collected and assessed with great care; the sources used are considered to be reliable. The information is current as of the time of update. No liability or guaranty can be assumed for the accuracy or completeness of the information.

The German-language versions of the published prospectuses and the information for investors pursuant to § 21 of the Austrian Alternative Investment Fund Managers Act (Alternative Investmentfonds Manager-Gesetz, AIFMG) and the key information documents for the funds of Raiffeisen Kapitalanlage-Gesellschaft m.b.H. authorized for distribution in Switzerland may be downloaded from the "Kurse und Dokumente" section of the website www.rcm-international.com/RCMCH. First Independent Fund Services AG, Feldeggstrasse 12, CH-8008 Zurich, has been appointed as the fund's representative in Switzerland. Raiffeisen Schweiz Genossenschaft, Raiffeisenplatz, 9001 St. Gallen, is the fund's paying agent in Switzerland. The prospectus, the information for investors pursuant to § 21 AIFMG, the key information documents, the fund regulations and the annual and semi-annual fund reports for the fund may be obtained free-of-charge from the fund's representative in Switzerland. A summary of investors' rights in German and English is available via the following link: <https://www.rcm.at/corporategovernance>. Please note that Raiffeisen Kapitalanlage-Gesellschaft m.b.H. has the right to terminate the arrangements made for the distribution of fund unit certificates outside of the fund's country of domicile, Austria.

The collective investment scheme is domiciled in Austria.

¹ The performance is calculated by Raiffeisen KAG on the basis of published fund prices, using the method developed by OeKB (Österreichische Kontrollbank AG). Individual costs such as transaction fees, the subscription fee, the redemption fee, the custody charges of the investor and taxes are not included in the performance calculation. If included, these would lead to a lower performance. Past performance is not a reliable indicator of future performance. Markets could develop very differently in the future. Based on the illustration, you can assess how the fund was managed in the past and compare it to its benchmark. Notice for investors with a different functional currency than the fund currency: We expressly point out that returns may rise or fall due to currency fluctuations.

² The risk indicator assumes you keep the product for 10 years.

³ These are the ongoing costs incurred if you exit after 1 year. The ongoing costs are comprised of management fees and other administrative or operating costs (Estimate on the basis of the actual costs over the last year) as well as transaction costs (estimate of the costs incurred when the management company buys and sells the underlying investments for the fund). The actual amount will vary depending on how much the management company buys and sells.) Value pursuant to the key information document valid at the time of preparing this information.

⁴ Raiffeisen Kapitalanlage-Gesellschaft m.b.H. continually analyses companies and countries with the help of internal and external research providers. Together with an overall ESG rating including an ESG risk assessment, the results of the sustainability research are converted into the so-called Raiffeisen ESG Indicator. The Raiffeisen ESG Indicator is measured on a scale of 0-100. The assessment is made in consideration of each company's respective branch of business.