


# Raiffeisen-Zentraleuropa-ESG-Aktien (ein Anlagefonds von Raiffeisen Capital Management Österreich) (I)

## Current fund strategy

Raiffeisen-Zentraleuropa-ESG-Aktien (ein Anlagefonds von Raiffeisen Capital Management Österreich) (I) is an equity fund. It invests mainly in equities or securities equivalent to equities issued by companies which are domiciled or primarily active in the following countries in Central Europe: Poland, Austria, Hungary, Czechia, Romania, Slovakia, Slovenia, Croatia, Lithuania, Latvia, and/or Estonia. The Fund promotes ecological/social characteristics and to this end it invests on the basis of ESG (environmental, social, governance) criteria. At least 51% of the Fund's investments are sustainable with social and environmental objectives; at this time, investment in line with the EU Taxonomy Regulation is not targeted. The Fund is particularly suitable for investors who wish to benefit from investment in equities in Central Europe and to support sustainable business practices, and are aware of the related risks, ranging from elevated price volatility to possible loss of capital.

The fund is actively managed with reference to a benchmark. Such reference to a benchmark does not restrict the fund management's scope of action.

## Risk indicator <sup>2</sup>

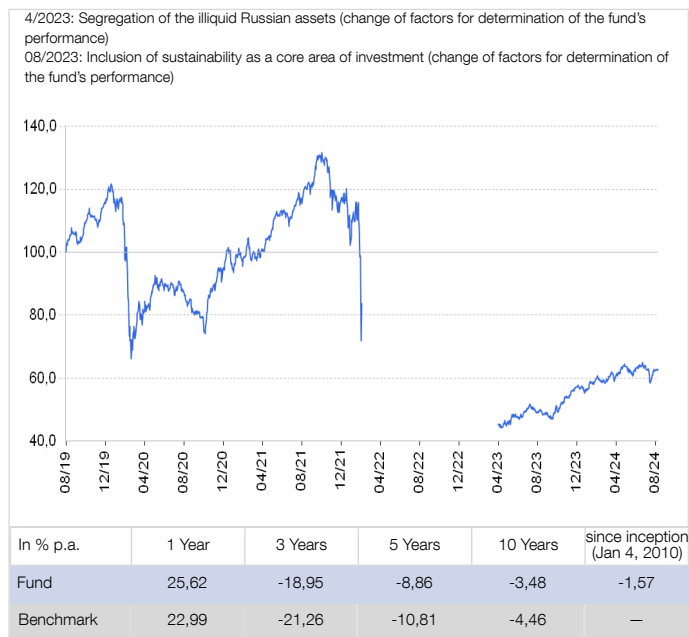


## General fund information

|  |                 |
|--|-----------------|
| Fund launch  | Feb 21, 1994    |
| Fund volume in mn  | 122,44          |
| Minimum investment in EUR  | 500.000         |
| Accounting year  | 01.02. - 31.01. |
| Bloomberg-Ticker   | ROSAIVA         |
| Valor  | 10519558        |
| ISIN full income-retaining (V)   | AT0000A0EY50    |
| Past value is not a reliable indicator of the fund's future performance. |                 |

## Performance 5 years: Aug 30, 2019 - Aug 30, 2024

The fund was suspended from 01.03.2022 to 19.04.2023. Since no fund prices were calculated during this time, there is no depiction of the fund's performance.

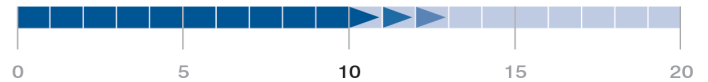


Source: Custodian Bank (Raiffeisen Bank International AG)  
The fund was suspended from 01.03.2022 to 19.04.2023. The fund's performance was calculated for this period on the basis of an indicative assessment of the fund assets at the end of each month with appropriate devaluation of the illiquid Russian assets contained in the fund. Note on the benchmark performance: On 10.03.2022, the Russian assets were excluded from the benchmark.

## Benchmark

75 % MSCI EM Eastern Europe Net, 25 % MSCI Austria IMI Net Weighting in % 100,00

## Recommended holding period in years

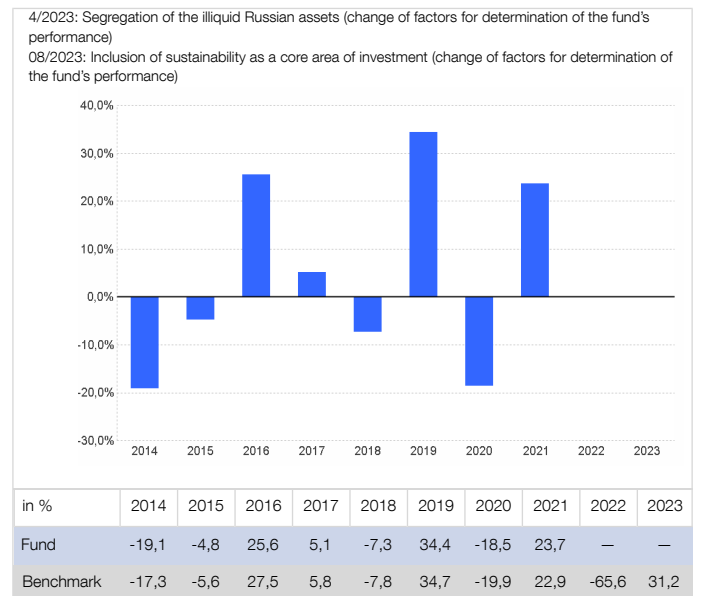


## Comments from fund management

Central European markets were unable to avoid the global trend in August and suffered a sharp correction around the middle of the month. During the latter part of the month, most of the losses were recouped. The defensive pharmaceuticals stock Gedeon Richter performed very well during the volatile phase on the market, advancing to new highs. We did not execute any transactions in August. We remain overweighted in Romania and Slovenia, and underweighted in Poland. The fund concentrates on sustainable equities from the Central European region. We have significant positions in green energy and the financial sector. We expect the trend to remain positive in the second half of the year. (23.08.2024)

## Performance by calendar years

The fund was suspended from March 1, 2022 to April 19, 2023. No fund prices were calculated during this time. Therefore, since the performance data for 2022 and 2023 is incomplete, there is no depiction of the performance for these years. The value of the fund units was reduced by roughly 47,22 %, mainly as a result of the segregation of the illiquid Russian assets on April 20, 2023, as compared with the fund price on February 28, 2022. In return, investors received new units in the segregated assets "ABW Raiffeisen Eastern European Equities - in liquidation" with the Russian assets that could not be valued at the time of segregation. Note on the benchmark performance: On March 10, 2022, the Russian assets were excluded from the benchmark.

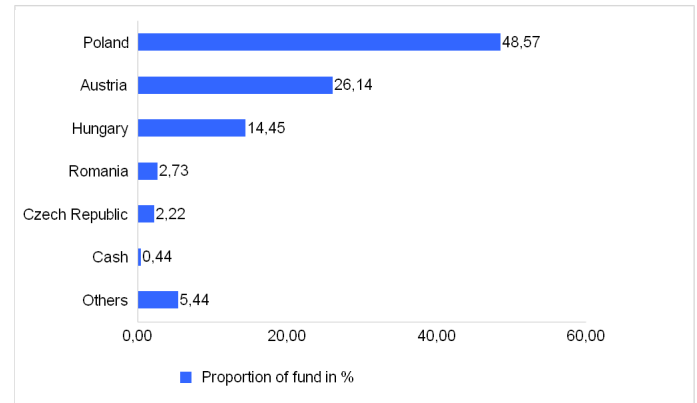


Source: Custodian Bank (Raiffeisen Bank International AG)

Raiffeisen KAG calculates performance based on the published fund price, using the OeKB methodology. For more details on the calculation, please see the next page. <sup>1</sup>  
The performance scenarios can be found in the key information document.  
The benchmark is presented without costs and is not directly investable.  
Presentation in accordance with the benchmark used in the past, which may deviate from the benchmark reported. We can also provide you with more detailed information free of charge on request.  
The management company may change the benchmark in the interests of the unitholders. The respective current benchmark will be shown in the Key Investor Information Document, the prospectus or in the information pursuant to § 21 of the Austrian Alternative Investment Fund Managers Act (AIFMG).  
Each of the indices mentioned is a registered brand. The licensing party does not sponsor the fund, subsidize it, sell it or support it in any other way. Index calculation and index licensing of indices or index brands do not represent a recommendation to invest. The respective licensor is not liable to third parties for any errors in the index. For legal information regarding licensors, see [www.rcm.at/lizenzgeberhinweise](http://www.rcm.at/lizenzgeberhinweise) or [www.rcm-international.com](http://www.rcm-international.com) on the website of the corresponding country.

**Raiffeisen-Zentraleuropa-ESG-Aktien (ein Anlagefonds von Raiffeisen Capital Management Österreich) (I)**
**10 largest equity positions (proportion of fund assets in %)**

|   |      |
|---|------|
| Powszechna Kasa Oszczednosci Bank Polski SA | 9,41 |
| OTP Bank Nyrt                               | 8,20 |
| Erste Group Bank AG                         | 7,92 |
| ORLEN SA                                    | 7,23 |
| Bank Polska Kasa Opieki SA                  | 5,30 |
| Powszechny Zaklad Ubezpiezen SA             | 4,83 |
| Allegro.eu SA                               | 4,71 |
| Richter Gedeon Nyrt                         | 3,54 |
| Verbund AG                                  | 3,51 |
| Santander Bank Polska SA                    | 3,39 |

**Structure by country of domicile (proportion of fund assets)**

**Share class information**

|   | ISIN         | Launch      |
|---|--------------|-------------|
| ISIN full income-retaining (V)  | AT0000A0EY50 | Jan 4, 2010 |
| Redemption fee max. (%)   |              | -           |
| Ongoing charges (%) <sup>3</sup>  |              | 1,42        |
| of which: management fee (%)  |              | 0,90        |
| Performance fees: There is no performance fee for this product.   |              |             |
| The management company notes that the sales office can charge fees for the purchase and/or redemption of unit certificates. |              |             |

**Risk indicators**

|  |        |
|--|--------|
| Volatility (% p. a., 3 years)          | 46,97  |
| Sharpe Ratio (p. a., 3 years)          | -0,48  |
| Maximum Drawdown (% , since inception) | -74,34 |

The fund was suspended from 01.03.2022 to 19.04.2023. The key risk indicators were calculated for this period on the basis of an indicative assessment of the fund assets at the end of each month with appropriate devaluation of the illiquid Russian assets contained in the fund.

**The fund exhibits elevated volatility, meaning that unit prices can move significantly higher or lower in short periods of time, and it is not possible to rule out loss of capital.**

This is a marketing notice. All of the data and information have been collected and assessed with great care; the sources used are considered to be reliable. The information is current as of the time of update. No liability or guaranty can be assumed for the accuracy or completeness of the information.

The German-language versions of the published prospectuses and the information for investors pursuant to § 21 of the Austrian Alternative Investment Fund Managers Act (Alternative Investmentfonds Manager-Gesetz, AIFMG) and the key information documents for the funds of Raiffeisen Kapitalanlage-Gesellschaft m.b.H. authorized for distribution in Switzerland may be downloaded from the "Kurse und Dokumente" section of the website [www.rcm-international.com/RCMCH](http://www.rcm-international.com/RCMCH). First Independent Fund Services AG, Klausstrasse 33, CH-8008 Zurich, has been appointed as the fund's representative in Switzerland. Raiffeisen Schweiz Genossenschaft, Raiffeisenplatz, 9001 St. Gallen, is the fund's paying agent in Switzerland. The prospectus, the information for investors pursuant to § 21 AIFMG, the key information documents, the fund regulations and the annual and semi-annual fund reports for the fund may be obtained free-of-charge from the fund's representative in Switzerland. A summary of investors' rights in German and English is available via the following link: <https://www.rcm.at/corporategovernance>. Please note that Raiffeisen Kapitalanlage-Gesellschaft m.b.H. has the right to terminate the arrangements made for the distribution of fund unit certificates outside of the fund's country of domicile, Austria.

The collective investment scheme is domiciled in Austria.

<sup>1</sup> The performance is calculated by Raiffeisen KAG on the basis of published fund prices, using the method developed by OeKB (Österreichische Kontrollbank AG). Individual costs such as transaction fees, the subscription fee, the redemption fee, the custody charges of the investor and taxes are not included in the performance calculation. If included, these would lead to a lower performance. Past performance is not a reliable indicator of future performance. Markets could develop very differently in the future. Based on the illustration, you can assess how the fund was managed in the past and compare it to its benchmark. Notice for investors with a different functional currency than the fund currency: We expressly point out that returns may rise or fall due to currency fluctuations.

<sup>2</sup> The risk indicator assumes you keep the product for 10 years.

<sup>3</sup> These are the ongoing costs incurred if you exit after 1 year. The ongoing costs are comprised of management fees and other administrative or operating costs (Estimate on the basis of the actual costs over the last year) as well as transaction costs (estimate of the costs incurred when the management company buys and sells the underlying investments for the fund. The actual amount will vary depending on how much the management company buys and sells.) Value pursuant to the key information document valid at the time of preparing this information.