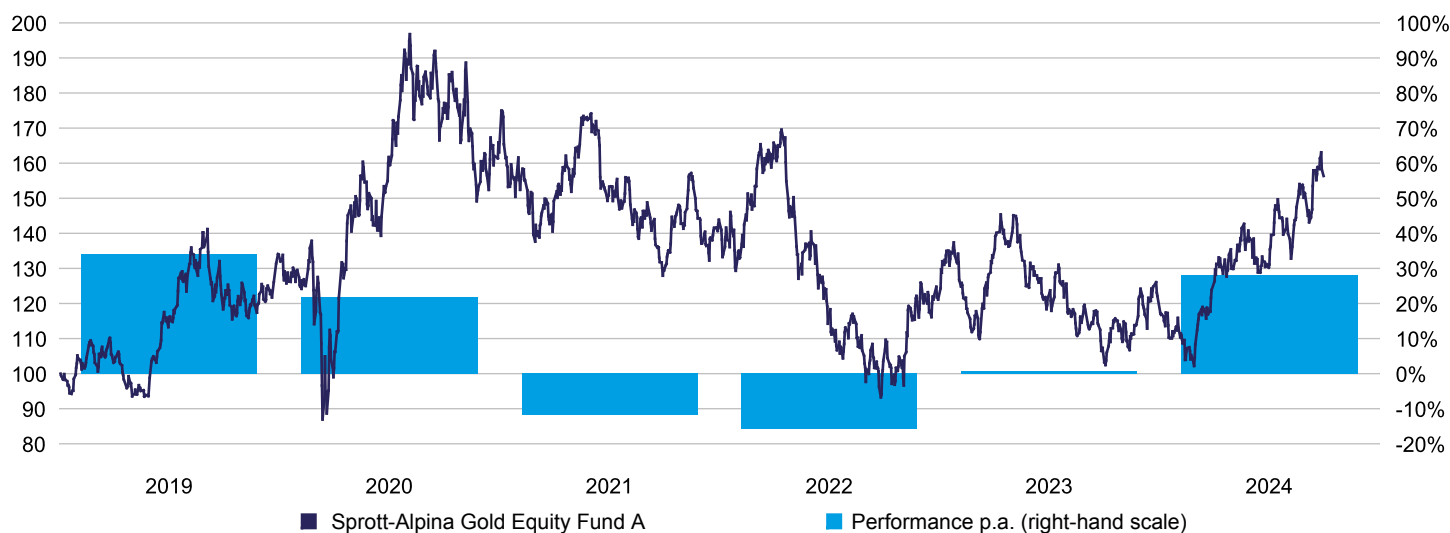


# Sprott-Alpina Gold Equity Fund

Class: A

## Net performance in USD (reset to base 100) and annual performance



## Annual performance over recent years in %

	2019	2020	2021	2022	2023	2024
Performance per calendar year in %	33.94	21.77	-11.81	-15.79	0.82	28.02

## Performance

Net performance to 30.09.2024 in %.	1 month	3 months	6 months	1 year	3 years	5 years	3 years p.a.	5 years p.a.	YTD	since Jun 1992	since Jun 1992 p.a.
Fund USD	3.29	19.48	26.26	45.65	20.38	32.08	6.38	5.72	28.02	248.20	3.94

## Investment policy

The Sprott-Alpina Gold Equity Fund invests globally in equities of companies primarily engaged in the extraction, processing, and marketing of gold. Up to 25% of the fund's assets may be invested in companies involved in the extraction, processing, or marketing of other precious metals, gemstones, or non-ferrous metals. The net income of the investment fund is reinvested annually.

## Fund data

Fund manager	Sprott Asset Management LP
Fund Management	LLB Swiss Investment AG
Depot Bank	Frankfurter Bankgesellschaft (Switzerland) AG
ISIN	CH0002783535
Valoren No.	278353
Bloomberg	UBZGLDI SW
Fund domicile	Switzerland
Fund currency	USD
Distribution countries	Switzerland, Germany
Tax transparency	Germany
Tax status Germany	Equity fund
Use of earnings	Accumulating
Category	Securities fund
End of business year	31.12.
Fund volume (in Mio.)	USD 60.96
Issue date	19.06.1992
Management fee in % p.a.	1.65
TER in %	1.92
Benchmark (BM)	none
Share class currency	USD
<b>Fund price</b>	<b>336.19</b>
52-week-high	350.67
52-week-low	219.77

## Largest single positions

	in % of assets
Wheaton Precious Metals Reg.	6.26
Alamos Gold -A- Reg.	5.81
Osisko Gold	5.78
Northern Star Resources Reg.	5.71
Agnico Eagle Mines Reg.	5.51
SilverCrest Metals Reg.	5.07
OceanaGold Reg.	4.86
Pan American Silver Reg.	4.67
Dundee Precious Reg.	4.61
Torex Gold Res. Reg.	4.41
<b>Total</b>	<b>52.68</b>

## Fund statistics as of 30.09.2024

	3 years	5 years
Volatility annualized in %	30.71	35.59
Sharpe ratio	0.14	0.13
Maximum drawdown in %	-37.08	-46.39

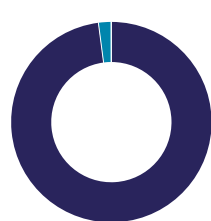
## Risk and return profile

Lower Risk							Higher Risk
1	2	3	4	5	6	7	

## Monthly Comment

In August, gold closed at \$2,044 per ounce, a slight increase of 0.23%. Demand from the Eastern market and central bank purchases offset sales of retail gold ETFs, which have returned to pre-pandemic levels. Despite attractive valuations, gold stocks are affected by broad market competition. Mining operators have improved their operations but face geopolitical scrutiny and capital cost issues, leading to market undervaluation. Some companies are seizing opportunities, but the sector appears significantly undervalued. This suggests a good investment opportunity, comparable to times when production costs exceeded market prices. We recommend continuing to invest in the sector to achieve a value adjustment.

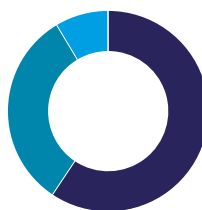
## Asset classes\* in %



Equity	97.92
Liquidity	2.03
Warrants	0.04

\*After exposure

## Currencies in %



CAD	59.36
USD	32.06
AUD	8.54
EUR	0.05
CHF	-0.02

## Equities by sectors in %



Raw Materials	
Others	

	September 2024	August 2024
Raw Materials	70.83	68.81
Others	29.17	31.19

## Tradability of the Fund

Daily

## Additional Share Classes

### Share Class: H EUR

ISIN	CH0124247377
Management fee in % p.a.	1.65
Customer suitability	Entire investor audience

## Contact Information

Alpina Capital AG  
+41 44 390 39 39  
info@alpina.capital

This document constitutes advertising material. This document is not an offer or recommendation to buy or sell any investment fund. The information contained in this document is subject to change at any time. The information does not take into account the specific or future investment objectives, the tax or financial position, or the individual requirements of the recipients of this document. The information in this document is made available without any form of guarantee or assurance. It is solely intended for informative purposes and the personal use of the recipients of this document. Any investment in the fund should only be made following careful study of the current prospectus with integrated fund contract. Fund shares may be unsuitable or not available for sale in different jurisdictions, and unsuitable for or not available for sale to certain types of investor. Fund shares may not be offered, sold or distributed in the USA. The price and value of the investments and any resulting income may fluctuate. Investors must be prepared and in the financial position to withstand price losses, some of which may be significant. Past performance is no indication for future results. The performance figures do not include commissions and costs, which arise at subscription and redemption of units. The fund refrains from a benchmark comparison. The legal fund documents are available free of charge at LLB Swiss Investment AG, Claridenstrasse 20, CH-8002 Zürich or on the website at [www.llbsswiss.ch](http://www.llbsswiss.ch). For German investors the relevant documentations can be obtained free of charge at the information office in Germany (ODDO BHF SE, Gallusanlage 8, D-60329 Frankfurt am Main) in paper form or electronically at [www.fundinfo.com](http://www.fundinfo.com).