

GENERALI INVEST – Risk Control 5



Monthly Report – December 2024

Fund description

GENERALI INVEST – Risk Control 5 is an investment fund under Swiss law in the «Other funds for traditional investments» category, and it is growth-oriented. The investment goal is primarily to produce optimum total returns.

The sub-fund's investments are actively managed. The aim is to achieve the greatest possible return in CHF within a specific risk level. The fund invests mainly in equities and similar securities and other investments permitted under the fund contract.

The aim of the fund is to benefit from rising markets and control risk. The fund can place up to 100% in defensive investments to adapt to changes in the markets.

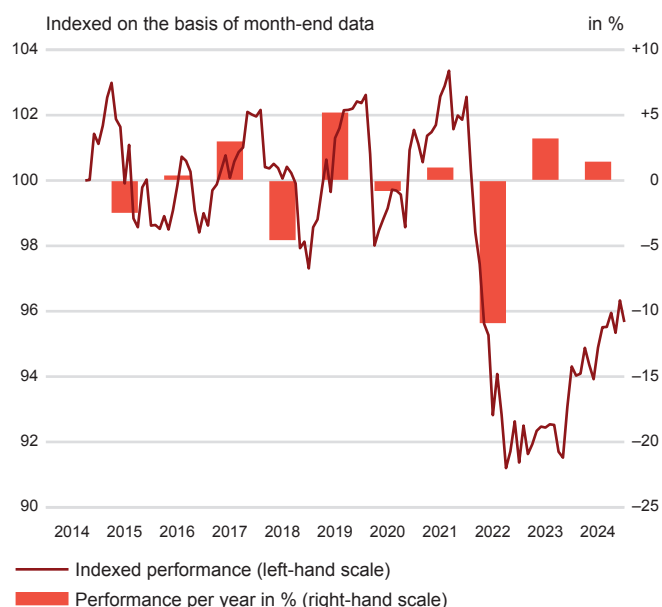
Fund Facts

| | |
|----------------------|--|
| Name of fund | GENERALI INVEST – Risk Control 5 |
| Funds manager | Generali Asset Management S.p.A. Società di gestione del risparmio since 31.7.2020 |
| Domicile of fund | Switzerland |
| Fund management | Generali Investments Schweiz AG |
| Custodian bank | UBS Switzerland AG, Zurich |
| Currency of fund | CHF |
| ISIN | CH0237262933 |
| Securities no. | 23 726 293 |
| Bloomberg ticker | FORRSK5 SW |
| Issuing commission | 2.00% |
| Launch date | 01 September 2014 |
| Accounting year ends | 31 March |
| Issue/redemption | daily |
| Benchmark | none |
| Distribution | plowing back |

Customer service

Fund Administration
Soodmattenstrasse 2
8134 Adliswil, Switzerland
Phone: +41 58 472 53 06
E-mail: investment.ch@generali.com
Internet: www.generali-investments.ch

Performance in CHF¹



| in % | 2020 | 2021 | 2022 | 2023 | Dec. 2024 |
|------------|-------|------|--------|------|-----------|
| Fund (CHF) | -0.80 | 1.00 | -10.91 | 3.22 | -0.69 |

¹ These figures refer to the past. Past performance is not a reliable indicator of future results. The performance shown does not take account of any commissions and costs charged when subscribing to and redeeming units. Source for all data and charts (if not indicated otherwise): UBS Asset Management

| | |
|--|-----------------------------|
| Fund assets (in mn.) | 266.97 |
| Net asset value (CHF, 31.12.2024) | 94.77 |
| Last 12 months (CHF) | – high 95.60 – low 92.78 |
| Modified Duration (years) | 4.46 |
| Average remaining maturity (years) | 5.15 |
| Pauschale Verwaltungskosten ¹ | 1.00% |
| Total expense ratio (TER) p.a. | 1.03% ² |

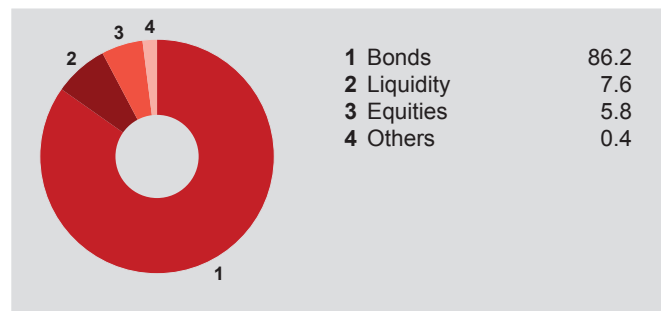
¹ part of the TER
² as at 30.09.2024

GENERALI INVEST – Risk Control 5

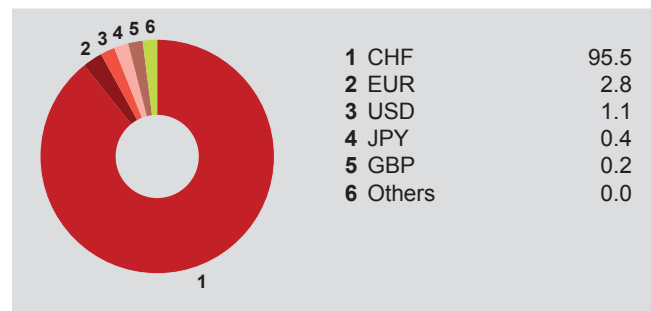


Monthly Report – December 2024

Investment instrument exposure (%)



Currency exposure (%)



10 largest positions (%)

| | |
|-------------------------|-----|
| CH Government Bond 2030 | 6.4 |
| CH Government Bond 2026 | 4.7 |
| CH Government Bond 2043 | 3.4 |
| FR Government Bond 2028 | 3.0 |
| FR Government Bond 2032 | 2.6 |

| | |
|-------------------------|-----|
| EU Government Bond 2042 | 2.5 |
| EU Government Bond 2042 | 2.5 |
| US Government Bond 2031 | 2.3 |
| EU Government Bond 2032 | 2.2 |
| DE Government Bond 2035 | 2.2 |

Performance in CHF¹

| in % | 2024 YTD ² | LTD ³ | 1 year | 2 years | 3 years | 4 years | 5 years | 10 years |
|------------|-----------------------|------------------|--------|---------|---------|---------|---------|----------|
| Fund (CHF) | 1.44 | -4.72 | 1.44 | 4.71 | -6.72 | -5.79 | -6.55 | -5.40 |

¹ These figures refer to the past. Past performance is not a reliable indicator of future results. The performance shown does not take account of any commissions and costs charged when subscribing to and redeeming units. Source for all data and charts (if not indicated otherwise): UBS Asset Management

² YTD: year-to-date (since beginning of the year)

³ LTD: launch-to-date

For marketing and information purposes. This document constitutes neither an offer nor a recommendation or an invitation from Generali Investments Schweiz AG to buy or sell investment instruments, carry out transactions or conclude any legal act. Generali Investments Schweiz AG is unable to guarantee (whether explicitly or implicitly) that the published information and opinions are accurate, complete and up to date. Historic performance data are no guarantee of future returns. The future performance of investments cannot be deduced from the indicated previous market developments, i.e. the value of an investment may fall as well as rise. Generali Investments Schweiz AG cannot guarantee that the value of the capital invested will be maintained (or indeed rise) as a result of price fluctuations. Please read the relevant sales prospectus for further information on sales restrictions. The key information document, the prospectus with integrated fund contract and the annual and semi-annual reports may be obtained free of charge from the fund management company (Generali Investments Schweiz AG, Soodmattenstrasse 10, CH-8134 Adliswil), from the paying agent and custodian bank (UBS Switzerland AG, CH-8098 Zurich) and from <https://www.generali-investments.ch>. This document may not be reproduced or redistributed without the written permission of Generali Investments Schweiz AG. The information in this document is for the exclusive use of the recipient.