

GENERALI Multi INDEX 30



Monthly Report – August 2024

Fund description

GENERALI Multi INDEX 30 is an investment fund under Swiss law established in the «Other funds for traditional investments» category, and it is growth-oriented. The investment goal is primarily to increase the fund's assets and produce stable results.

The fund invests a minimum of 51% of its assets in other collective investment schemes (target funds). The remaining 49% may be invested in equities and bonds, the equity portion must not exceed 40%.

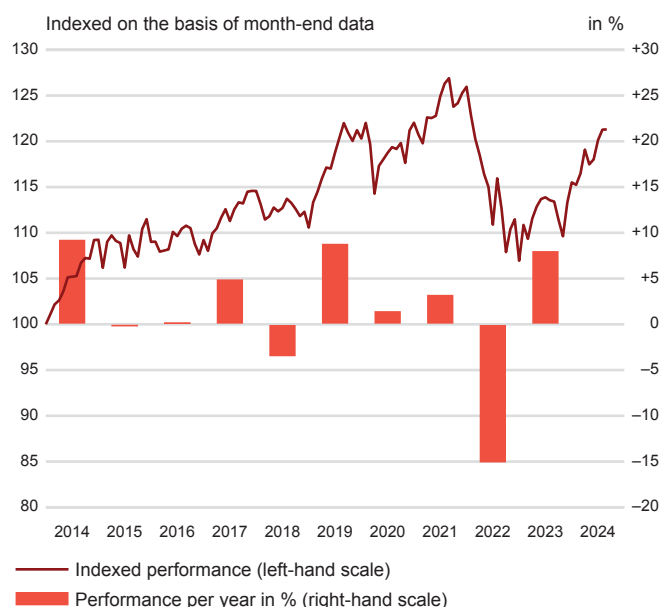
The fund management company must also follow the investment rules in the Swiss Federal Law on Occupational Retirement, Survivors' and Disability Pension Plans (BVV2).

This fund is suitable for investors with higher return expectations who can accept the risk of greater changes in prices.

Fund Facts

| | |
|----------------------|--|
| Name of fund | GENERALI Multi INDEX 30 |
| Funds manager | Generali Investments Schweiz AG Sebastian Ehmann since Januar 2022 |
| Domicile of fund | Switzerland |
| Fund management | Generali Investments Schweiz AG |
| Custodian bank | UBS Switzerland AG, Zurich |
| Currency of fund | CHF |
| ISIN | CH0109560406 |
| Securities no. | 10 956 040 |
| Bloomberg | FORMI30 SW |
| Issuing commission | 2.00% |
| Launch date | 01 October 2010 |
| Accounting year ends | 31 March |
| Issue/redemption | daily |
| Benchmark | none |
| Distribution | plowing back |

Performance in CHF¹



| in % | 2020 | 2021 | 2022 | 2023 | Aug. 2024 |
|------------|------|------|--------|------|-----------|
| Fund (CHF) | 1.44 | 3.22 | -15.10 | 8.00 | 0.03 |

¹ These figures refer to the past. Past performance is not a reliable indicator of future results. The performance shown does not take account of any commissions and costs charged when subscribing to and redeeming units. Source for all data and charts (if not indicated otherwise): UBS Asset Management

| | |
|--|-------------------------------|
| Fund assets (in mn.) | 38.18 |
| Net asset value (CHF, 30.08.2024) | 124.72 |
| Last 12 months (CHF) | – high 125.18 – low 112.41 |
| Modified Duration (years) | 5.19 |
| Average remaining maturity (years) | n.a. |
| Pauschale Verwaltungskosten ¹ | 1.00% |
| Total expense ratio (TER) p.a. | 1.07% ² |

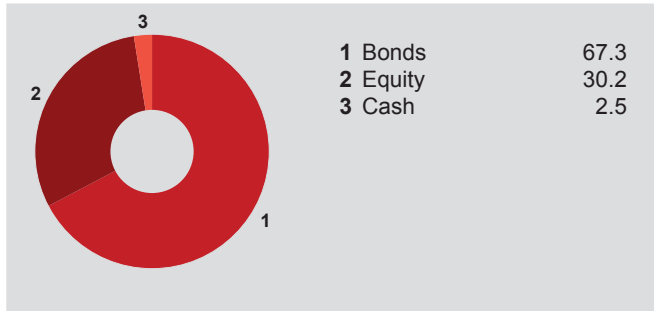
¹ part of the TER
² as at 31.03.2024

Customer service


Fund Administration
Soodmattenstrasse 2
8134 Adliswil, Switzerland
Phone: +41 58 472 53 06
E-mail: investment.ch@generali.com
Internet: www.generali-investments.ch

Monthly Report – August 2024

Investment instrument exposure (%)



Currency exposure (%)



10 largest positions (%)

| | |
|---|------|
| UBS ETF SMI (CHF) | 15.9 |
| IShares Swiss Domestic Government Bond 7-15 Y | 14.9 |
| Invesco S&P 500 UCITS ETF | 7.3 |
| Invesco EURO STOXX 50 UCITS ETF | 7.1 |
| Invesco US Treasury 7-10 Y | 6.7 |

| | |
|-------------------------------------|-----|
| AMUNDI EURO Government Bonds 7-10 Y | 5.8 |
| CH Government Bonds 2036 | 4.9 |
| CH Government Bonds 2034 | 4.8 |
| CH Government Bonds 2035 | 4.6 |
| CH Government Bonds 2045 | 3.4 |

Performance in CHF¹

| in % | 2024 YTD ² | LTD ³ | 1 year | 2 years | 3 years | 4 years | 5 years | 10 years |
|------------|-----------------------|------------------|--------|---------|---------|---------|---------|----------|
| Fund (CHF) | 5.02 | 34.04 | 6.96 | 7.75 | -4.40 | 1.80 | -0.56 | 13.69 |

¹ These figures refer to the past. Past performance is not a reliable indicator of future results. The performance shown does not take account of any commissions and costs charged when subscribing to and redeeming units. Source for all data and charts (if not indicated otherwise): UBS Asset Management

² YTD: year-to-date (since beginning of the year)

³ LTD: launch-to-date

For marketing and information purposes. This document constitutes neither an offer nor a recommendation or an invitation from Generali Investments Schweiz AG to buy or sell investment instruments, carry out transactions or conclude any legal act. Generali Investments Schweiz AG is unable to guarantee (whether explicitly or implicitly) that the published information and opinions are accurate, complete and up to date. Historic performance data are no guarantee of future returns. The future performance of investments cannot be deduced from the indicated previous market developments, i.e. the value of an investment may fall as well as rise. Generali Investments Schweiz AG cannot guarantee that the value of the capital invested will be maintained (or indeed rise) as a result of price fluctuations. Please read the relevant sales prospectus for further information on sales restrictions. The key information document, the prospectus with integrated fund contract and the annual and semi-annual reports may be obtained free of charge from the fund management company (Generali Investments Schweiz AG, Soodmattenstrasse 10, CH-8134 Adliswil), from the paying agent and custodian bank (UBS Switzerland AG, CH-8098 Zurich) and from <https://www.generali-investments.ch>. This document may not be reproduced or redistributed without the written permission of Generali Investments Schweiz AG. The information in this document is for the exclusive use of the recipient.