

GENERALI Equity Fund Switzerland A



Monthly Report – July 2024

Fund description

GENERALI Equity Fund Switzerland A is an investment fund under Swiss law in the «Other funds for traditional investments» category, and it is risk-oriented. The investment goal is primarily to generate the highest possible growth in value.

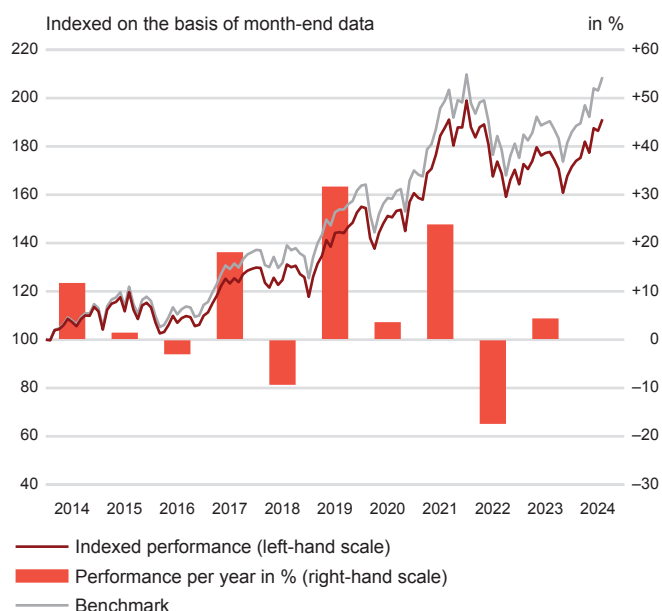
The fund invests a minimum of 80% of its assets in companies based in Switzerland.

This fund is suitable for investors who would like to invest in the Swiss equity market and understand the risks of equity investment.

Fund Facts

Name of fund	GENERALI Equity Fund Switzerland
Class	A
Funds manager	Generali Investments Schweiz AG Oliver Marx since January 2022
Domicile of fund	Switzerland
Fund management	Generali Investments Schweiz AG
Custodian bank	UBS Switzerland AG, Zurich
Currency of fund	CHF
ISIN	CH0011553598
Securities no.	1 155 359
Bloomberg	FOREQSW SW
Issuing commission	2.00%
Launch date	01 February 2001
Accounting year ends	31 March
Issue/redemption	daily
Benchmark	SPI (Swiss Performance Index)
Distribution	plowing back

Performance in CHF¹



in %	2020	2021	2022	2023	Jul. 2024
Fund (CHF)	3.63	23.86	-17.43	4.40	2.58
Benchmark ²	3.82	23.38	-16.48	6.09	2.75

¹ These figures refer to the past. Past performance is not a reliable indicator of future results. The performance shown does not take account of any commissions and costs charged when subscribing to and redeeming units. Source for all data and charts (if not indicated otherwise): UBS Asset Management

² Reference Index in currency of share class (without costs)

Fund assets (in mn.)	57.78
Net asset value (CHF, 31.07.2024)	410.66
Last 12 months (CHF)	– high 412.44 – low 344.67
Modified Duration (years)	n.a.
Average remaining maturity (years)	n.a.
Pauschale Verwaltungskosten ¹	1.00%
Total expense ratio (TER) p.a.	1.00% ²

¹ part of the TER

² as at 31.03.2024

Customer service


Fund Administration
Soodmattenstrasse 2
8134 Adliswil, Switzerland
Phone: +41 58 472 53 06
E-mail: investment.ch@generali.com
Internet: www.generali-investments.ch

GENERALI Equity Fund Switzerland A




Monthly Report – July 2024

Investment instrument exposure (%)



Currency exposure (%)



10 largest positions (%)

Nestlé SA N	15.7
Roche Holding AG N	13.1
Novartis AG N	13.1
UBS Group AG N	5.1
Zurich Insurance Group N	4.4

ABB Ltd. N	4.2
Richemont Cie Finance N	4.0
Holcim AG N	2.8
Sika AG N	2.6
Alcon AG N	2.6

Performance in CHF¹

in %	2024 YTD ²	LTD ³	1 year	2 years	3 years	4 years	5 years	10 years
Fund (CHF)	11.49	260.72	7.60	10.07	1.93	26.95	32.35	81.15
Benchmark ⁴	12.25	196.62	9.58	13.22	4.99	31.83	35.57	96.36

¹ These figures refer to the past. Past performance is not a reliable indicator of future results. The performance shown does not take account of any commissions and costs charged when subscribing to and redeeming units. Source for all data and charts (if not indicated otherwise): UBS Asset Management

² YTD: year-to-date (since beginning of the year)

³ LTD: launch-to-date

⁴ Reference Index in currency of share class (without costs)

For marketing and information purposes. This document constitutes neither an offer nor a recommendation or an invitation from Generali Investments Schweiz AG to buy or sell investment instruments, carry out transactions or conclude any legal act. Generali Investments Schweiz AG is unable to guarantee (whether explicitly or implicitly) that the published information and opinions are accurate, complete and up to date. Historic performance data are no guarantee of future returns. The future performance of investments cannot be deduced from the indicated previous market developments, i.e. the value of an investment may fall as well as rise. Generali Investments Schweiz AG cannot guarantee that the value of the capital invested will be maintained (or indeed rise) as a result of price fluctuations. Please read the relevant sales prospectus for further information on sales restrictions. The key information document, the prospectus with integrated fund contract and the annual and semi-annual reports may be obtained free of charge from the fund management company (Generali Investments Schweiz AG, Soodmattenstrasse 10, CH-8134 Adliswil), from the paying agent and custodian bank (UBS Switzerland AG, CH-8098 Zurich) and from <https://www.generali-investments.ch>. This document may not be reproduced or redistributed without the written permission of Generali Investments Schweiz AG. The information in this document is for the exclusive use of the recipient.