

UNIGESTION SWISS EQUITIES CLASS R

Swiss mutual fund

Type	Equity	NAV	CHF 133.82	Total fund assets	CHF 82,469,424.26
Currency	CHF			Share class assets	CHF 2,969,961.02

INVESTMENT POLICY

The funds' objective is to profit from opportunities offered by the Swiss equity market. The portfolio is invested according to an active approach based on risk management, combining fundamental and quantitative analysis.

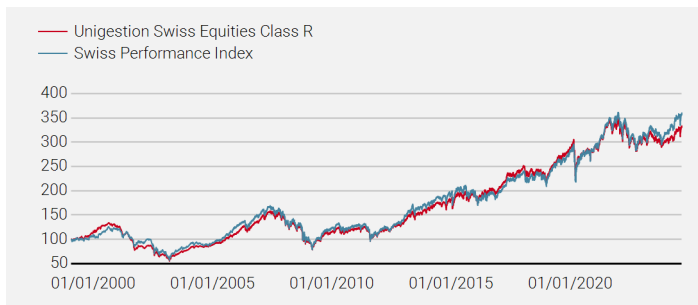
PERFORMANCE DISCLOSURE

Performance data given from inception date to 14.12.2018 refers to the A share class and then to the R share class. The management fees rate applied is the same. Performance is expressed in CHF, net of fees. Past performance is not an indication of future performance. Risk statistics are on a weekly basis.

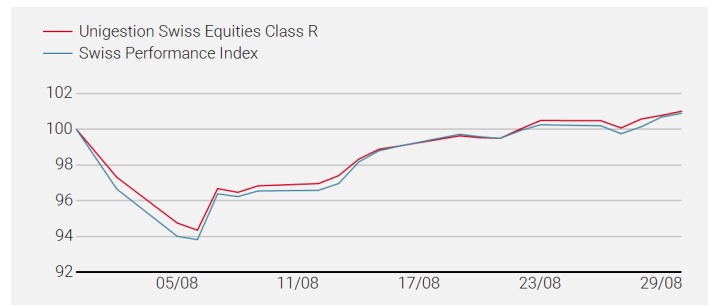
Fund information	
ISIN	CH0445993279
Bloomberg ticker	UNISWER SW
Domicile	Switzerland
Inception date	01.02.1999
Registered for sale	CH
Custodian	Lombard Odier Darier Hentsch/Switzerland
Management fee	1.00%
Settlement date	T+2
Subscription terms	T-1, 4:00PM
Redemption terms	T-1, 4:00PM
Liquidity	Daily

Performance snapshot			
		Fund ¹	Index ²
Performance	Monthly	1.02%	0.90%
	3 months	3.60%	3.20%
	YTD	10.63%	13.27%
	Year over year	9.40%	12.54%
	3 years (p.a.)	-0.79%	1.15%
Volatility	5 years (p.a.)	4.08%	6.47%
	Since inception (p.a.)	4.82%	5.14%
	3 years	11.67%	13.38%
Performance/Volatility	Since inception	14.67%	17.54%
	over 3 years	-0.07	0.09
Tracking error over 3 years			3.68%
Beta over 3 years			0.84

SINCE INCEPTION PERFORMANCE



MONTHLY PERFORMANCE

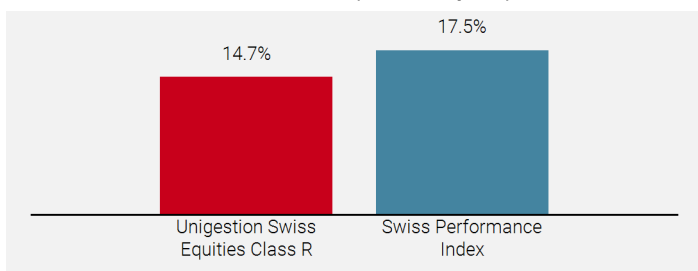


HISTORICAL PERFORMANCE

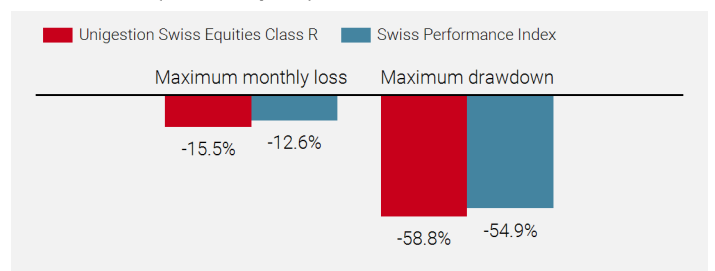
	Jan	Feb	Mar	Apr	May	June	July	Aug	Sept	Oct	Nov	Dec	YTD		
													Fund ¹	Index ²	
2024	1.56%	-0.57%	2.98%	-2.36%	5.18%	0.21%	2.34%	1.02%						10.63%	13.27%
2023	4.11%	-2.07%	1.79%	3.78%	-2.65%	-0.41%	-0.04%	-1.55%	-1.11%	-2.89%	2.32%	0.64%		1.61%	6.09%
2022	-5.33%	-1.64%	2.09%	1.25%	-5.21%	-5.77%	3.49%	-2.16%	-5.07%	3.93%	1.72%	-1.85%		-14.26%	-16.48%
2021	-1.41%	-1.35%	7.64%	1.36%	3.34%	4.11%	1.95%	1.27%	-5.85%	3.04%	-1.22%	5.71%		19.40%	23.38%
2020	1.02%	-7.34%	-5.60%	4.21%	2.13%	1.04%	-0.19%	2.38%	1.14%	-6.40%	7.00%	2.74%		1.05%	3.82%

RISK

Chart of the volatility of main class (since inception)



Maximum loss (since inception)





UNIGESTION SWISS EQUITIES CLASS R

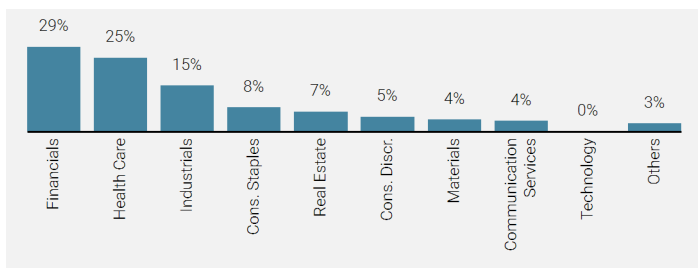
Swiss mutual fund

PORTFOLIO AS OF 30.08.2024

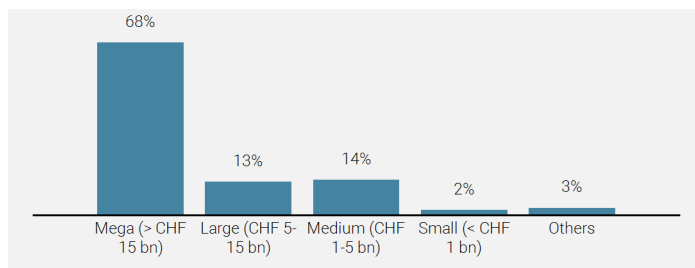
Holdings	
Number of holdings	42
Average holding weight	2.31%

The 5 largest holdings	
NOVARTIS - IN CHF	12.15%
ROCHE - IN CHF	9.77%
NESTLE - IN CHF	8.23%
ZURICH INSURANCE - IN CHF	7.50%
SWISS RE - IN CHF	5.05%

Breakdown by GICS sectors



Breakdown by capitalisation



MANAGEMENT COMMENT BASED ON THE MAIN SHARE CLASS

August has been an extraordinary month for equity markets worldwide, with a level of fluctuation not seen since COVID. The month started with a dramatic shift in sentiment - possibly caused by the sharp increase of the Yen, and the consequent sudden unwinding of the most classic of the carry trades, together with a worse than expected U.S. unemployment number. As a result, during the first three days of the month, all the main equity indices experienced severe drawdowns, with the S&P500 and the MSCI Europe down 6% while the Nikkei dropped by almost 20%! Switzerland went back to work, after a day off to celebrate its national day, to witness the SPI down more than 6% in the following days.

The situation reverted completely thereafter, with market participants regaining optimism and markets experiencing strong and stable performance for the rest of August, finally ending the month positive (SPI +0.9%, S&P 500: +2.4%, MSCI Europe: +1.6%) or just slightly negative (Nikkei: -1.0%).

The Fund performed positively in August, up 1.02% for the month, giving an outperformance of 12 bps versus its reference benchmark. Its defensive nature helped during the sharp drawdown of the first few days, while its exposure to high and reliable dividend yield companies allowed a good upside participation during the rest of the month. Some negative contribution came from the disappointing numbers of Mobilezone (a position that we are closing in the first week of September), and Galenica, which missed H1 2024 revenue forecasts. This was offset by the robust numbers announced for the first half of the year by Swiss Re and Zurich, two of our biggest overweight positions. The portfolio didn't change during the month and the next rebalancing took place on 5th September.

DISCLAIMER

This report has been prepared for information only and must not be reproduced or disclosed by recipients to any other person. All information provided here are subject to change without notice. All investors must obtain and carefully read the prospectus and the management regulations which contain additional information needed to evaluate the potential investment and provide important disclosures regarding risks, fees and expenses. Investors should note that investments in futures and options may entail considerable losses. Moreover, these instruments may offer limited liquidity. Historical performance is not an indication of current or future performance. Performance shown does not take account of any fees and costs charged when subscribing or redeeming shares. Data and graphical information herein are for information only. No separate verification has been made as to the accuracy or completeness of these data which may have been derived from third party sources. As a result, no representations are made by Unigestion as regards the information contained herein. This is a marketing communication. Please refer to the prospectus and to the KIID before making any final investment decisions. The prospectus, the management regulations as well as the latest annual and semi-annual reports can be obtained free of charge at the office of the Swiss management company Unigestion SA, 8c avenue de Champel, 1206 Geneva. The Global Industry Classification Standard ("GICS") was developed by and is the exclusive property and a service mark of MSCI Inc. ("MSCI") and Standard & Poor's Financial Services LLC ("S&P") and is licensed for use by Unigestion SA. Neither MSCI, S&P, nor any other party involved in making or compiling the GICS or any GICS classifications makes any express or implied warranties or representations with respect to such standard or classification (or the results to be obtained by the use thereof), and all such parties hereby expressly disclaim all warranties of originality, accuracy, completeness, merchantability and fitness for a particular purpose with respect to any of such standard or classification. Without limiting any of the foregoing, in no event shall MSCI, S&P, any of their affiliates or any third party involved in making or compiling the GICS or any GICS classifications have any liability for any direct, indirect, special, punitive, consequential or any other damages (including lost profits) even if notified of the possibility of such damages.