

1	2	3	4	5	6	7
---	---	---	---	---	---	---

Lower Risk Higher Risk

JPMorgan Investment Funds - Global Income Fund

Class: JPM Global Income A (acc) - CHF (hedged)

Fund overview

ISIN LU0826331620	Valor 19423772	Bloomberg JPGIAHC LX
Investment objective: To provide regular income by investing primarily in a portfolio of income generating securities, globally, and through the use of derivatives.		
Investment approach		
<ul style="list-style-type: none"> Multi-asset approach, leveraging specialists from around JPMorgan Asset Management's global investment platform, with a focus on risk-adjusted income. Flexible implementation of the managers' allocation views at asset class and regional level. 		
Portfolio manager(s) Michael Schoenhaut Eric Bernbaum Gary Herbert	Share class currency CHF Fund assets EUR 17407,7m	Class launch 25 Sep 2012 Domicile Luxembourg Entry/exit charges Entry charge (max) 5,00% Exit charge (max) 0,50% Ongoing charge 1,42%
Fund reference currency EUR	Fund launch 11 Dec 2008 NAV CHF 159,92	
ESG information		
ESG approach - ESG Promote Promotes environmental and / or social characteristics.		
SFDR classification: Article 8 "Article 8" strategies promote social and/or environmental characteristics, but do not have sustainable investing as a core objective.		

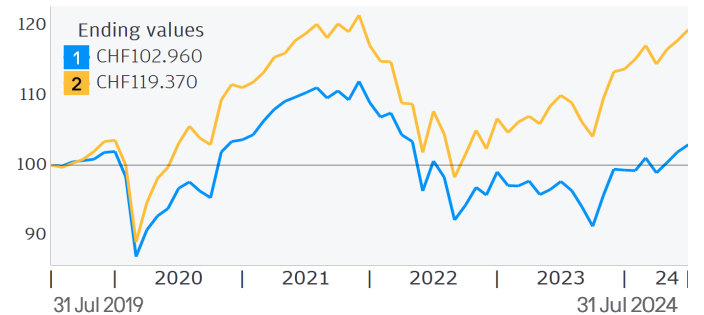
Fund ratings *As at 31 July 2024*

Morningstar Category™ CHF Moderate Allocation

Performance

- 1 Class:** JPM Global Income A (acc) - CHF (hedged)
- 2 Benchmark:** 40% Bloomberg US High Yield 2% Issuer Cap Index (Total Return Gross) Hedged to CHF / 35% MSCI World Index (Total Return Net) Hedged to CHF / 25% Bloomberg Global Credit Index (Total Return Gross) Hedged to CHF

Growth of CHF 100,000 *Calendar years*



Calendar Year Performance (%)

	2014	2015	2016	2017	2018	2019	2020	2021	2022	2023
1	6,15	-1,86	5,03	6,03	-7,50	10,29	1,50	8,39	-14,53	3,81
2	5,53	-2,38	9,57	8,39	-6,47	14,74	7,84	8,93	-15,76	10,82

Return (%)

	Cumulative				Annualised		
	1 month	3 months	1 year	YTD	3 years	5 years	10 years
1	1,06	4,09	5,40	3,58	-2,29	0,58	1,25
2	1,33	4,27	8,53	5,27	0,13	3,60	3,81

Performance Disclosures

Past performance is not a guide to current and future performance. The value of your investments and any income from them may fall as well as rise and you may not get back the full amount you invested.

ESG

For more information on environmental, social and governance (ESG) integration and our approach to sustainable investing at J.P. Morgan Asset Management please visit <https://am.jpmorgan.com/ch-en/esg>

Portfolio analysis

Measurement	3 years	5 years
Beta	0,87	0,91
Annualised volatility (%)	9,06	9,92
Sharpe ratio	-0,21	0,11

Holdings

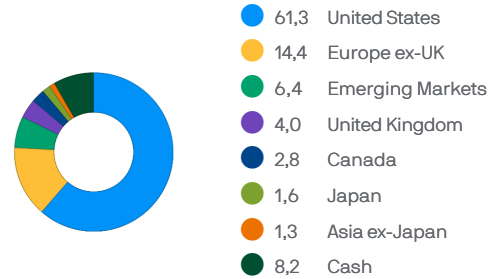
Top 10	Sector	% of assets
Microsoft	Equity	1,1
Taiwan Semiconductor	Equity	0,8
Meta	Equity	0,6
UnitedHealth Group	Equity	0,5
VINCI	Equity	0,4
Coca-Cola	Equity	0,4
Broadcom	Equity	0,4
ABBVIE	Equity	0,4
Shin-Etsu Chemical	Equity	0,4
DISH DBS CORP 5.875 15 NOV 2024	Bond	0,4

Bond quality breakdown (%)

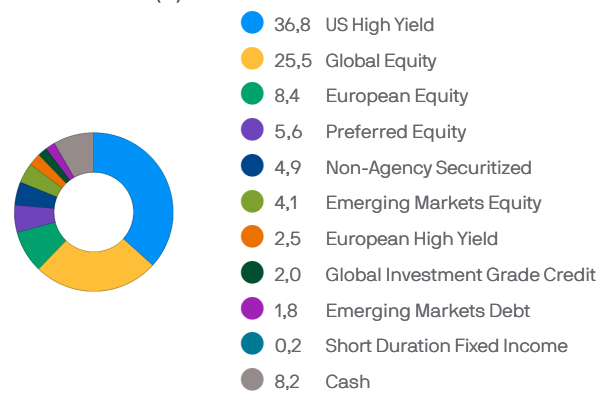
AAA: 2,44%	Average duration: 2,87 yrs
AA: 0,82%	
A: 3,42%	
BBB: 18,43%	
< BBB: 71,11%	
Non Rated: 3,78%	

Value at Risk (Var)	Fund	Benchmark
VaR	5,27%	5,48%

Regions (%)



Asset allocation (%)



Key risks

The Sub-Fund is subject to **Investment risks** and **Other associated risks** from the techniques and securities it uses to seek to achieve its objective.

The table on the right explains how these risks relate to each other and the **Outcomes to the Shareholder** that could affect an investment in the Sub-Fund.

Investors should also read [Risk Descriptions](#) in the Prospectus for a full description of each risk.

Investment risks *Risks from the Sub-Fund's techniques and securities*

Techniques	Securities	
Derivatives	China	- Unrated debt
Hedging	Contingent convertible bonds	Emerging markets Equities
	Convertible securities	Equity linked notes
	Debt securities	MBS/ABS
	- Below investment grade debt	REITs
	- Government debt	
	- Investment grade debt	

Other associated risks *Further risks the Sub-Fund is exposed to from its use of the techniques and securities above*

Credit	Interest rate	Market
Currency	Liquidity	

Outcomes to the Shareholder *Potential impact of the risks above*

Loss	Volatility	Failure to meet the Sub-Fund's objective.
Shareholders could lose some or all of their money.	Shares of the Sub-Fund will fluctuate in value.	

General Disclosures

Before investing, obtain and review the current prospectus (available in English), Key Information Document (KID) (available in English) and any applicable local offering document. These documents, as well as the sustainability-related disclosures, the annual and semi-annual reports and the articles of incorporation, are available free from your financial adviser, your J.P. Morgan Asset Management regional contact, the fund's issuer (see below) or at www.jpnam.ch.

A summary of investor rights is available in French at <https://am.jpmorgan.com/ch-fr/droits-des-investisseurs>. J.P. Morgan Asset Management may decide to terminate the arrangements made for the marketing of its collective investment undertakings.

JPMorgan Asset Management (Switzerland) LLC herewith informs investors that with respect to its distribution activities in and from Switzerland it receives commissions pursuant to Art. 34 para. 2bis of the Swiss Collective Investment Schemes Ordinance dated 22 November 2006. These commissions are paid out of the management fee as defined in the fund documentation. Further information regarding these commissions, including their calculation method, may be obtained upon written request from JPMorgan Asset Management (Switzerland) LLC, Dreikönigstrasse 37, 8002 Zurich.

This material should not be considered as advice or an investment recommendation. Fund holdings and performance are likely to have changed since the report date.

To the extent permitted by applicable law, we may record telephone calls and monitor electronic communications to comply with our legal and regulatory obligations and internal policies. Personal data will be collected, stored and processed by J.P. Morgan Asset Management in accordance with our EMEA Privacy Policy www.jpmorgan.com/emea-privacy-policy

For additional information on the sub-fund's target market please refer to the Prospectus.

Risk Indicator - The risk indicator assumes you keep the product for 5 year(s). The risk of the product may be significantly higher if held for

less than the recommended holding period.

Current ongoing charge comprises annual management fee and operating & administrative expenses. Excludes transaction costs and may differ from ongoing costs as per KID which are an estimate based on the actual costs incurred over the past year.

Performance information

Source: J.P. Morgan Asset Management. Share class performance is shown based on the NAV (net asset value) of the share class with income (gross) reinvested including actual ongoing charges excluding any entry and exit fees.

The return of your investment may change as a result of currency fluctuations if your investment is made in a currency other than that used in the past performance calculation.

Indices do not include fees or operating expenses and you cannot invest in them.

The benchmark is for comparative purposes only unless specifically referenced in the Sub-Funds' Investment Objective and Policy.

Our primary aim is to maximise yield and as such the portfolio does not have a target of outperforming the benchmark. The Benchmark provides an indication of the risk profile of the fund.

Holdings information

*This exposure represents a number of individual equity linked notes with various counterparties. Top 10 holdings exclude derivative instruments, cash and cash equivalents.

Non rated includes equities.

VaR is a means of measuring the potential loss to a Sub-Fund due to market risk and is expressed as the maximum potential loss at a 99% confidence level. The holding period for the purpose of calculating global exposure is one month.

Information Sources

Fund information, including performance calculations and other data, is provided by J.P. Morgan Asset Management (the marketing name for the asset management businesses of JPMorgan Chase & Co. and its affiliates worldwide).

All data is as at the document date unless indicated otherwise.

© 2024 Morningstar. All Rights Reserved. The information contained herein: (1) is proprietary to Morningstar; (2) may not be copied or distributed; and (3) is not warranted to be accurate, complete or timely. Neither Morningstar nor its content providers are responsible for any damages or losses arising from any use of this information. The benchmark is for comparative purposes only unless specifically referenced in the Sub-Fund's Investment Objective and Policy.

Benchmark Source: MSCI. Neither MSCI nor any other party involved in or related to compiling, computing or creating the MSCI data makes any express or implied warranties or representations with respect to such data (or the results to be obtained by the use thereof), and all such parties hereby expressly disclaim all warranties of originality, accuracy, completeness, merchantability or fitness for a particular purpose with respect to any of such data. Without limiting any of the foregoing, in no event shall MSCI, any of its affiliates or any third party involved, in or related to compiling, computing, or creating the data have any liability for any direct, indirect, special, punitive, consequential or any other damages (including lost profits) even if notified of the possibility of such damages. No further distribution or dissemination of the MSCI data is permitted without MSCI's express written consent.

Benchmark source: The Products are not sponsored, endorsed, sold or promoted by Bloomberg Barclays Capital, and Bloomberg Barclays Capital makes no warranty, express or implied, as to the results to be obtained by any person or entity from the use of any index, any opening, intra-day or closing value therefore, or any data included therein or relating thereto, in connection with any Fund or for any other purpose. Bloomberg Barclays Capital's only relationship to the Licensee with respect to the Products is the licensing of certain trademarks and trade names of Bloomberg Barclays Capital and the Bloomberg Barclays Capital indexes that are determined, composed and calculated by Bloomberg Barclays Capital without regard to Licensee or the Products.

Issuer

JPMorgan Asset Management (Europe) S.à r.l., 6, route de Trèves, L-2633 Senningerberg, Luxembourg. B27900, corporate capital EUR 10.000.000.

FUNDS REPRESENTATIVE IN SWITZERLAND

JPMorgan Asset Management (Switzerland) LLC, Dreikönigstrasse 37, 8002 Zurich, Switzerland.

FUNDS PAYING AGENT IN SWITZERLAND

J.P. Morgan (Suisse) SA, Rue du Rhône 35, 1204 Geneva, Switzerland.

Contact in the UK:

JPMorgan Asset Management (UK) Limited Registered address: 25 Bank Street, Canary Wharf, London E14 5JP, United Kingdom. Authorised and regulated by the Financial Conduct Authority. Registered in England No. 01161446.

Definitions

NAV Net Asset Value of a fund's assets less its liabilities per Share.

Beta measures a fund's sensitivity to market movements (as represented by the fund's benchmark). A beta of 1.10 suggests the fund could perform 10% better than the benchmark in up markets and 10% worse in down markets, assuming all other factors remain constant. Usually the higher betas represent riskier investments.

Annualised volatility (%) measures the extent to which returns vary up and down over a given period.

Sharpe ratio performance of an investment adjusting for the amount of risk taken (compared a risk-free investment). The higher the Sharpe ratio the better the returns compared to the risk taken.