

| | | | | | | |
|------------|---|---|-------------|---|---|---|
| 1 | 2 | 3 | 4 | 5 | 6 | 7 |
| Lower Risk | | | Higher Risk | | | |

JPMorgan Investment Funds -

Global Macro Fund

Class: JPM Global Macro A (acc) - CHF (hedged)

Fund overview

| | | |
|--|-----------------------------------|--|
| ISIN LU1848753064 | Valor 42449404 | Bloomberg JPGMACH LX |
| Investment objective: To achieve, over a medium-term horizon (2 to 3 years), a return in excess of its cash benchmark from a portfolio of securities, globally, using derivatives where appropriate. The Sub-Fund seeks to have a volatility lower than two-thirds of the MSCI All Country World Index (Total Return Net). | | |
| Investment approach <ul style="list-style-type: none">• Uses an investment process based on macroeconomic research to identify global investment themes and opportunities.• Flexible and focused approach to take advantage of global trends and changes through traditional and non-traditional assets.• Fully integrated, risk management framework provides detailed portfolio analysis. | | |
| Portfolio manager(s) Shrenick Shah Josh Berelowitz | Share class currency CHF | Class launch 1 Aug 2018 |
| Investment specialist(s) Nicola Rawlinson Smiti Nigam | Fund assets USD 421,2m | Domicile Luxembourg |
| Fund reference currency USD | NAV CHF 93,83 | Entry/exit charges Entry charge (max) 5,00% Exit charge (max) 0,50% |
| | Fund launch 28 Nov 2005 | Ongoing charge 1,46% |
| ESG information | | |
| ESG approach - ESG Promote Promotes environmental and / or social characteristics. | | |
| SFDR classification: Article 8 "Article 8" strategies promote social and/or environmental characteristics, but do not have sustainable investing as a core objective. | | |

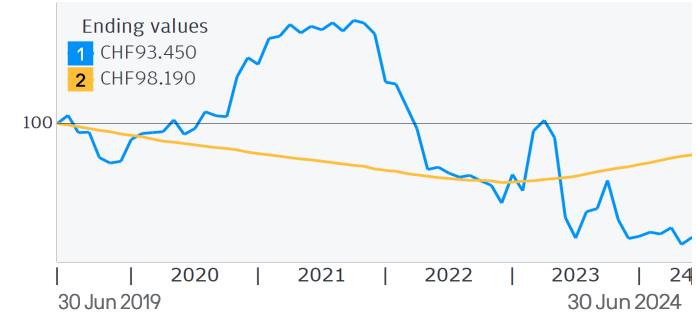
Fund ratings As at 30 June 2024

Morningstar Category™ Macro Trading Other

Performance

- 1 **Class:** JPM Global Macro A (acc) - CHF (hedged)
- 2 **Benchmark:** ICE BofA SOFR Overnight Rate Index Total Return in USD Hedged to CHF

Growth of CHF 100,000 Calendar years



| Calendar Year Performance (%) | | | | | | | | | | | |
|-------------------------------|------|------|------|------|------|-------|-------|-------|-------|-------|------|
| | 2014 | 2015 | 2016 | 2017 | 2018 | 2019 | 2020 | 2021 | 2022 | 2023 | 2024 |
| 1 | - | - | - | - | - | -1,24 | 6,10 | 1,32 | -9,27 | -2,15 | |
| 2 | - | - | - | - | - | -1,12 | -1,04 | -0,98 | -0,81 | 0,95 | |

| Return (%) | | | | | | | |
|------------|----------|--------|-------|------------|---------|--------|-------|
| Cumulative | | | | Annualised | | | |
| 1 month | 3 months | 1 year | YTD | 3 years | 5 years | Launch | |
| 1 | 0,44 | -0,20 | -1,20 | 0,10 | -4,00 | -1,35 | -1,07 |
| 2 | 0,09 | 0,32 | 1,35 | 0,70 | 0,10 | -0,36 | -0,47 |

Performance Disclosures

Past performance is not a guide to current and future performance. The value of your investments and any income from them may fall as well as rise and you may not get back the full amount you invested.

ESG

For more information on environmental, social and governance (ESG) integration and our approach to sustainable investing at J.P. Morgan Asset Management please visit <https://am.jpmorgan.com/ch-en/esg>

Portfolio analysis

| Measurement | 3 years | 5 years |
|---------------------------|---------|---------|
| Alpha (%) | -4,10 | -0,99 |
| Annualised volatility (%) | 4,82 | 4,24 |
| Sharpe ratio | -0,82 | -0,30 |

Holdings

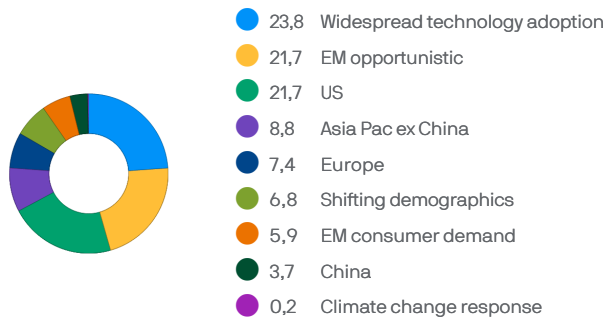
| Current Positioning - Physical (%) | |
|------------------------------------|------|
| Fixed Income | 64,0 |
| Equity | 23,4 |
| Cash/cash for margin | 12,6 |

| Current Positioning - Derivatives (%) | |
|---------------------------------------|-------|
| Interest rate swap | 11,4 |
| Equity options | -12,1 |
| Equity futures | -14,1 |
| Bond futures | -16,8 |

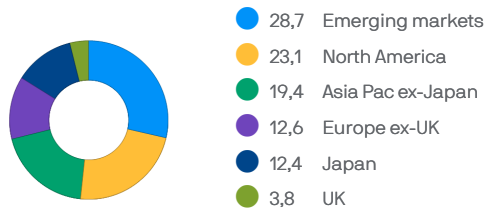
| Portfolio Characteristics | |
|---------------------------|------------|
| Fund volatility | 2.5% |
| Net equity exposure | -2.9% |
| Duration | -0.8 years |

| Value at Risk (Var) | |
|---------------------|-------|
| VaR | 1,58% |

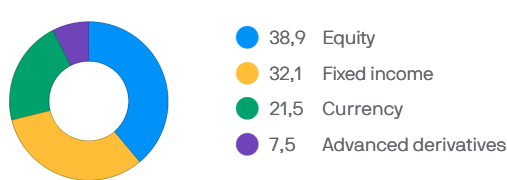
Theme Risk Breakdown (%)



Regional Risk Breakdown (%)



Asset Class Risk Breakdown (%)



Key risks

The Sub-Fund is subject to **Investment risks** and **Other associated risks** from the techniques and securities it uses to seek to achieve its objective.
The table on the right explains how these risks relate to each other and the **Outcomes to the Shareholder** that could affect an investment in the Sub-Fund.
Investors should also read [Risk Descriptions](#) in the Prospectus for a full description of each risk.

Investment risks *Risks from the Sub-Fund's techniques and securities*

| Techniques | Securities |
|-----------------|-------------------------------|
| Derivatives | China |
| Concentration | Convertible securities |
| Hedging | Debt securities |
| Short positions | - Below investment grade debt |
| | - Investment grade debt |
| | - Government debt |
| | - Unrated debt |
| | Emerging markets |
| | Equities |

Other associated risks *Further risks the Sub-Fund is exposed to from its use of the techniques and securities above*

| | | |
|----------|---------------|--------|
| Credit | Interest rate | Market |
| Currency | Liquidity | |

Outcomes to the Shareholder *Potential impact of the risks above*

| Loss | Volatility | Failure to meet the Sub-Fund's objective. |
|---|---|---|
| Shareholders could lose some or all of their money. | Shares of the Sub-Fund will fluctuate in value. | |

General Disclosures

Before investing, obtain and review the current prospectus (available in English), Key Information Document (KID) (available in English) and any applicable local offering document. These documents, as well as the sustainability-related disclosures, the annual and semi-annual reports and the articles of incorporation, are available free from your financial adviser, your J.P. Morgan Asset Management regional contact, the fund's issuer (see below) or at www.jpnam.ch.

A summary of investor rights is available in French at <https://am.jpmorgan.com/ch-fr/droits-des-investisseurs>. J.P. Morgan Asset Management may decide to terminate the arrangements made for the marketing of its collective investment undertakings.

JPMorgan Asset Management (Switzerland) LLC herewith informs investors that with respect to its distribution activities in and from Switzerland it receives commissions pursuant to Art. 34 para. 2bis of the Swiss Collective Investment Schemes Ordinance dated 22 November 2006. These commissions are paid out of the management fee as defined in the fund documentation. Further information regarding these commissions, including their calculation method, may be obtained upon written request from JPMorgan Asset Management (Switzerland) LLC, Dreikönigstrasse 37, 8002 Zurich.

This material should not be considered as advice or an investment recommendation. Fund holdings and performance are likely to have changed since the report date.

To the extent permitted by applicable law, we may record telephone calls and monitor electronic communications to comply with our legal and regulatory obligations and internal policies. Personal data will be collected, stored and processed by J.P. Morgan Asset Management in accordance with our EMEA Privacy Policy www.jpmorgan.com/emea-privacy-policy

For additional information on the sub-fund's target market please refer to the Prospectus.

Risk Indicator - The risk indicator assumes you keep the product for 5 year(s). The risk of the product may be significantly higher if held for less than the recommended holding period.

Current ongoing charge comprises annual management fee and operating & administrative expenses. Excludes transaction costs and may differ from ongoing costs as per KID which are an estimate based on the actual costs incurred over the past year.

Performance information

Source: J.P. Morgan Asset Management. Share class performance is shown based on the NAV (net asset value) of the share class with income (gross) reinvested including actual ongoing charges excluding any entry and exit fees.

The return of your investment may change as a result of currency fluctuations if your investment is made in a currency other than that used in the past performance calculation.

Indices do not include fees or operating expenses and you cannot invest in them.

The benchmark is for comparative purposes only unless specifically referenced in the Sub-Funds' Investment Objective and Policy.

Holdings information

Risk is the ex-ante standard deviation shown as a proportion of the total grouping ie: theme, region and asset class.

Fund volatility is the ex-ante standard deviation.

Bond/convertible bond exposure is re-weighted to 100%.

VaR is a means of measuring the potential loss to a Sub-Fund due to market risk and is expressed as the maximum potential loss at a 99% confidence level. The holding period for the purpose of calculating global exposure is one month.

Information Sources

Fund information, including performance calculations and other data, is provided by J.P. Morgan Asset Management (the marketing name for the asset management businesses of JPMorgan Chase & Co. and its affiliates worldwide).

All data is as at the document date unless indicated otherwise.
© 2024 Morningstar. All Rights Reserved. The information contained herein: (1) is proprietary to Morningstar; (2) may not be copied or distributed; and (3) is not warranted to be accurate, complete or timely. Neither Morningstar nor its content providers are responsible for any damages or losses arising from any use of this information. The benchmark is for comparative purposes only unless specifically referenced in the Sub-Fund's Investment Objective and Policy.

Issuer

JPMorgan Asset Management (Europe) S.à r.l., 6, route de Trèves, L-2633 Senningerberg, Luxembourg. B27900, corporate capital EUR 10.000.000.

FUNDS REPRESENTATIVE IN SWITZERLAND

JPMorgan Asset Management (Switzerland) LLC, Dreikönigstrasse 37, 8002 Zurich, Switzerland.

FUNDS PAYING AGENT IN SWITZERLAND

J.P. Morgan (Suisse) SA, Rue du Rhône 35, 1204 Geneva, Switzerland.

Contact in the UK:

JPMorgan Asset Management (UK) Limited Registered address: 25 Bank Street, Canary Wharf, London E14 5JP, United Kingdom. Authorised and regulated by the Financial Conduct Authority. Registered in England No. 01161446.

Definitions

NAV Net Asset Value of a fund's assets less its liabilities per Share.

Alpha (%) a measure of excess return generated by a manager compared to the benchmark. An alpha of 1.00 indicates that a fund has outperformed its benchmark by 1%.

Annualised volatility (%) measures the extent to which returns vary up and down over a given period.

Sharpe ratio performance of an investment adjusting for the amount of risk taken (compared a risk-free investment). The higher the Sharpe ratio the better the returns compared to the risk taken.