

VTWM Special Funds SICAV-SIF - Global High Yield Bond Fund - CHF

31.10.2024

Investment Strategy

The VTWM Global High Yield Bond Fund seeks maximum total return, consistent with preservation of capital and prudent investment management. It invests primarily in USD or CHF denominated high yielding corporate bonds globally. Its share-classes are predominantly hedged into their respective base currencies. The investment approach is based on the analysis of issuer level fundamentals but takes into account top-down macroeconomic views. The fund manager seeks to identify the most attractive high yield opportunities across geographic regions and industry sectors. A rigorous risk mitigation process aims to limit the fund's volatility as well as the risk of permanent capital loss. The fund is benchmark agnostic and will invest on the frontier between the investment grade bond universe and non-investment grade bonds.

Key data

ISIN / WKN	LU1675772021 / A2DWUC
Valor	38092284
Bloomberg	VTWHYBC LX
Custodian, Registrar/Transfer Agent	European Depository Bank SA
Administrative Agent	LRI Invest S.A.
Management Company	VTWM Special Funds S.A. SICAV-SIF
Fund Manager	PMG Investment Solutions AG
Investment Advisor	VT Wealth Management AG
Launch Date	20.10.2017
Initial Subscription Price	CHF 100.-
Reference Currency	CHF
Minimum Initial Investment	CHF 125'000.-
Fund Structure	SIF (Specialised Investment Fund), SICAV
Fund Category	Bonds
Distribution Policy	accumulating
NAV per unit	CHF 92.22
Subscription and redemption	daily, until 4:00 pm

Fees

Investment Management and Advisory Fee	effectively 1.00% p.a.
Subscription Fee	up to 3.00%
Redemption Fee credited to the funds assets	up to 1.00%
Performance Fee	none
TER	2.19%

Performance Chart *



Maturity and Yield

	Fund
Gross Portfolio Yield in %	7.16
Modified Duration	3.02
Annualized Volatility	3.67
Average Credit Rating	BB

Period	NAV	Date
52 Week High	93.22	27.09.2024
52 Week Low	84.56	02.11.2023
All Time High	106.81	15.09.2021
All Time Low	78.32	21.10.2022

Performance Overview

Year	Jan.	Feb.	Mar.	Apr.	May	Jun.	Jul.	Aug.	Sept.	Oct.	Nov.	Dec.	YTD
2017	-	-	-	-	-	-	-	-	-	-0.26%	-0.32%	-0.06%	
2018	0.27%	-1.53%	-1.11%	-1.40%	-2.18%	-1.68%	1.63%	-2.49%	2.08%	-1.06%	-2.02%	0.09%	-9.12%
2019	4.21%	1.18%	-0.14%	1.29%	-0.94%	2.96%	0.60%	0.02%	0.91%	0.35%	0.73%	0.88%	12.62%
2020	0.83%	-1.83%	-12.21%	5.94%	3.10%	1.81%	1.58%	1.96%	-1.37%	-0.01%	3.09%	0.99%	2.75%
2021	0.08%	-0.25%	-0.52%	0.91%	0.45%	0.87%	-0.15%	0.36%	-0.86%	-0.57%	-2.01%	0.79%	-0.94%
2022	-2.58%	-8.67%	-1.28%	-5.03%	-0.10%	-5.19%	3.04%	-0.71%	-5.17%	0.52%	5.27%	1.08%	-18.02%
2023	3.50%	-1.62%	-3.07%	0.24%	-0.12%	0.80%	1.73%	-1.09%	-0.75%	-0.78%	3.51%	2.58%	4.80%
2024	2.60%	-0.90%	1.06%	-0.92%	0.54%	-0.16%	0.81%	1.01%	0.65%	-1.01%			3.69%

Performance of the last 12 months:	10.10%
Performance since share class inception:	-7.78%

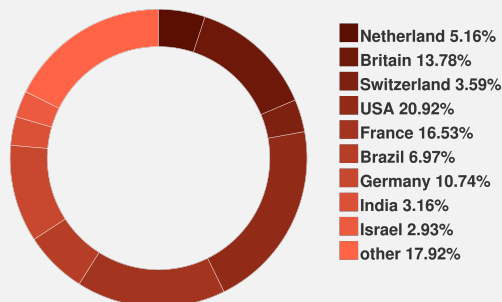
Fund Manager's Commentary

High-yield bond spreads tightened in October to their lowest levels since the Global Financial Crisis, despite a steady rise in Treasury yields. This development was driven by market speculation that the Federal Reserve would adopt a more measured approach to rate cuts, supported by a resilient economy and persistent inflationary pressures. However, this environment weighed on high-yield bond performance, as increased yields offset the benefit of tightening spreads, even as they fell to historic lows. Contributing to continued ratings compression were easing labour market concerns and robust consumer spending, which sustained momentum from prior quarters. High-yield corporate issuers delivered strong results during the third-quarter earnings season, and mutual funds experienced a sixth consecutive month of inflows, reflecting sustained investor appetite. Furthermore, capital markets saw the most significant level of non-refinancing-related issuance in 18 months, indicating renewed corporate financing activity. The high-yield bond default rate reached a 26-month low, underscoring the underlying resilience of the broader economy. Amid the ongoing spread tightening, we strategically reduced our exposure to Turkish bonds during the month to manage risk and optimise portfolio positioning.

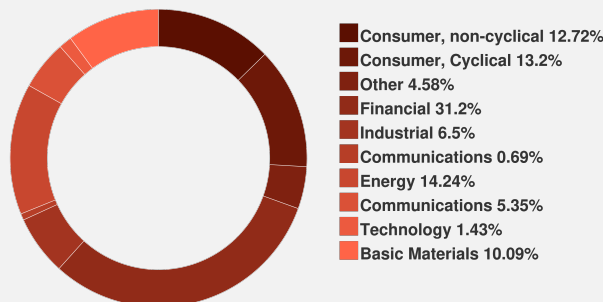
VTWM Special Funds SICAV-SIF - Global High Yield Bond Fund - CHF

31.10.2024

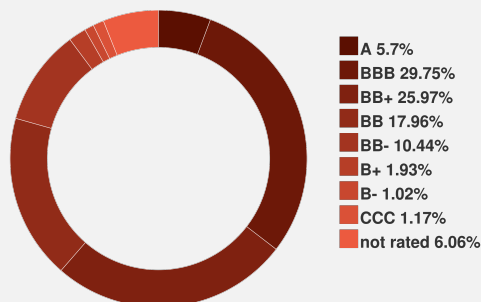
Countries in %



Sectors in %



Ratings in %



Currency Allocation



Top 10 Positions in %

Position	Maturity	in % of Fund Assets
3.375% Ford Motor Credit	13.11.2025	2.85%
2.25% Zf Finance Gmbh	03.05.2028	2.81%
3.5% Allianz Se	Perp.	2.77%
3.625% Banco Santander Sa	Perp.	2.72%
4.875% BP PLC	Perp.	2.56%
5.25% Scor	Perp.	2.53%
5.375% Unicredit Spa	Perp.	2.48%
7% Vodafone	04.04.2079	2.42%
3.8% Goldman Sachs Group Inc	Perp.	2.24%
5.125% Bnp Paribas	Perp.	2.18%

Disclaimer

This document is solely intended for advertising and information purposes and is only to be used in distribution activities within Switzerland. This report is for information purposes only and does not constitute an offer or a solicitation of an offer for the product presented and may not be used as an offer or solicitation. Shares for this product may only be acquired or held by investors who are „well-informed investors“ as defined by the Luxembourg law dated 13 February 2007 concerning specialised investment funds. Predictions and forward-looking statements are based on assumptions. Since all assumptions, predictions and statements simply reflect the current view of future events, they are of course subject to risks and uncertainties. Statements on past performance must not be seen as promises or guarantees regarding future performance. Investors should be aware that actual performance may vary significantly from past performance. In particular, performance over a period of less than twelve months (year-to-date performance, fund launched within the last twelve months) is not indicative of future performance due to the short comparison period. The performance shown does not take account of any commission or costs charged when the shares are subscribed to or redeemed. The sole basis for the purchase of shares is the sales documentation for this fund (the latest prospectus, the memorandum and articles of association and the latest annual report). The sales documentation for the fund can be obtained free of charge from the central administration agent, LRI Invest S.A., 9A rue Gabriel Lippmann, L-5365 Munsbach, from the custodian bank, European Depositary Bank SA, 3 rue Gabriel Lippmann, L-5365 Munsbach, and the fund manager, PMG Investment Solutions AG, Dammstrasse 23, 6300 Zug, www.pmg-fonds.ch. Please note that we have collected all information carefully and to the best of our knowledge. However, we cannot provide any guarantees regarding the information.