

VTWM Special Funds SICAV-SIF - Global High Yield Bond Fund - CHF

31.07.2024

Investment Strategy

The VTWM Global High Yield Bond Fund seeks maximum total return, consistent with preservation of capital and prudent investment management. It invests primarily in USD or CHF denominated high yielding corporate bonds globally. Its share-classes are predominantly hedged into their respective base currencies. The investment approach is based on the analysis of issuer level fundamentals but takes into account top-down macroeconomic views. The fund manager seeks to identify the most attractive high yield opportunities across geographic regions and industry sectors. A rigorous risk mitigation process aims to limit the fund's volatility as well as the risk of permanent capital loss. The fund is benchmark agnostic and will invest on the frontier between the investment grade bond universe and non-investment grade bonds.

Key data

ISIN / WKN	LU1675772021 / A2DWUC
Valor	38092284
Bloomberg	VTWHYBC LX
Custodian, Registrar/Transfer Agent	European Depository Bank SA
Administrative Agent	LRI Invest S.A.
Management Company	VTWM Special Funds S.A. SICAV-SIF
Fund Manager	PMG Investment Solutions AG
Investment Advisor	VT Wealth Management AG
Launch Date	20.10.2017
Initial Subscription Price	CHF 100.-
Reference Currency	CHF
Minimum Initial Investment	CHF 125'000.-
Fund Structure	SIF (Specialised Investment Fund), SICAV
Fund Category	Bonds
Distribution Policy	accumulating
NAV per unit	CHF 91.63
Subscription and redemption	daily, until 4:00 pm

Fees

Investment Management and Advisory Fee	effectively 1.00% p.a.
Subscription Fee	up to 3.00%
Redemption Fee credited to the funds assets	up to 1.00%
Performance Fee	none
TER	2.19%

Performance Chart *



Maturity and Yield

	Fund
Gross Portfolio Yield in %	6.42
Modified Duration	2.83
Annualized Volatility	5.32
Average Credit Rating	BB

Period	NAV	Date
52 Week High	91.71	16.05.2024
52 Week Low	83.43	20.10.2023
All Time High	106.81	15.09.2021
All Time Low	78.32	21.10.2022

Performance Overview

Year	Jan.	Feb.	Mar.	Apr.	May	Jun.	Jul.	Aug.	Sept.	Oct.	Nov.	Dec.	YTD
2017	-	-	-	-	-	-	-	-	-	-0.26%	-0.32%	-0.06%	
2018	0.27%	-1.53%	-1.11%	-1.40%	-2.18%	-1.68%	1.63%	-2.49%	2.08%	-1.06%	-2.02%	0.09%	-9.12%
2019	4.21%	1.18%	-0.14%	1.29%	-0.94%	2.96%	0.60%	0.02%	0.91%	0.35%	0.73%	0.88%	12.62%
2020	0.83%	-1.83%	-12.21%	5.94%	3.10%	1.81%	1.58%	1.96%	-1.37%	-0.01%	3.09%	0.99%	2.75%
2021	0.08%	-0.25%	-0.52%	0.91%	0.45%	0.87%	-0.15%	0.36%	-0.86%	-0.57%	-2.01%	0.79%	-0.94%
2022	-2.58%	-8.67%	-1.28%	-5.03%	-0.10%	-5.19%	3.04%	-0.71%	-5.17%	0.52%	5.27%	1.08%	-18.02%
2023	3.50%	-1.62%	-3.07%	0.24%	-0.12%	0.80%	1.73%	-1.09%	-0.75%	-0.78%	3.51%	2.58%	4.80%
2024	2.60%	-0.90%	1.06%	-0.92%	0.54%	-0.16%	0.81%						3.02%

Performance of the last 12 months:	6.55%
Performance since share class inception:	-8.37%

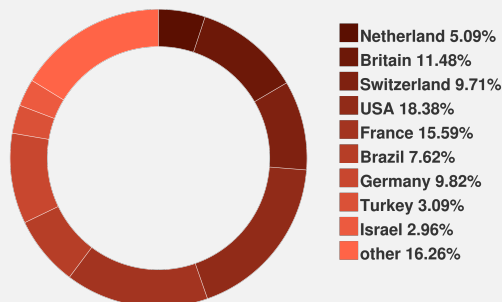
Fund Manager's Commentary

In July, high-yield bond yields dropped to a two-year low, and spreads widened amid accelerating retail inflows, decreased capital market activity, and economic data that bolstered expectations for a rate cut in September. These factors contributed to an overall positive performance for the month. A favourable CPI report prompted economists to forecast that the Federal Reserve will begin a rate-cutting cycle in September, with one cut per quarter expected through 2026. While the FOMC kept rates steady during its July meeting, as anticipated, the post-meeting statement suggested a forthcoming rate cut. This shift towards easing monetary policy implies a more favourable outlook for fixed income returns. Early earnings reports have been positive, and capital market activity at the end of the month reached its highest level since February, following a slow start to 2024. High-yield mutual funds saw their highest inflows in eight months. High-yield bond yields fell by 32 basis points, and spreads widened, with primary activity at its lowest level for the year in each of the past two months. Although there was an increase in actual defaults in July, distressed exchanges reached a two-year low. No changes were made to the portfolio in July.

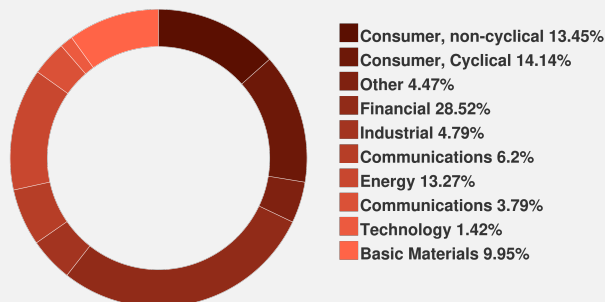
VTWM Special Funds SICAV-SIF - Global High Yield Bond Fund - CHF

31.07.2024

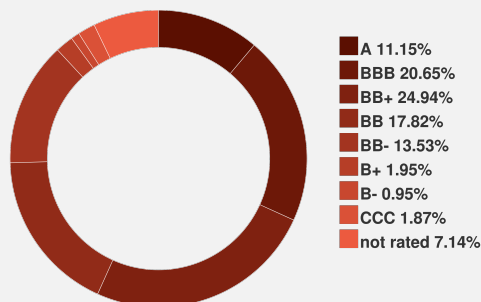
Countries in %



Sectors in %



Ratings in %



Currency Allocation



Top 10 Positions in %

Position	Maturity	in % of Fund Assets
2.25% Zf Finance Gmbh	03.05.2028	2.87%
3.375% Ford Motor Credit Co Llc	13.11.2025	2.82%
3.5% Allianz Se	Perp.	2.72%
3.625% Banco Santander Sa	Perp.	2.62%
5.375% Unicredit Spa	Perp.	2.49%
5.25% Scor	Perp.	2.46%
3.8% Goldman Sachs Group Inc	Perp.	2.15%
5.125% Bnp Paribas	Perp.	2.11%
5.5% Alcoa	15.12.2027	1.99%
3.75% Teva Pharmazeutical	09.05.2027	1.85%

Disclaimer

This document is solely intended for advertising and information purposes and is only to be used in distribution activities within Switzerland. This report is for information purposes only and does not constitute an offer or a solicitation of an offer for the product presented and may not be used as an offer or solicitation. Shares for this product may only be acquired or held by investors who are „well-informed investors“ as defined by the Luxembourg law dated 13 February 2007 concerning specialised investment funds. Predictions and forward-looking statements are based on assumptions. Since all assumptions, predictions and statements simply reflect the current view of future events, they are of course subject to risks and uncertainties. Statements on past performance must not be seen as promises or guarantees regarding future performance. Investors should be aware that actual performance may vary significantly from past performance. In particular, performance over a period of less than twelve months (year-to-date performance, fund launched within the last twelve months) is not indicative of future performance due to the short comparison period. The performance shown does not take account of any commission or costs charged when the shares are subscribed to or redeemed. The sole basis for the purchase of shares is the sales documentation for this fund (the latest prospectus, the memorandum and articles of association and the latest annual report). The sales documentation for the fund can be obtained free of charge from the central administration agent, LRI Invest S.A., 9A rue Gabriel Lippmann, L-5365 Munsbach, from the custodian bank, European Depository Bank SA, 3 rue Gabriel Lippmann, L-5365 Munsbach, and the fund manager, PMG Investment Solutions AG, Dammstrasse 23, 6300 Zug, www.pmg-fonds.ch. Please note that we have collected all information carefully and to the best of our knowledge. However, we cannot provide any guarantees regarding the information.