



U ACCESS - CHINA CONVERTIBLE BOND

Class AHC USD (capitalisation share)

Factsheet | July 2024

FUND CHARACTERISTICS

Fund domicile	LUXEMBOURG
SFDR Classification	Art. 6
Currency	USD
NAV	107.00
Duration	3.13
Fund's AUM	CNH 535.67 mio
Track record since	30 March 2021
Minimum investment	-
Subscription	Weekly
Redemption	Weekly
Management fee	1.00 %
Number of holdings	166
ISIN	LU2065543048
Telekurs	50489576
Bloomberg ticker	UACNAHD LX

For any information concerning additional fees that may apply, please refer to the prospectus.

SPECIFIC RISKS

Counterparty risk, credit risk, currency risk, liquidity risk, political and social risk

Further information on the fund's potential risks can be found in the prospectus or in the Key Investor Information Documents or Key Information Documents available on www.ubp.com. Any capital invested may be at risk and investors may not get back some or all of their original capital.

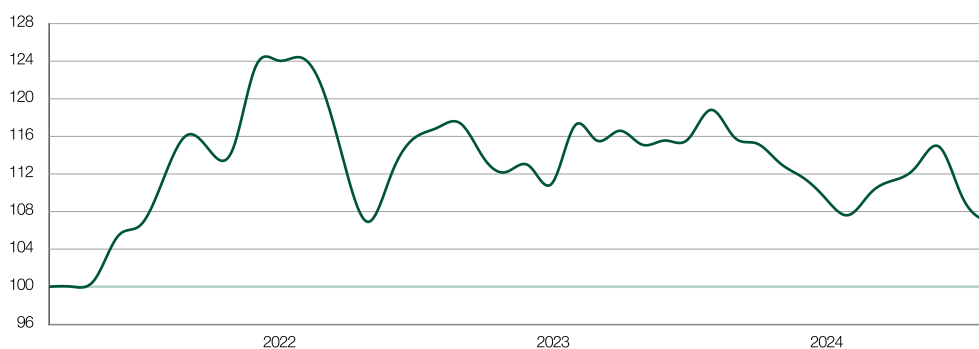
ABOUT THE FUND

The Fund seeks to grow capital and generate income primarily by investing in convertible bonds and exchangeable bonds issued primarily by companies (i) having their registered office, or (ii) carrying on a major part of their commercial activity, or (iii) as holding companies owning predominant interests in companies with their registered office in the People's Republic of China ("PRC") and / or in exchangeable bonds issued by the PRC.

On an ancillary basis this Fund may invest its net assets in equities and other similar transferable securities, warrants on transferable securities, bonds with warrants on transferable securities, bonds and other debt securities (excluding asset-backed securities (ABS) and mortgagebacked securities (MBS)), money market instruments issued primarily by the PRC or by companies (i) having their registered office, or (ii) carrying on a major part of their commercial activity, or (iii) as holding companies owning predominant interests in companies with their registered office in the PRC.

The Fund is actively managed and well diversified.

PERFORMANCE EVOLUTION USD (NET OF FEES)



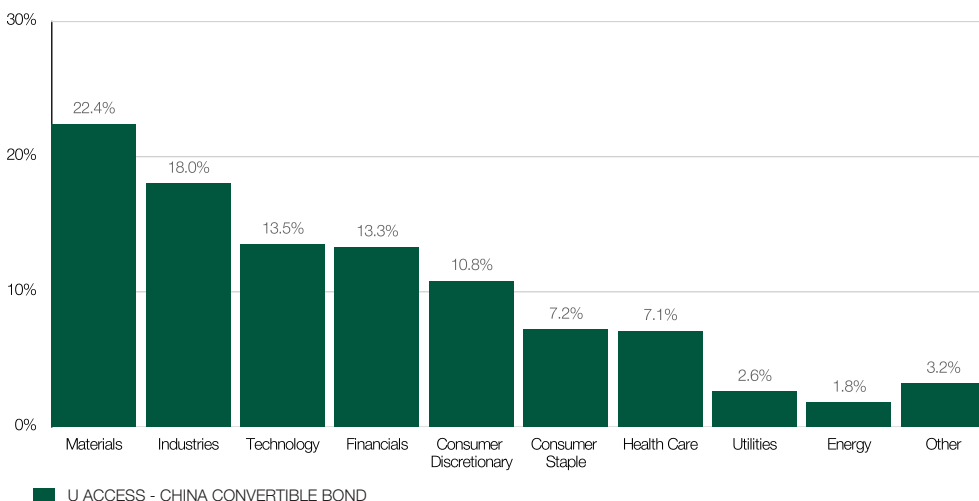
Performance over 10 years or since inception. Source of data: UBP. Exchange rate fluctuations can have a positive or a negative impact on performance. Past performance is not a reliable indicator of future results. The value of investments can fall as well as rise.

PERFORMANCE HISTORY USD (NET OF FEES)

	July 2024	YTD	2023	2022	2021		
U ACCESS - CHINA CONVERTIBLE BOND	-2.35 %	-2.18 %	-1.46 %	-10.53 %	24.06 %		
	3 months	6 months	1 year	3 years	5 years	10 Years	Since inception
U ACCESS - CHINA CONVERTIBLE BOND	-5.13 %	-0.59 %	-9.96 %	-4.09 %			7.00 %

Since launch. Source of data: UBP. Exchange rate fluctuations can have a positive or a negative impact on performance. Past performance is not a reliable indicator of future results. The value of investments can fall as well as rise. Past performance figures are stated in the currency of the share class and calculated with dividends reinvested; they are free of ongoing charges. The calculation does not take into account sales commissions and other fees, taxes and applicable costs to be paid by the investor. For example, with an investment of EUR 100, the actual investment would amount to EUR 99 in the case of an entrance fee of 1%. At investor level, additional costs may also be incurred (e. g. front-end load or custody fee charged by the financial intermediary).

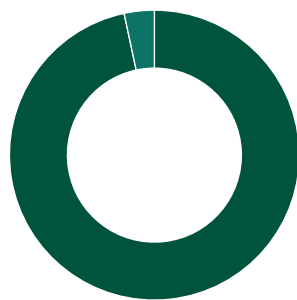
SECTOR BREAKDOWN



Source of data: UBP

U ACCESS - CHINA CONVERTIBLE BOND

COUNTRY BREAKDOWN



Source of data: UBP

MAIN HOLDINGS

Asset	Sector	Fund weight
LIQUN CIAL GROUP CV FL.R 20-26 01/04A		1.2%
BANK OF NANJING -27 15/06A		1.1%
BANK OF CHENGDU 0.2000 22-28 03/03A		1.0%
TL JINGDA MAGNET CV FL.R 20-26 19/08A		1.0%
GUANGXI LIUGONG MACH 0.20 23-29 27/03A		1.0%
ANHUI PROVINCE NATURAL 0.2 21-27 08/11A		1.0%
JIANGSU EASTERN SHENGH 0.2 21-27 11/11A		1.0%
HENAN LANTIAN GAS CV FL.R 23-29 15/08A		0.9%
QILU BANK CO LTD 0.20 22-28 29/11A		0.8%
JINKO SOLAR CV 0.2 23-29 20/04A		0.7%

Source of data: UBP

PORTFOLIO COMPOSITION - MONTHLY EVOLUTION

	July	June	May	April	March
Weight of the top ten holdings	9.78 %	11.11 %	10.16 %	10.01 %	9.72 %
Number of holdings	166	170	178	174	180

Source of data: UBP

ADMINISTRATION

Management Company

UBP Asset Management (Europe) S.A., 287-289, route d'Arlon, L-1150 Luxembourg

Global distributor

Union Bancaire Privée, UBP SA, 96-98 rue du Rhône, CH-1211 Geneva 1

Custodian bank

CACEIS Bank Luxembourg Branch, 5, allée Scheffer, L-2520 Luxembourg

Auditor

BNP Paribas Securities Services Luxembourg Branch 60 avenue J.F. Kennedy, L-1855 Luxembourg

Auditor

Deloitte Audit S.à.r.l, 20 Boulevard de Kockelscheuer, L-1821 Luxembourg

REGISTRATION AND DOCUMENTATION

Countries where Distribution is Authorised

Depending on the country, certain share classes may or may not be registered for public distribution. The registered share classes are recorded in a Key Investor Information Document (KIID). Investors are invited to inform themselves about the registered share classes or to request copies of the relevant KIIDs from the fund's headquarters, the general distributor (Union Bancaire Privée, UBP SA, Geneva), or from the local representative for their country.

Registered office	UBP Asset Management (Europe) S.A., 287-289, route d'Arlon, L-1150 Luxembourg
Representatives	
Austria	Erste Bank der Österreichischen Sparkassen AG, 21 Graben, A-1010 Wien
France	Caceis Bank, 1-3, Place Valhubert, F-75206 Paris Cedex 13
Italy	State Street Bank S.p.A., con sede legale in Via Ferrante Aperti, 10, 20125 Milano Allfunds Bank S.A., via Santa Margherita 7, I-20121 Milano BNP Paribas Securities Services, Succursale di Milano, con sede in Milano, Piazza Lina Bo Bardi, 3
Singapore	Union Bancaire Privée, UBP SA, Singapore branch, Level 38, One Raffles Quay, North Tower, Singapore 048583
Spain	Allfunds Banks S.a., 57 Nuria, E-28034 Madrid UBP Gestion Institucional S.A., Avenida Diagonal 520 2º, 2a-B, E-08006 Barcelona
Sweden	"MFEX Mutual Funds Exchange AB, Linnégatan 9-11, SE Stockholm 114 47 Skandinaviska Enskilda Banken AB (PUBL) ("SEB"), 106 40 Stockholm"
Switzerland	Union Bancaire Privée, UBP SA, 96-98 rue du Rhône, CH-1211 Genève 1
United Kingdom	Union Bancaire Privée, Seymour Mews House, 26-37 Seymour Mews, London, W1H 6BN
OTHER COUNTRIES	Countries where distribution is authorised : Finland, Chile

GLOSSARY

Benchmark

Index used as basis for measuring the performance of an investment fund. Also called reference index or comparison index.

Derivatives

Derivatives are financial instruments whose prices depend on the price movements in a reference variable, known as the underlying. Underlying assets may be shares, equity indices, government bonds, currencies, interest rates, commodities like wheat and gold, or also swaps. Derivative financial instruments may be unconditional forward transactions or they may be options. They are traded either on futures and options exchanges on standardised terms, or over-the-counter (OTC) on freely negotiated terms. Changes in the price of the underlying lead in certain situations to considerably higher price fluctuations in the derivative. Derivatives can be used to hedge against financial risks, to speculate on price changes (trading) or to take advantage of price differences between markets (arbitrage).

Duration

Duration is the average time to payout. This key figure is used to measure the influence of interest rate movements on the price of a bond or bond fund. Duration is defined in years (e. g. 3-year duration means that the value of a bond would increase by 3% if interest rates fall by 1% and vice versa).

THIS IS A MARKETING DOCUMENT. It reflects the opinion of Union Bancaire Privée, UBP SA or any entity of the UBP Group (hereinafter "UBP") as of the date of issue. It is not intended for distribution, publication, or use in any jurisdiction where such distribution, publication, or use would be unlawful, nor is it directed at any person or entity at which it would be unlawful to direct such a document.

This document has been made on a best-effort basis, is furnished for information purposes only and does not constitute an offer or a recommendation to purchase or sell any security, unless otherwise provided for in the present disclaimer. The opinions herein do not take into account individual investors' circumstances, objectives, or needs. Each investor must make his own independent decisions regarding any securities or financial instruments mentioned herein. Before entering into any transaction, each investor is urged to consider the suitability of the transaction in relation to his particular circumstances and to independently review, with professional advisors as necessary, the specific risks incurred, in particular at financial, regulatory and tax levels.

The information and analysis contained herein has been based on sources believed to be reliable. However, UBP does not guarantee its timeliness, accuracy, or completeness, nor does it accept any liability for any loss or damage resulting from its use. All information and opinions are subject to change without notice. **PAST PERFORMANCE IS NO GUARANTEE OF CURRENT OR FUTURE RETURNS.** This document has not been produced by UBP's financial analysts and is not to be considered as financial research. The investments mentioned herein may be subject to risks that are difficult to quantify and to integrate into the valuation of investments.

The present document constitutes neither an offer nor a solicitation to subscribe for shares in the fund(s) or sub-fund(s) mentioned, in any jurisdiction where such an offer or solicitation would not be authorised, or to any person to whom it would be unlawful to make such an offer or solicitation. It does not replace the prospectus or any other legal documents that can be obtained free of charge from the registered office of the funds.

The present document constitutes neither an offer nor a solicitation to subscribe for shares in the fund(s) or sub-fund(s) mentioned, in any jurisdiction where such an offer or solicitation would

U ACCESS - CHINA CONVERTIBLE BOND

not be authorised, or to any person to whom it would be unlawful to make such an offer or solicitation. It does not replace the prospectus or any other legal documents that can be obtained free of charge from the registered office of the funds.

Any subscriptions not based on the fund's latest prospectus, KIID or annual or semi-annual reports shall not be acceptable. This document is confidential and intended only for the use of the person to whom it was delivered. This document may not be reproduced (in whole or in part) or delivered to any other person without the prior written approval of UBP.

The Swiss representative and paying agent is Union Bancaire Privée, UBP SA, 96-98, rue du Rhône, P.O. Box 1320, 1211 Geneva 1, Switzerland (UBP). The prospectus, articles of association, KIID and annual and semi-annual reports may be obtained free of charge from UBP as well as from UBP Asset Management (Europe) SA, 287-289 route d'Arlon, 1150 Luxembourg, Grand Duchy of Luxembourg.

In Switzerland, UBP is authorised and regulated by the Swiss Financial Market Supervisory Authority (FINMA); in the United Kingdom, it is authorised by the Prudential Regulation Authority (PRA) and regulated by the Financial Conduct Authority (FCA).