

# Pictet CH - Enhanced Liquidity EUR - P dy

## INVESTMENT OVERVIEW

### Objective

Generate a stable return and preserve the value of your investment.

### Reference Index

FTSE EUR 6-Month Eurodeposit (EUR), an index that does not take ESG factors into account.

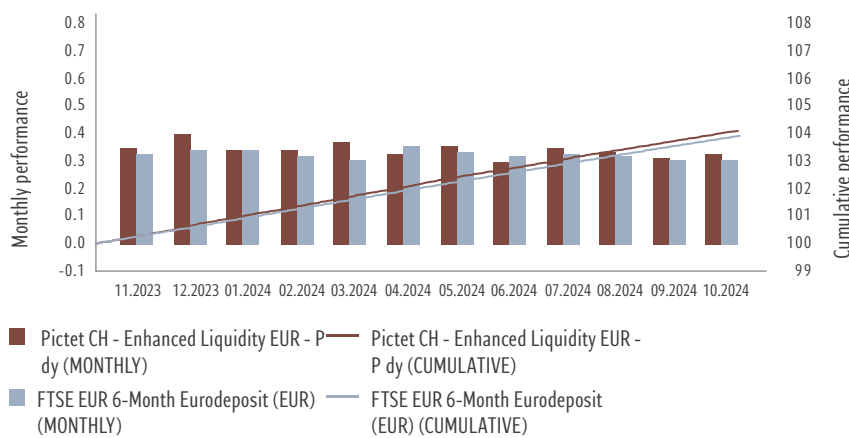
### Portfolio Assets

The fund invests primarily in money market instruments and bonds with short maturities and high ratings. These investments are denominated or hedged in euros so that the exchange rate risk is non-existent or limited.

### Investment Process

To actively manage the fund, the investment manager uses market, interest rate and credit risk analysis to select securities that it believes offer the best risk-adjusted returns. The fund is not sustainably managed; the manager is likely to invest in issuers with low ESG profiles. However, it takes into account the ESG characteristics of issuers when selecting and weighting them.

### Past 12-month performance (Net of fees\*)



Current index: FTSE EUR 6-Month Eurodeposit (EUR) valid from 01.01.2011  
 From 23.06.2005 to 01.01.2011: FTSE EUR 1-Month Eurodeposit (EUR)

Source: Pictet Asset Management

\*Including actual ongoing charges and excluding subscription/redemption fees and taxes borne by the investor

## PERFORMANCE DISCLOSURES

The published performance represents past data. Past performance may not be a reliable guide to future performance. There is no guarantee that the same yields will be obtained in the future. The value and income of any of your

investments may fluctuate with market conditions and may lose some or all its value. The fund may be affected by changes in currency exchange rates, which can have an adverse effect on the value or income of the fund.

Monthly factsheet  
 Marketing material

Data as at 31.10.2024

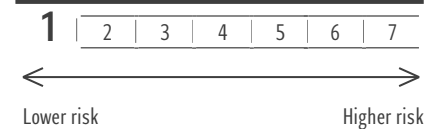
### At a glance

|                             |             |
|-----------------------------|-------------|
| NAV/share                   | EUR 970.18  |
| Fund size                   | EUR 720 mio |
| Current yield (net of fees) | 3.04%       |
| WAM (days)                  | 53          |
| WAL (days)                  | 231         |

### SFDR Classification<sup>1</sup>

|          |         |         |
|----------|---------|---------|
| Article  | Article | Article |
| <b>6</b> | 8       | 9       |

### Risk category SRI<sup>2</sup>



### General information

|                                |                                    |
|--------------------------------|------------------------------------|
| Legal form                     | Sub-fund of a contractual fund     |
| Regulatory status              | Securities fund                    |
| Money Market Category          | Standard Money Market Fund         |
| NAV Type                       | VNAV                               |
| Fund Rating                    | Not rated                          |
| Domicile                       | Switzerland                        |
| Inception date                 | 23.06.2005                         |
| Launch date                    | 29.01.2015                         |
| Share class currency           | EUR                                |
| Compartment currency           | EUR                                |
| Dividend                       | Distributed                        |
| Dividend frequency             | Yearly                             |
| ISIN                           | CH0021732505                       |
| Bloomberg                      | PEURCPP SW                         |
| Reference index                | FTSE EUR 6-Month Eurodeposit (EUR) |
| Order deadline                 | T CET 12:00                        |
| Settlement (Sub/Red)           | T+1                                |
| NAV calculation                | Daily                              |
| Min. investment horizon (days) | 180                                |

1. Equivalence determined based on the investment policy. Refer to the Glossary.

2. The source of the SRI is the latest published KID of the share class. Please, refer to the Risk Considerations for more information.

### Management team

Philippe Billot, Sylvian Mauron  
 Pictet Asset Management SA

UCITS AND NON-UCITS DO NOT HAVE A GUARANTEED RETURN AND PREVIOUS RETURNS DO NOT GUARANTEE FUTURE ONES  
 Don't take unnecessary risks. Read the prospectus and the Key Investor Information Document before investing



## Effective Fees

|                                   |       |
|-----------------------------------|-------|
| Ongoing Costs <sup>1</sup>        | 0.27% |
| Entry and exit Costs <sup>2</sup> | -     |

Source: Pictet Asset Management

1. Please refer to the glossary for definition and to the Performance Fees Calculation Method, if any.

2. We do not charge an entry or exit fee, however the person selling you the product may charge you up to a maximum of 5% for entry fee, up to 1% as an exit fee and up to 0% as a conversion fee.

## Portfolio characteristics

| AS AT END OF OCTOBER 2024                |       |
|--|-------|
| Annualised volatility (%) (OVER 3 YEARS) | 0.59  |
| Dividend (15.11.2023)                    | 23.60 |
| Number of positions                      | 81    |

Source: Pictet Asset Management

## PERFORMANCE

### Cumulative (%)

|                 | YTD  | 1 MONTH | 3 MONTHS | 6 MONTHS | 1 YEAR | 2 YEARS | 3 YEARS | 5 YEARS | SINCE INC. |
|-----------------|------|---------|----------|----------|--------|---------|---------|---------|------------|
| Fund            | 3.34 | 0.32    | 0.96     | 1.95     | 4.10   | 7.16    | 6.60    | 5.79    | 17.85      |
| Reference index | 3.23 | 0.30    | 0.92     | 1.89     | 3.91   | 6.83    | 6.48    | 5.45    | 22.71      |

### Calendar Year (%)

|                 | 2023 | 2022  | 2021  | 2020  | 2019  | 2018  | 2017  | 2016  | 2015  | 2014 |
|-----------------|------|-------|-------|-------|-------|-------|-------|-------|-------|------|
| Fund            | 3.36 | -0.10 | -0.49 | -0.30 | -0.32 | -0.47 | -0.38 | -0.16 | -0.05 | 0.22 |
| Reference index | 3.27 | -0.02 | -0.58 | -0.41 | -0.38 | -0.38 | -0.34 | -0.20 | 0.04  | 0.26 |

### Annualised (%)

|                 | 1 YEAR | 3 YEARS | 5 YEARS | SINCE INC. |
|-----------------|--------|---------|---------|------------|
| Fund            | 4.10   | 2.15    | 1.13    | 0.85       |
| Reference index | 3.91   | 2.11    | 1.07    | 1.06       |

Past performance may not be a reliable guide to future performance. All forms of investment involve risk. The value of investments and the income derived from them is not guaranteed and it can fall as well as rise and you may not get back the original amount invested. Please refer to the Risk Considerations and to the prospectus for more information.

## RISK CONSIDERATIONS

The summary risk indicator is a guide to the level of risk of this product compared to other products. It shows how likely it is that the product will lose money because of movements in the markets or because we are not able to pay you. The risk indicator assumes you keep the product for 1 years. The actual risk can vary significantly if you cash in at an early stage and you may get back less. This product may be exposed to further risks that are not included in the Summary Risk Indicator, for example:

- Currency risk: where your reference currency differs from the currency of the share class, you will receive payments in a different currency, so the final return you will get depends on the exchange rate between the reference currency and your local currency.
- Financial derivatives risk: the leverage resulting from derivatives amplifies losses in certain market conditions.
- Sustainability risk: the risk arising from any environmental, social or

governance events or conditions that, were they to occur, could cause a material negative impact on the value of the investment.

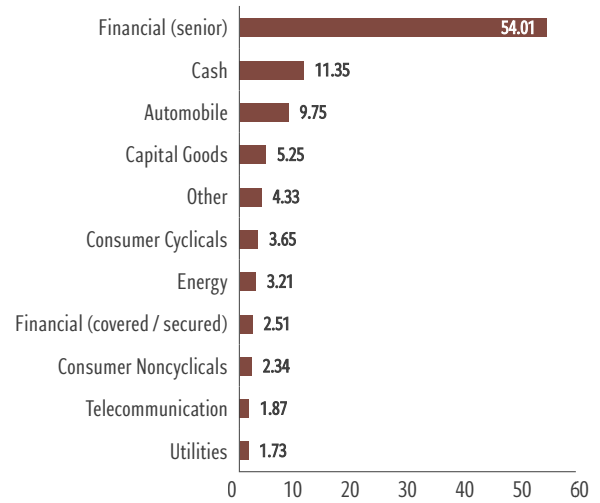
Further information can be found in the prospectus. This product does not include any protection from future market performance so you could lose some or all of your investment.

## PORTFOLIO BREAKDOWN

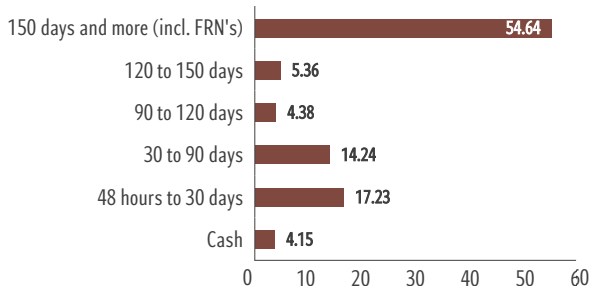
### Top 10 Bonds (% of asset)

|  |      |
|--|------|
| Fr Standard Chart 12.09.2025 'Emtn' Sr       | 3.66 |
| Fr Bnp Paribas 20.03.2026 'Emtn' Sr          | 2.70 |
| Fr Vinci Sa 13.05.2026 'Emtn' Sr             | 2.08 |
| Fr Deutsche Bank Ag 11.07.2025 'Emtn' Sr     | 2.04 |
| Fr Ubs Ag London 12.04.2026 'Emtn' Sr        | 2.04 |
| Fr Banq Fed Crd Mut 08.09.2025 'Emtn' Sr     | 1.98 |
| Fr Caterpillar Finl 08.12.2025 'Emtn' Sr     | 1.90 |
| Ck Hutchison E F 1.25% 13.04.2025 Sr         | 1.84 |
| Toyota Fin Austr 3.799% 18.08.2025 'Emtn' Sr | 1.76 |
| Fr Natwest Markets 09.01.2026 'Emtn' Sr      | 1.75 |

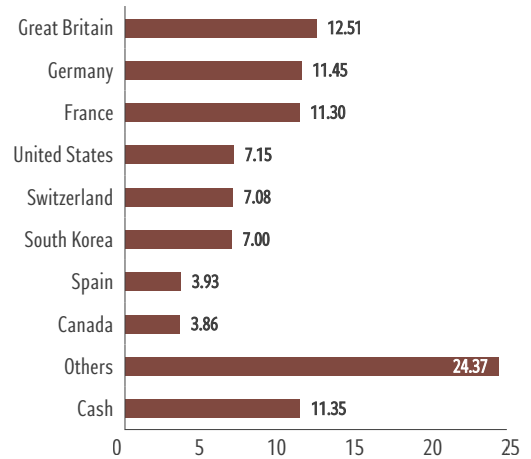
### Economic sector (% of asset)



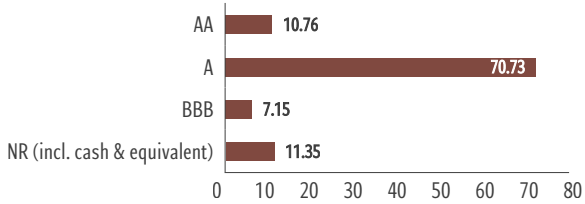
### Maturity profile (% of asset)



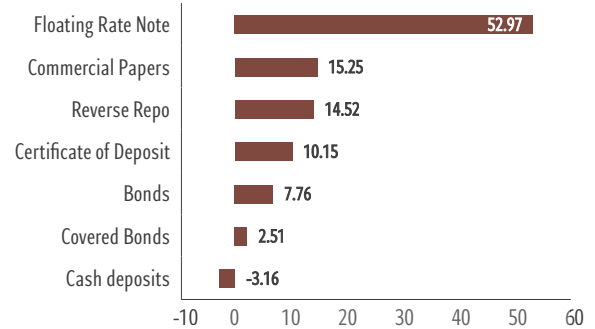
### Risk Country (% of asset)



### Ratings breakdown (% of asset)



### Instruments breakdown (% of asset)



Source: Pictet Asset Management

## FINANCIAL GLOSSARY



### **SFDR Classification Article 6**

Investments that integrate ESG factors in their decision process in order to enhance their risk-return profile. Portfolios may invest in securities with high sustainability risks.

### **Conversion fee**

Fee paid for the transfer of shares of one unit/share class to another unit/share class.

### **Standard deviation and annualised volatility**

Annualised volatility is a risk indicator showing the extent of the price fluctuations of a security or fund unit compared to its average price over a given period. The higher the volatility, the greater the fluctuations.

### **Inception date**

The inception date is the date taken into account for the start of performance calculation. On the launch date, all assets of Pictet CH - Enhanced Liquidity EUR - P dy, a Luxembourg-registered sub-fund, were transferred to the current sub-fund in exchange for shares of the current sub-fund. The performance of Pictet CH - Enhanced Liquidity EUR - P dy was used for the period from the inception date to the launch date.

### **Launch date**

The launch date is the date when the sub-fund was activated in its current legal status.

### **Order deadline**

Deadline for remittance of orders to the transfer agent in Luxembourg as set out in the relevant annexes to the prospectus. You may be required to submit your orders to your financial advisor or fund distributor by an earlier cut-off time.

### **Rating**

The rating is a score awarded by rating agencies reflecting their opinion on the creditworthiness of an issuer.

### **Weighted average life (WAL)**

WAL stands for 'Weighted Average Life'. It is used as an indication of credit risk.

### **Weighted average maturity (WAM)**

WAM stands for 'Weighted Average Maturity'. It is used as an indication of interest rate risk.

### **Variable Net Asset Value (VNAV)**

Variable Net Asset Value (VNAV) funds are MMFs in which investors purchase or redeem units in the fund at a variable net asset value. VNAV funds may be categorised as either Short Term or Standard MMFs.

### **Ongoing Costs**

The ongoing charges figure is based on expenses for the last 12 months. This figure may vary from year to year. It includes the management fees and other administrative or operating costs. It excludes performance fees and portfolio transaction costs, except in the case of an entry/exit charge paid by the Compartment when buying or selling units/shares in another collective investment undertaking. For funds created less than 12 months ago, future costs are estimated.

### **SRI**

The Summary Risk Indicator (SRI) is defined by the PRIIPs regulation and is designed to show the relative risk of a product, using a combination of market and credit risk measures.



## Management Company

Pictet Asset Management S.A.  
www.assetmanagement.pictet

### Important information

For the purposes of this marketing material, “the Fund” means the sub-fund of the fund referred to at the top of page 1 and “the share” designates either “the unit” or “the share”, depending on the legal form of the fund. The promoted fund concerns the acquisition of units or shares in a fund, and not in a given underlying asset such as building or shares of a company, as these are only the underlying assets owned by the fund. This marketing material is issued by the Fund Management Company, Pictet Asset Management S.A., a company authorized and regulated by the Swiss regulator “Financial Market Supervisory Authority FINMA”. It is neither directed to, nor intended for distribution or use by, any person or entity who is a citizen or resident of or located in any locality, state, country or jurisdiction where such distribution, publication, availability or use would be contrary to law or regulation. The information and data presented in this document are not to be considered as an offer or solicitation to buy, sell or subscribe to any securities or financial instruments or services. It cannot be used as a basis for subscription and does not form part of a contract. The latest version of the fund’s prospectus, Pre-Contractual Disclosures (PCD) when applicable, Key Information Document, annual and semi-annual reports must be read before investing. They are available free of charge in English on [www.assetmanagement.pictet](http://www.assetmanagement.pictet) or in paper copy at Pictet Asset Management S.A., route des Acacias 60, CH-1211 Geneva 73, or at the office of the Fund local agent, distributor or centralizing agent if any. The KID is also available in the local language of each country where the compartment is registered. The prospectus and the annual and semi-annual reports may also be available in other languages, please refer to the website for other available languages. Only the latest version of these documents may be relied upon as the basis for investment decisions. The summary of investors rights (in English and in the different languages of our website) is available here and at [www.assetmanagement.pictet](http://www.assetmanagement.pictet) under the heading “Resources”, at the bottom of the page. The list of countries where the Fund is registered can be obtained at all times from Pictet Asset Management S.A., which may decide to terminate the arrangements made for the marketing of the Fund or compartments of the Fund in any given

country. In Switzerland, the representative agent is Pictet Asset Management S.A. and the paying agent is Banque Pictet & Cie S.A. Pictet Asset Management S.A. has not taken any steps to ensure that the securities referred to in this document are suitable for any particular investor and this document is not to be relied upon in substitution for the exercise of independent judgment. Tax treatment depends on the individual circumstances of each investor and may be subject to change in the future. Before making any investment decision, investors are recommended to ascertain if this investment is suitable for them in light of their financial knowledge and experience, investment goals and financial situation, or to obtain specific advice from an industry professional. Top 10 holdings do not represent the full portfolio. There is no guarantee that these securities will be held in the future and you should not assume that investment in the securities listed was, or will be profitable. Any reference to a ranking, a rating or an award provides no guarantee for future performance results and is not constant over time. For hedged share classes, only the compartment's consolidation currency is hedged into the share class currency. Foreign exchange exposure, resulting from assets in the portfolio which are not denominated in the consolidation currency, can remain. NAVs relating to dates on which shares are not issued or redeemed (“non-trading NAVs”) in your country may be published here. They can only be used for statistical performance measurements and calculations or commission calculations and cannot under any circumstances be used as a basis for subscription or redemption orders. Performance is shown based on the share class NAV per share (in the share class currency) with dividends reinvested (for distributing share classes), including actual ongoing charges, and excluding subscription/redemption fees and taxes borne by the investor. Inflation was not taken into account. As a subscription fee calculation example, if an investor invests EUR 1000 in a fund with a subscription fee of 5%, he will pay to his financial intermediary EUR 47.62 on his investment amount, resulting with a subscribed amount of EUR 952.38 in fund shares. In addition, potential account keeping costs (by your custodian) may reduce the performance. Indices do not include fees or operating expenses and you cannot invest in them.

The decision to invest in the promoted fund should take into account all the characteristics or objectives of the promoted fund as described in its prospectus, or in the information which is to be disclosed to investors.

Pictet Asset Management retains full discretion over the implementation of exclusion criteria and reserves

the right to deviate from third-party information on a case-by-case basis. For more information, please refer to the Pictet Asset Management Responsible Investment Policy.

For passive strategies exclusions are implemented to the extent portfolio structure, weight deviations, volatility and performance are not materially affected.

The Fund is not a guaranteed investment vehicle. An investment in a money market fund is different from an investment in deposits, there is in particular a risk that the principal invested in a money market fund is capable of fluctuation.

The Fund does not rely on external support for guaranteeing the liquidity of the money market fund or stabilising the NAV per unit or share and the risk of loss of the principal is to be borne by the investor. Source: FTSE Fixed Income LLC (“FTSE FI”) @ FTSE FI2024. “FTSE®” is a trade mark of the London Stock Exchange Group companies and is used by FTSE FI under license. All rights in the FTSE FI indices vest in FTSE FI and/or its licensors. Neither FTSE FI nor its licensors accept any liability for any errors or omissions in the FTSE FI indices or underlying data and no party may rely on any FTSE FI indices or underlying data contained in this communication. No further distribution of FTSE FI data is permitted without FTSE FI’s express written consent. FTSE FI does not promote, sponsor or endorse the content of this communication.

For Singapore: the investment which is the subject of this material is not authorised or recognised by the Monetary Authority of Singapore and is not allowed to be offered to the retail public. This material is not a prospectus as defined in the Securities and Futures Act. Accordingly statutory liability under that Act in relation to the content of prospectuses would not apply. You should consider carefully whether the investment is suitable for you. The sale of shares of the Fund may be restricted in certain jurisdictions. In particular shares may not be offered or sold, directly or indirectly in the United States or to U.S. Persons, as is more fully described in the Fund’s Prospectus. Further details may be obtained from the Fund’s distributor.

UK office: Pictet Asset Management Ltd, Moor House, Level 11 120 London Wall London EC2Y 5ET UNITED KINGDOM. Authorized and regulated by the Financial Conduct Authority. Registered in England N° 181966.

No part of this material may be copied or redistributed without Pictet Asset Management prior written consent.

©2024 Pictet

UCITS AND NON-UCITS DO NOT HAVE A GUARANTEED RETURN AND PREVIOUS RETURNS DO NOT GUARANTEE FUTURE ONES  
Don't take unnecessary risks. Read the prospectus and the Key Investor Information Document before investing