

## Pictet CH - Global Equities - I dy USD

### INVESTMENT OVERVIEW

#### Objective

To replicate a performance comparable to the benchmark.

#### Reference Index

MSCI World, an index that does not take environmental, social or governance (ESG) factors into account.

#### Portfolio Assets

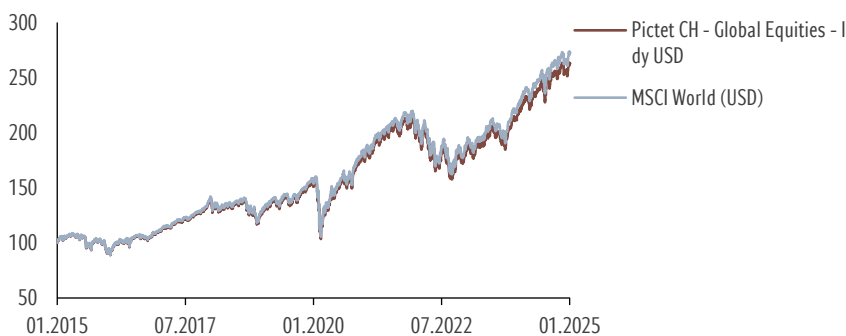
The fund invests in equities of developed market companies included in the

benchmark.

#### Investment Process

For passive management of the fund, the manager aims to minimize the difference between the portfolio's performance and that of the benchmark by using an optimized sampling method (creating a portfolio of assets with characteristics similar, but not always identical, to the benchmark).

### Value of 100 USD invested since 30.01.2015 (Net of fees\*)



Current index: MSCI World (USD) valid from 05.04.2004

Source: Pictet Asset Management

\*Including actual ongoing charges and excluding subscription/redemption fees and taxes borne by the investor.

### PERFORMANCE DISCLOSURES

The published performance represents past data. Past performance may not be a reliable guide to future performance. There is no guarantee that the same yields will be obtained in the future. The value and income of any of your

investments may fluctuate with market conditions and may lose some or all its value. The fund may be affected by changes in currency exchange rates, which can have an adverse effect on the value or income of the fund.

Monthly factsheet  
 Marketing material  
 Data as at 31.01.2025

### At a glance

NAV/share	USD 3 544.50
Fund size (mio)	USD 714
Positions	1393

### SFDR Classification<sup>1</sup>

Article	Article	Article
<b>6</b>	8	9

### Risk category SRI<sup>2</sup>

1	2	3	<b>4</b>	5	6	7
---	---	---	----------	---	---	---

← Lower risk Higher risk →

### General information

Open to Retail Investors	Yes
Legal form	Sub-fund of a contractual fund
Regulatory status	Other funds for traditional investments
Domicile	Switzerland
Inception date	05.04.2004
Share class currency	USD
Compartment currency	USD
Dividend	Distributed
ISIN	CH0017475796
Bloomberg	PLPPGEI SW
Reference index	MSCI World (USD)
Order deadline	T CET 12:00
Settlement date (subscription)	T+1
NAV calculation	Daily
Min. investment horizon (year(s))	5

### Management team

Roland Riat, Jean-Michel Pizuz

1. Equivalence determined based on the investment policy. Refer to the Glossary.  
 2. The source of the SRI is the latest published KID of the share class. Please refer to the Risk Considerations for more information.

UCITS AND NON-UCITS DO NOT HAVE A GUARANTEED RETURN AND PREVIOUS RETURNS DO NOT GUARANTEE FUTURE ONES  
 Don't take unnecessary risks. Read the prospectus and the Key Investor Information Document before investing



## Effective Fees (%)

Ongoing Costs (OCR)	0.42
Performance Fee	-
Max. entry fee <sup>1</sup>	5.00
Max. exit fee <sup>1</sup>	1.00
Max. conversion fee <sup>1</sup>	-

Source: Pictet Asset Management

Please refer to the glossary for definition and to the Performance Fees Calculation Method, if any.

<sup>1</sup>Charged by the distributor.

## Portfolio characteristics

Alpha (over 3 years) %	-0.30
Beta (over 3 years)	1.00
Annualised volatility (over 3 years) %	16.59
Tracking error (over 3 years) %	0.30
Last dividend	34.10
Dividend date	02.12.2024

Source: Pictet Asset Management 31.01.2025

## PERFORMANCE

### Annualised (%)

	1 YEAR	3 YEARS	5 YEARS	SINCE INC.
Fund	21.11	9.22	11.72	7.93
Reference index	21.40	9.54	12.08	8.31

### Cumulative (%)

	YTD	1 MONTH	3 MONTHS	6 MONTHS	1 YEAR	2 YEARS	3 YEARS	5 YEARS	SINCE INC.
Fund	3.51	3.51	5.54	7.99	21.11	41.09	30.28	74.01	390.16
Reference index	3.53	3.53	5.46	8.04	21.40	42.03	31.45	76.85	427.43

### Calendar Year (%)

	2024	2023	2022	2021	2020	2019	2018	2017	2016	2015
Fund	18.26	23.51	-18.45	21.39	15.37	27.12	-9.01	22.21	7.14	-1.33
Reference index	18.67	23.79	-18.14	21.82	15.90	27.67	-8.71	22.40	7.51	-0.87

Source: Pictet Asset Management 31.01.2025

Past performance may not be a reliable guide to future performance. All forms of investment involve risk. The value of investments and the income derived from them is not guaranteed and it can fall as well as rise and you may not get back the original amount invested. Please refer to the Risk Considerations and to the prospectus for more information.

## RISK CONSIDERATIONS

The summary risk indicator is a guide to the level of risk of this product compared to other products. It shows how likely it is that the product will lose money because of movements in the markets or because we are not able to pay you. The risk indicator assumes you keep the product for 5 year(s). The actual risk can vary significantly if you cash in at an early stage and you may get back less. This product may be exposed to further risks that are not included in

the Summary Risk Indicator, for example:

- Currency risk: where your reference currency differs from the currency of the share class, you will receive payments in a different currency, so the final return you will get depends on the exchange rate between the reference currency and your local currency.
- Financial derivatives risk: the leverage resulting from derivatives

amplifies losses in certain market conditions.

- Sustainability risk: the risk arising from any environmental, social or governance events or conditions that, were they to occur, could cause a material negative impact on the value of the investment.

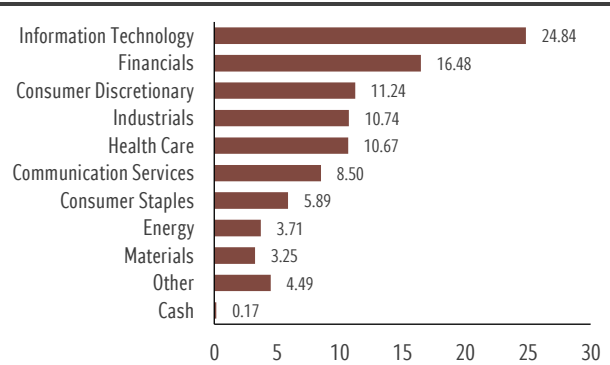
Further information can be found in the prospectus. This product does not include any protection from future market performance so you could lose some or all of your investment.

## PORTFOLIO BREAKDOWN

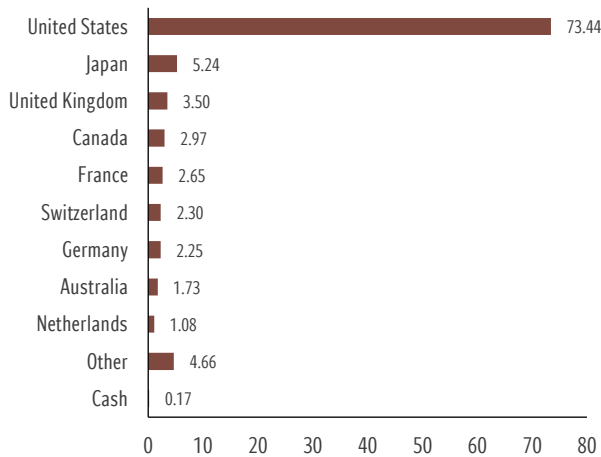
### Top 10 Holdings (% of asset)

Apple Inc	4.95
Nvidia Corp	4.06
Microsoft Corp	4.05
Amazon.Com Inc	3.11
Alphabet Inc	3.08
Meta Platforms Inc	2.09
Tesla Inc	1.61
Broadcom Inc	1.35
Jpmorgan Chase & Co	1.05
Eli Lilly & Co	0.90

### Economic sector (% of asset)



### Risk Country (% of asset)



Source: Pictet Asset Management 31.01.2025

## FINANCIAL GLOSSARY

### Alpha

Alpha shows the percentage performance of a fund above or below that explained by its exposure to the broader market.

### Beta

Beta shows the average extent a fund's return moves relative to the broader market. A fund with a beta above 1 moves on average more than the market and below 1 moves on average less than the market.

### Conversion fee

Fee paid for the transfer of shares of one unit/share class to another unit/share class.

### Inception date

The inception date is the date taken into account for the start of performance calculation. It corresponds to the launch date.

### NAV

An acronym of net asset value.

### Ongoing Costs

The ongoing costs figure is based on expenses for the last 12 months. This figure may vary from year to year. It includes the management fees and other administrative or operating costs. It excludes performance fees and portfolio transaction costs, except in the case of an entry/exit charge paid by the Compartment when buying or selling units/shares in another collective investment undertaking. For funds created less than 12 months ago, future costs are estimated.

### Order deadline

Deadline for remittance of orders to the transfer agent in Luxembourg as set out in the relevant annexes to the prospectus. You may be required to submit your orders to your financial advisor or fund distributor by an earlier cut-off time.

### SFDR Classification Article 6

Investments that integrate ESG factors in their decision process in order to

enhance their risk-return profile.

Portfolios may invest in securities with high sustainability risks.

### SRI

The Summary Risk Indicator (SRI) is defined by the PRIIPs regulation and is designed to show the relative risk of a product, using a combination of market and credit risk measures.

### Standard deviation and annualised volatility

Annualised volatility is a risk indicator showing the extent of the price fluctuations of a security or fund unit compared to its average price over a given period. The higher the volatility, the greater the fluctuations.

### Tracking error

Tracking error shows the standard deviation of the active returns (portfolio return minus benchmark return). It measures how close a fund return is to its benchmark return.



## Management Company

Pictet Asset Management S.A.

route des Acacias 60, CH-1211 Geneva 73

[pictet.com/assetmanagement](http://pictet.com/assetmanagement)

The management company is regulated by the Swiss Financial Market Supervisory Authority FINMA.

### Important information

For the purposes of this marketing material, the Fund means the sub-fund of the fund referred to at the top of page 1 and the share designates either the unit or the share, depending on the legal form of the fund. The promoted fund concerns the acquisition of units or shares in a fund, and not in a given underlying asset such as building or shares of a company, as these are only the underlying assets owned by the fund. This marketing material is issued by the Fund Management Company. It is neither directed to, nor intended for distribution or use by, any person or entity who is a citizen or resident of or located in any locality, state, country or jurisdiction where such distribution, publication, availability or use would be contrary to law or regulation. The information and data presented in this document are not to be considered as an offer or solicitation to buy, sell or subscribe to any securities or financial instruments or services. It cannot be used as a basis for subscription and does not form part of a contract. The latest version of the fund's prospectus, Pre-Contractual Disclosures (PCD) when applicable, Key Information Document (KID), annual and semi-annual reports must be read before investing. They are available free of charge in English on [www.assetmanagement.pictet](http://www.assetmanagement.pictet) or in paper copy at the management company address, or at the office of the Fund local agent, distributor or centralizing agent if any. The KID is also available in the local language of each country where the compartment is registered. The prospectus, the PCT, and the annual and semi-annual reports may also be available in other languages, please refer to the website for other available languages. Only the latest version of these documents may be relied upon as the basis for investment decisions. The summary of investors rights (in English and in the different languages of our website) is available here (<https://am.pictet.com/ch/en/legal-documents-and-notes/summary-of-investor-rights>) and at [www.assetmanagement.pictet](http://www.assetmanagement.pictet) under the heading Resources, at the bottom of the page. The list of countries where the Fund is registered can be obtained at all times from the management company, which may decide to terminate the arrangements made for the marketing of the Fund or compartments of the Fund in any given country. In Switzerland, the representative agent is Pictet Asset Management S.A. and the paying agent is Banque Pictet & Cie S.A. The management company has not taken any steps to ensure that the securities referred to in this document are suitable for any particular investor and this document is not to be relied upon in substitution for the exercise of independent judgment. Tax treatment depends on the individual circumstances of each investor and may be subject to change in the future. Before making any investment decision, investors are recommended to ascertain if this investment is

suitable for them in light of their financial knowledge and experience, investment goals and financial situation, or to obtain specific advice from an industry professional. Top 10 holdings do not represent the full portfolio. There is no guarantee that these securities will be held in the future and you should not assume that investment in the securities listed was, or will be profitable. Any reference to a ranking, a rating or an award provides no guarantee for future performance results and is not constant over time. For hedged share classes, only the compartment's consolidation currency is hedged into the share class currency. Foreign exchange exposure, resulting from assets in the portfolio which are not denominated in the consolidation currency, can remain. NAVs relating to dates on which shares are not issued or redeemed (non-trading NAVs) in your country may be published here. They can only be used for statistical performance measurements and calculations or commission calculations and cannot under any circumstances be used as a basis for subscription or redemption orders. Performance is shown based on the share class NAV per share (in the share class currency) with dividends reinvested (for distributing share classes), including actual ongoing charges, and excluding subscription/redemption fees and taxes borne by the investor. Inflation was not taken into account. As a subscription fee calculation example, if an investor invests EUR 1000 in a fund with a subscription fee of 5%, he will pay to his financial intermediary EUR 47.62 on his investment amount, resulting with a subscribed amount of EUR 952.38 in fund shares. In addition, potential account keeping costs (by your custodian) may reduce the performance. Indices do not include fees or operating expenses and you cannot invest in them. The decision to invest in the promoted fund should take into account all the characteristics or objectives of the promoted fund as described in its prospectus, or in the information which is to be disclosed to investors. Pictet Asset Management retains full discretion over the implementation of exclusion criteria and reserves the right to deviate from third-party information on a case-by-case basis. For more information, please refer to the Pictet Asset Management Responsible Investment Policy. For passive strategies exclusions are implemented to the extent portfolio structure, weight deviations, volatility and performance are not materially affected. For Singapore: the investment which is the subject of this material is not authorised or recognised by the Monetary Authority of Singapore and is not allowed to be offered to the retail public. This material is not a prospectus as defined in the Securities and Futures Act. Accordingly statutory liability under that Act in relation to the content of prospectuses would not apply. You should consider carefully whether the investment is suitable for you. The sale of shares of the Fund may be restricted in certain jurisdictions. In particular shares may not be offered or sold, directly or indirectly in the United States or to U.S. Persons, as is more fully described in the Fund's Prospectus. Further details may be obtained from the Fund's distributor. No part of this material may be copied or redistributed without Pictet Asset Management prior written consent.

The MSCI information may only be used for your internal use, may not be reproduced or disseminated in any form and may not be used as a basis for or a component of any financial instruments or products or indices. None of the MSCI information is intended to constitute investment advice or a recommendation (to make (or refrain from making) any kind of investment decision and may not be relied on as such. Historical data and analysis should not be taken as an indication or guarantee of any future performance analysis, forecast or prediction. The MSCI information is provided on an as is basis and the user of this information assumes the entire risk of any use made of this information. MSCI, each of its affiliates and each other person involved in or related to compiling, computing or creating any MSCI information (collectively, the MSCI Parties " ) expressly disclaims all warranties (including, without limitation, any warranties of originality, accuracy, completeness, timeliness, non-infringement, merchantability and fitness for a particular purpose) with respect to this information. Without limiting any of the foregoing, in no event shall any MSCI Party have any liability for any direct, indirect, special, incidental, punitive, consequential (including, without limitation, fast profits) or any other damages. ([www.msci.com](http://www.msci.com)).

Copyright 2025 Pictet

UCITS AND NON-UCITS DO NOT HAVE A GUARANTEED RETURN AND PREVIOUS RETURNS DO NOT GUARANTEE FUTURE ONES

Don't take unnecessary risks. Read the prospectus and the Key Investor Information Document before investing