



# J. Safra Sarasin

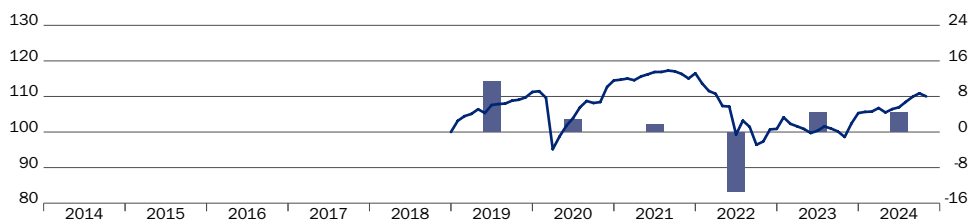
## JSS Sust. Bond - Global High Yield Y CHF acc hedged

Data as of 31. October 2024 | Source: JSS Investmentfonds Ltd | Page 1 of 4

### Fund Portrait

The JSS Sustainable Bond - Global High Yield has the objective of delivering attractive risk-adjusted returns with relatively low volatility by investing primarily in bonds issued by corporations rated below investment grade. The sub-fund follows an active management approach and invests in the global high yield market, including Emerging Markets. The sub-fund uses a bottom-up research driven framework, and we integrate our ESG investing approach throughout the investment process. The Sub-Fund is actively managed without replicating any benchmark. However, the Sub-Fund is managed with reference to ICE BofA Global High Yield Index USD hedged (the "Benchmark").

### Net Performance (in CHF) as of 31.10.2024



left scale:

right scale, annual performance in %:

— Performance indexed

■ Fund

	1 Month	3 Months	YTD	1 year	3 years p.a.	5 years p.a.	10 years p.a.
Fund	-0.77%	1.43%	4.46%	11.57%	-1.84%	0.18%	n.a.
BM	n.a.	n.a.	n.a.	n.a.	n.a.	n.a.	n.a.

	2023	2022	2021	2020	2019	Since Inception
Fund	4.41%	-13.42%	1.76%	2.91%	11.27%	8.87%
BM	n.a.	n.a.	n.a.	n.a.	n.a.	n.a.

Past performance does not guarantee future returns. The performance shown does not take account of any commissions and costs charged when subscribing and redeeming units.

### Top Ten Holdings

1.250% KFW 31.01.25	2.07%	5.125% Organon Fin 30.04.31	1.43%
9.875% Ambipar Lux 06.02.31	1.64%	7.250% QNB Finansbank 21.05.29	1.40%
6.875% Precision Drilling 15.01.29	1.59%	8.481% Reno De Medici 15.04.29	1.31%
8.250% NIBC Bank NV	1.50%	4.500% Renew Wind 14.07.28	1.23%
9.000% Kier Group 15.02.29	1.45%	6.625% Kinetik Hold. 15.12.28	1.23%

Top 10 positions: 14.85%

### Allocation by Rating

3.62%	BBB
3.70%	BBB-
10.39%	BB+
18.01%	BB
22.73%	BB-
13.06%	B+
8.92%	B
5.26%	B-
2.30%	CCC+
12.02%	Other

### Country Allocation

29.86%	USA
9.81%	United Kingdom
6.17%	Brazil
4.53%	Germany
4.33%	Canada
3.63%	India
3.19%	France
2.90%	The Netherlands
2.84%	Finland
32.74%	Other

### Risk and reward profile



The risk and reward category shown is based on historical data and can not be used as a reliable indicator of the future risk profile of the fund. The classification of the fund may change over time and is not a guarantee.

1	2	3	4	5	6	7
---	---	---	---	---	---	---

### Fund Overview

Net asset value per share	108.87
Fund size in millions	168.86
Investment company	J. Safra Sarasin Fund Management (Luxembourg) S.A.
Depository	CACEIS Investor Service Bank S.A., Luxembourg
Portfolio management	AM Bond, Bank J. Safra Sarasin Ltd, Basel
Portfolio manager	G. von Stockum, J. Mishra K. Baker, B. Robaux
Domicile of fund	Luxembourg
ISIN code	LU1711711058
Swiss Sec.-No.	38 962 350
Bloomberg	JSHYCAH LX
Launch date Share class	10 December 2018
Launch date Sub-Fund	27 March 2018
End of fiscal year	April
Ongoing charges*	0.84%
Management fee	0.45%
Reference currency	CHF
Dividend payment	none (reinvesting)
Sales fee	0.0%
Exit charge	0.0%
Legal structure	SICAV
Benchmark (BM)	No representative benchmark available for this fund share class
SFDR classification	Article 8

\*The costs of managing the sub-fund are calculated quarterly in arrears and may vary. Detailed information on these costs and any additional costs can be found in the Sales Prospectus / KID.

### Settlement Details

Subscriptions/Redemptions	daily
Notice Period subs/reds	n.a.
Settlement subs / reds	T+2 / T+2
Order cut-off (CET)	12:00
Swing Pricing	yes
Min. Initial Investment	n.a.

### Statistical Ratios

	Fund
Volatility	7.95%
Beta	n.a.
Sharpe Ratio	-0.32
Information Ratio	n.a.
Tracking Error	n.a.

The statistical ratios are calculated on the basis of the previous months (36 months, basis CHF). Risk-free interest rate: 0.71%

### Bonds Portfolio Ratios

Average Rating	BB-
Modified Duration	3.38
Yield to Worst <sup>(1)</sup>	7.47%

<sup>(1)</sup>Yield in the base currency of the funds



# J. Safra Sarasin

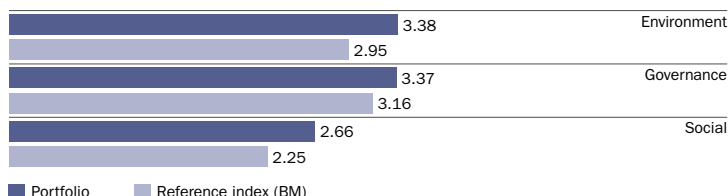
## JSS Sust. Bond - Global High Yield Y CHF acc hedged

Data as of 31. October 2024 | Source: JSS Investmentfonds Ltd | Page 2 of 4

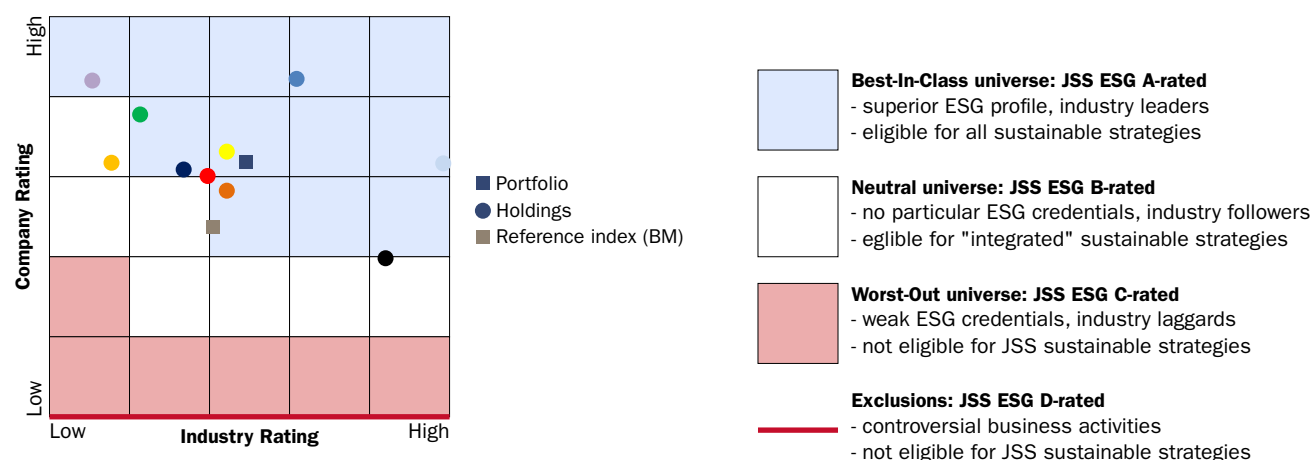
### Sustainable Investing Approaches

Exclusion (negative screening)	✓
ESG Integration	✓
Stewardship	✗
Sustainability-themed	✗
Sustainability Objectives	✗

### Environmental, Social and Governance Scores (ESG Scores)



### J. Safra Sarasin Sustainability Matrix



### Sustainability Ratings of Top 10 Holdings

Company name	Weight	Company Rating	Industry	Industry Rating
1.250% KFW 31.01.25	2.1%	4.2	Supranationals & Development Banks	3.1
9.875% Ambipar Lux 06.02.31	1.6%	3.0	Environmental & Facilities Services	2.0
6.875% Precision Drilling 15.01.29	1.6%	3.2	Oil & Gas Drilling	0.8
8.250% NIBC Bank NV	1.5%	3.3	Diversified Banks	2.2
9.000% Kier Group 15.02.29	1.5%	3.8	Construction & Engineering	1.1
5.125% Organon Fin 30.04.31	1.4%	3.1	Pharmaceuticals	1.7
7.250% QNB Finansbank 21.05.29	1.4%	2.8	Diversified Banks	2.2
8.481% Reno De Medici 15.04.29	1.3%	2.0	Asset Management & Custody Banks	4.2
4.500% Renew Wind 14.07.28	1.2%	3.2	Renewable Electricity	4.9
6.625% Kinetik Hold. 15.12.28	1.2%	4.2	Oil&Gas Storage&Transportation	0.5

### Definitions and Explanations

**Exclusion criteria:** Controversial weapons (biological, chemical and nuclear weapons, cluster munitions and anti-personnel mines), coal, GMO in agriculture and medicine, palm oil, defence and armament, tobacco, adult entertainment, violation of human rights and other UN Global Compact Principles.

**ESG scores:** An issuer's rating is the aggregation of more granular information analysed along the Environmental, Social and Governance pillars (on a scale from 0-5). Comparison at this level and aggregated at portfolio level provides more precise insights on the portfolio's exposure to sustainability risks.

**Sustainability Matrix:** Using our proprietary methodology, companies and industries are rated according to sustainability criteria (on a scale from 0-5). This results in a specific positioning for each company in our Sustainability Matrix, displaying both the sustainability risk exposure of a given industry (industry rating) and the relative ability of a company to mitigate those risks (company rating).

**Sustainability rating of top 10 holdings:** The table shows the company and industry ESG rating (on a scale from 0-5) of the 10 holdings with the highest portfolio weight.

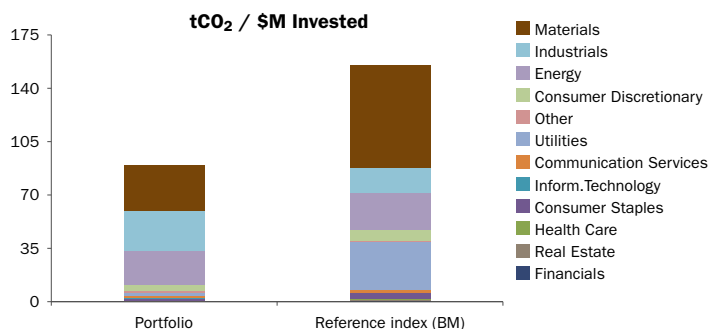


# J. Safra Sarasin

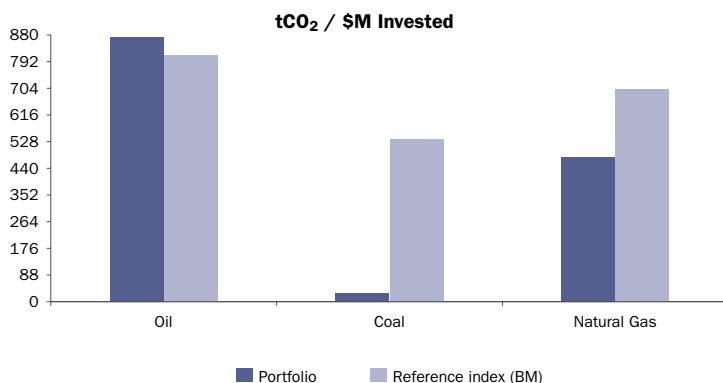
## JSS Sust. Bond - Global High Yield Y CHF acc hedged

Data as of 31. October 2024 | Source: JSS Investmentfonds Ltd | Page 3 of 4

### Carbon Footprint



### Stranded Assets - Potential CO<sub>2</sub> Emissions



### Largest CO<sub>2</sub> Emitters

Company Name	% of Portfolio Footprint	Mitigation Efforts
CSN RESOURCES S.A.	14.7%	average
REORLD HOLDING CORPORATION	13.8%	above average
ENQUEST PLC	9.9%	above average
ERAMET SA	7.6%	above average
CLEARWATER PAPER CORPORATION	4.1%	above average
MOBICO GROUP PLC	3.8%	average
FIRST QUANTUM MINERALS LTD.	3.1%	above average
VERMILION ENERGY INC.	3.1%	high
STENA INTERNATIONAL S.A.	3.0%	above average
KINETIK HOLDINGS LP	2.9%	average

### Definitions and Explanations

**Carbon footprint:** The portfolio's carbon footprint is a function of sector allocation and holdings' carbon intensity. Lowering the footprint vs the benchmark while preserving a sectoral balance is therefore a way to reduce related risks in the portfolio. The portfolio's Scope 1 and 2 footprint is calculated. It is measured in tons of CO<sub>2</sub> equivalent per USD million Enterprise Value Including Cash (EVIC).

**Stranded assets:** The chart shows future CO<sub>2</sub> emissions of fossil fuel reserves owned by the companies held in the portfolio compared to the benchmark. These CO<sub>2</sub> emissions are measured in tons of CO<sub>2</sub> equivalent per USD million Enterprise Value Including Cash (EVIC). In an environment where world leaders have agreed on carbon emissions limitations in order to address climate change issues, the economy needs to respect a global carbon budget. This in turn means that carbon assets (mostly fossil fuel reserves) are becoming stranded. Potential emissions from fossil fuel reserves therefore give insights into stranded asset risks in the portfolio.

**Largest CO<sub>2</sub> emitters and their mitigation efforts:** Climate change is a major risk driver for the entire economy and thus also a focus of political action (COP21 / Paris Agreement, UN Sustainable Development Goal 13, etc.). The way companies approach their carbon emissions (mitigation efforts) is therefore key for the long term success of their own business as well as the ecosystem in which they operate. The metric presented here shows holdings' preparedness and commitment to this challenge.



# J. Safra Sarasin

## JSS Sust. Bond - Global High Yield Y CHF acc hedged

Data as of 31. October 2024 | Source: JSS Investmentfonds Ltd | Page 4 of 4

### Legal notices - Edition Switzerland:

Information for investors in Switzerland: This publication is marketing material for an investment, which has been prepared solely for the information and exclusive use of the recipient in Switzerland. The articles of incorporation as well as the annual and semi-annual reports, prospectus (all in German or English) and/or key information document (KID) are generally (in German, French, Italian and English) available free of charge from J. Safra Sarasin Investmentfonds Ltd. or at <https://jsafrasarasin.com/content/jsafrasarasin/language-masters/de/products/funds-list.html>

The statements in this document neither can be interpreted as investment, tax or other advice nor do they constitute an offer nor an invitation to buy shares of the Sub-Fund, and do not replace individual advice and risk disclosure by a qualified financial, legal and/or tax advisor.

JSS Investmentfonds II SICAV is a UCITS organised as an open-ended investment company (société d'investissement à capital variable – "SICAV") under the law of Luxembourg (the "Fund"), and is regulated by the Commission de Surveillance du Secteur Financier ("CSSF"). The investment described in this document is a sub-fund of JSS Investmentfonds II SICAV (the "Sub-Fund"). Potential investors should consult the key information document (KID), the prospectus and all legally relevant local offering documents before making any investment and, in particular, inform themselves comprehensively about the risks associated with the Sub-Fund. Detailed information about risks and rewards is available in the prospectus or KID of the share classes of the Sub-Fund. Past performance is not indicative of current or future performance.

Performance was calculated on the basis of the net asset value and, if applicable, the reinvested gross dividend. When calculating the performance, all costs charged to the Fund and Sub-Fund were taken into account in order to obtain a net performance. The performance shown does not include (if and where applicable) any commissions and costs incurred at investor level on subscription and redemption of shares. Additional commissions, costs and taxes incurred at investor level have a negative impact on performance. Investments in foreign currencies involve a currency risk, as the return in the investor's currency may be higher or lower due to exchange rate fluctuations. The value of the investor's investment may therefore, as well as for other reasons, increase or decrease. Therefore, there is no guarantee that investors will receive back the full amount of their invested capital upon redemption.

The issuer of this factsheet is not in a position to provide details of any one-off or recurring commissions paid to the bank / by the bank and / or to the fund broker / by the fund broker in connection with this Sub-Fund. Source of performance data: J. Safra Sarasin Investmentfonds AG, Datastream & SIX. All views and forecasts are based on the best of the issuer's knowledge and belief at the time of publication and are subject to change without notice. As some of the information in this publication has been obtained from third parties, the accuracy, completeness and correctness of the information contained in this publication cannot be guaranteed. The list of countries where the Sub-Fund is registered can be obtained from J. Safra Sarasin Investmentfonds Ltd., which may decide to terminate the arrangements made for the marketing of the Fund or Sub-Fund in any given country. Persons domiciled, resident or located in the U.S. or having U.S. citizenship are not permitted to hold shares of the Sub-Fund and it is prohibited to publicly offer, issue or sell these shares to persons domiciled, resident or located in the U.S. or having U.S. citizenship. © J. Safra Sarasin