



J. Safra Sarasin

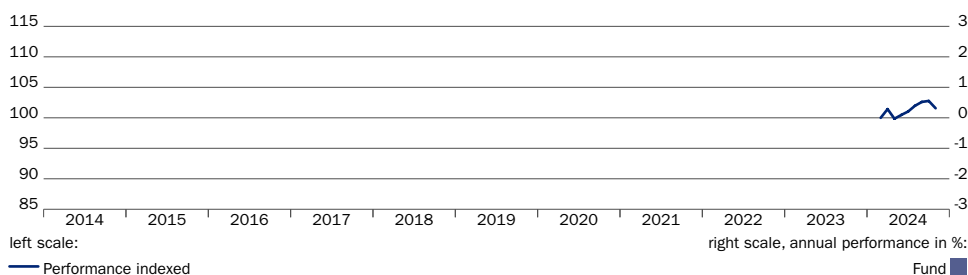
JSS Sustainable Multi Asset - Global Income E EUR H2 acc

Data as of 31. October 2024 | Source: JSS Investmentfonds Ltd | Page 1 of 4

Fund Portrait

The JSS Sustainable Multi Asset - Global Income (formerly JSS Global Allocation) focuses on revenue generating assets with coupons and dividends contributing strongly to the total return. The Fund invests globally across asset classes with a flexible unconstrained oriented approach. The sub-fund seeks to benefit from a large investment opportunity set of liquid global asset classes, whilst diversifying risk across regions, industries and issuers. It will also systematically integrate financially-material ESG aspects throughout the entire investment process, in order to avoid controversial exposures, mitigate ESG risks and harness opportunities. Its flexible asset allocation aims at harvesting the long-term market risk premia and mitigate the downside risks through a risk return driven portfolio construction. The Sub-Fund will be actively managed without replicating any benchmark. The Sub-Fund will be managed without reference to any benchmark.

Net Performance (in EUR) as of 31.10.2024



	1 Month	3 Months	YTD	1 year	3 years p.a.	5 years p.a.	10 years p.a.
Fund	-1.17%	-0.40%	n.a.	n.a.	n.a.	n.a.	n.a.
BM	n.a.	n.a.	n.a.	n.a.	n.a.	n.a.	n.a.

	2023	2022	2021	2020	2019	Since Inception
Fund	n.a.	n.a.	n.a.	n.a.	n.a.	1.71%
BM	n.a.	n.a.	n.a.	n.a.	n.a.	n.a.

Past performance does not guarantee future returns. The performance shown does not take account of any commissions and costs charged when subscribing and redeeming units.

Top Ten Holdings

IBM	1.61%	Emerson Electric	1.31%
1.750% Australia 21.06.31	1.55%	Texas Instruments	1.31%
Home Depot	1.42%	Automatic Data Processing	1.26%
Royal Bank of Canada	1.37%	Gilead Sciences	1.26%
Broadcom Inc	1.31%	Amgen	1.20%

Top 10 positions: 13.60%


Asset Breakdown

Bonds	64.40%
Equities	34.50%
Liqu. (incl. inf. of Deriv)	1.10%

Currency Allocation (including hedging)

EUR	72.50%
USD	22.70%
CHF	2.50%
Übrige	2.30%

Risk and reward profile



1	2	3	4	5	6	7
---	---	---	---	---	---	---

The risk and reward category shown is based on historical data and can not be used as a reliable indicator of the future risk profile of the fund. The classification of the fund may change over time and is not a guarantee.

Fund Overview

Net asset value per share	101.71
Fund size in millions	47.76
Investment company	J. Safra Sarasin Fund Management (Luxembourg) S.A.
Depository	CACEIS Investor Service Bank S.A., Luxembourg
Portfolio management	Bank J. Safra Sarasin Ltd.
Portfolio manager	Sege Alarcon
Domicile of fund	Luxembourg
ISIN code	LU2684849495
Swiss Sec.-No.	129 527 488
Bloomberg	JSGBIEE LX
Launch date Share class	15 February 2024
Launch date Sub-Fund	13 November 2015
End of fiscal year	April
Ongoing charges*	0.95%
Management fee	0.60%
Reference currency	EUR
Dividend payment	none (reinvesting)
Sales fee	max. 3.00%
Exit charge	0.0%
Legal structure	SICAV
Benchmark (BM)	No representative benchmark available for this fund share class
SFDR classification	Article 8

*The costs of managing the sub-fund are calculated quarterly in arrears and may vary. Detailed information on these costs and any additional costs can be found in the Sales Prospectus / KID.

Settlement Details

Subscriptions/Redemptions	daily
Notice Period subs/reds	n.a.
Settlement subs / reds	T+2 / T+3
Order cut-off (CET)	12:00
Swing Pricing	yes
Min. Initial Investment	n.a.

Statistical Ratios

Statistical Ratios	Fund
Volatility	n.a.
Beta	n.a.
Sharpe Ratio	n.a.
Information Ratio	n.a.
Tracking Error	n.a.

The statistical ratios will only be calculated on a reporting period of 36 months or more.



J. Safra Sarasin

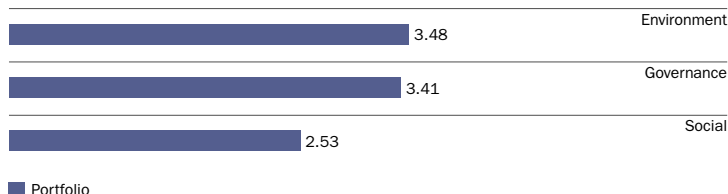
JSS Sustainable Multi Asset - Global Income E EUR H2 acc

Data as of 31. October 2024 | Source: JSS Investmentfonds Ltd | Page 2 of 4

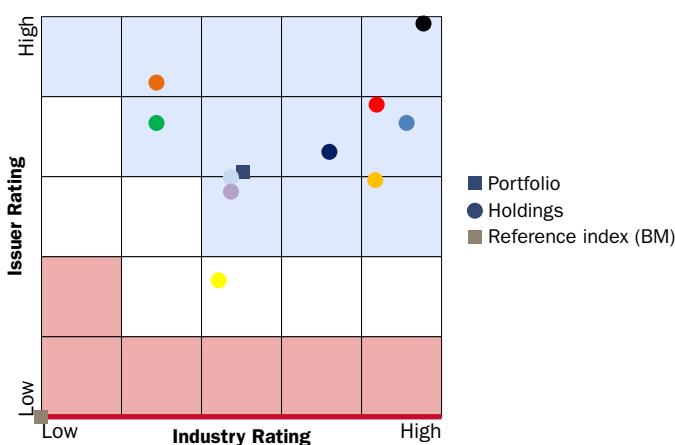
Sustainable Investing Approaches

Exclusion (negative screening)	✓
ESG Integration	✓
Stewardship	✓
Sustainability-themed	✗
Sustainability Objectives	✗

Environmental, Social and Governance Scores (ESG Scores)



J. Safra Sarasin Sustainability Matrix



- Best-In-Class universe: JSS ESG A-rated**
 - superior ESG profile, industry leaders
 - eligible for all sustainable strategies
- Neutral universe: JSS ESG B-rated**
 - no particular ESG credentials, industry followers
 - eligible for "integrated" sustainable strategies
- Worst-Out universe: JSS ESG C-rated**
 - weak ESG credentials, industry laggards
 - not eligible for JSS sustainable strategies
- Exclusions: JSS ESG D-rated**
 - controversial business activities
 - not eligible for JSS sustainable strategies

Sustainability Ratings of Top 10 Holdings

Issuer Name	Weight	Issuer Rating	Industry	Industry Rating
IBM	1.6%	3.7	IT Consulting & Other Services	4.6
1.750% Australia 21.06.31	1.6%	3.9	Countries and Regions	4.2
Home Depot	1.4%	3.0	Home Improvement Retail	4.2
Royal Bank of Canada	1.4%	1.7	Diversified Banks	2.2
Broadcom Inc	1.3%	3.7	Semiconductors	1.4
Emerson Electric	1.3%	3.3	Electrical Components & Equipment	3.6
Texas Instruments	1.3%	4.2	Semiconductors	1.4
Automatic Data Processing	1.3%	4.9	Human Resource & Employment Services	4.8
Gilead Sciences	1.3%	3.0	Biotechnology	2.4
Amgen	1.2%	2.8	Biotechnology	2.4

Definitions and Explanations

Exclusion criteria: Controversial weapons (biological, chemical and nuclear weapons, cluster munitions and anti-personnel mines), coal, GMO in agriculture and medicine, palm oil, defence and armament, tobacco, adult entertainment, violation of human rights and other UN Global Compact Principles.

ESG scores: An issuer's rating is the aggregation of more granular information analysed along the Environmental, Social and Governance pillars (on a scale from 0-5). Comparison at this level and aggregated at portfolio level provides more precise insights on the portfolio's exposure to sustainability risks.

Sustainability Matrix: Using our proprietary methodology, companies and industries are rated according to sustainability criteria (on a scale from 0-5). This results in a specific positioning for each company in our Sustainability Matrix, displaying both the sustainability risk exposure of a given industry (industry rating) and the relative ability of a company to mitigate those risks (company rating).

Sustainability rating of top 10 holdings: The table shows the company and industry ESG rating (on a scale from 0-5) of the 10 holdings with the highest portfolio weight.

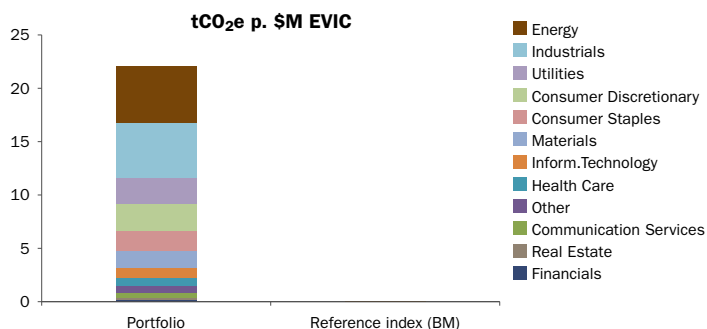


J. Safra Sarasin

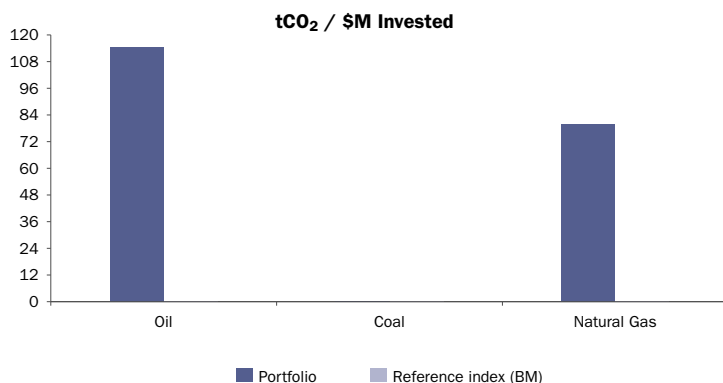
JSS Sustainable Multi Asset - Global Income E EUR H2 acc

Data as of 31. October 2024 | Source: JSS Investmentfonds Ltd | Page 3 of 4

Carbon Footprint



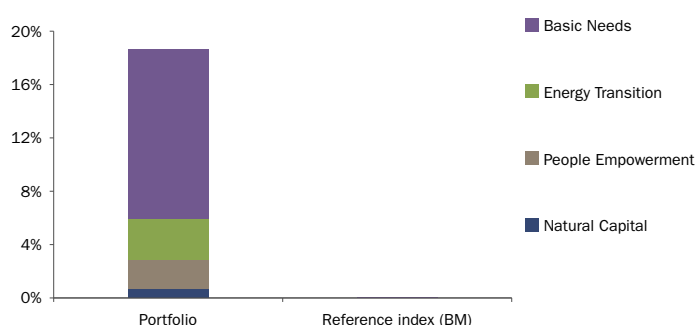
Stranded Assets - Potential CO2 Emissions



Largest CO2 Emitters

Company Name	% of Portfolio Footprint	Mitigation Efforts
TARGA RESOURCES CORP	7.9%	average
MOBICO GROUP PLC	7.8%	average
UNITED PARCEL SERVICE, INC.	5.8%	above average
NATIONAL CENTRAL COOLING COMPANY PJSC	5.2%	below average
TOTALENERGIES SE	4.4%	above average
WESTERN MIDSTREAM OPERATING, LP	4.2%	below average
UPM-KYMMENE OYJ	4.1%	above average
VALLOUREC SA	3.9%	average
AB IGNITIS GRUPE	3.0%	average
COMPAGNIE GEN. DES ETABLISSEM. MICHELIN SCA	2.5%	above average

SDG Monitor - Average share of SDG Revenues



Definitions and Explanations

Carbon footprint: The portfolio's carbon footprint is a function of sector allocation and holdings' carbon intensity. Lowering the footprint vs the benchmark while preserving a sectoral balance is therefore a way to reduce related risks in the portfolio. The portfolio's Scope 1 and 2 footprint is calculated. It is measured in tons of CO2 equivalent per USD million Enterprise Value Including Cash (EVIC).

Stranded assets: The chart shows future CO2 emissions of fossil fuel reserves owned by the companies held in the portfolio compared to the benchmark. These CO2 emissions are measured in tons of CO2 equivalent per USD million Enterprise Value Including Cash (EVIC). In an environment where world leaders have agreed on carbon emissions limitations in order to address climate change issues, the economy needs to respect a global carbon budget. This in turn means that carbon assets (mostly fossil fuel reserves) are becoming stranded. Potential emissions from fossil fuel reserves therefore give insights into stranded asset risks in the portfolio.

Largest CO2 emitters and their mitigation efforts: Climate change is a major risk driver for the entire economy and thus also a focus of political action (COP21 / Paris Agreement, UN Sustainable Development Goal 13, etc.). The way companies approach their carbon emissions (mitigation efforts) is therefore key for the long term success of their own business as well as the ecosystem in which they operate. The metric presented here shows holdings' preparedness and commitment to this challenge.

SDG Monitor - Average share of SDG Revenues: Shows the average share of SDG revenues of the portfolio compared to the benchmark whereby this share is broken down into the following SDG revenue groups: people empowerment, natural capital, energy transition and basic needs.



J. Safra Sarasin

JSS Sustainable Multi Asset - Global Income E EUR H2 acc

Data as of 31. October 2024 | Source: JSS Investmentfonds Ltd | Page 4 of 4

Legal notices - Edition Switzerland:

Information for investors in Switzerland: This publication is marketing material for an investment, which has been prepared solely for the information and exclusive use of the recipient in Switzerland. The articles of incorporation as well as the annual and semi-annual reports, prospectus (all in German or English) and/or key information document (KID) are generally (in German, French, Italian and English) available free of charge from J. Safra Sarasin Investmentfonds Ltd. or at <https://jsafrasarasin.com/content/jsafrasarasin/language-masters/de/products/funds-list.html>

The statements in this document neither can be interpreted as investment, tax or other advice nor do they constitute an offer nor an invitation to buy shares of the Sub-Fund, and do not replace individual advice and risk disclosure by a qualified financial, legal and/or tax advisor.

JSS Investmentfonds II SICAV is a UCITS organised as an open-ended investment company (société d'investissement à capital variable – "SICAV") under the law of Luxembourg (the "Fund"), and is regulated by the Commission de Surveillance du Secteur Financier ("CSSF"). The investment described in this document is a sub-fund of JSS Investmentfonds II SICAV (the "Sub-Fund"). Potential investors should consult the key information document (KID), the prospectus and all legally relevant local offering documents before making any investment and, in particular, inform themselves comprehensively about the risks associated with the Sub-Fund. Detailed information about risks and rewards is available in the prospectus or KID of the share classes of the Sub-Fund. Past performance is not indicative of current or future performance.

Performance was calculated on the basis of the net asset value and, if applicable, the reinvested gross dividend. When calculating the performance, all costs charged to the Fund and Sub-Fund were taken into account in order to obtain a net performance. The performance shown does not include (if and where applicable) any commissions and costs incurred at investor level on subscription and redemption of shares. Additional commissions, costs and taxes incurred at investor level have a negative impact on performance. Investments in foreign currencies involve a currency risk, as the return in the investor's currency may be higher or lower due to exchange rate fluctuations. The value of the investor's investment may therefore, as well as for other reasons, increase or decrease. Therefore, there is no guarantee that investors will receive back the full amount of their invested capital upon redemption.

The issuer of this factsheet is not in a position to provide details of any one-off or recurring commissions paid to the bank / by the bank and / or to the fund broker / by the fund broker in connection with this Sub-Fund. Source of performance data: J. Safra Sarasin Investmentfonds AG, Datastream & SIX. All views and forecasts are based on the best of the issuer's knowledge and belief at the time of publication and are subject to change without notice. As some of the information in this publication has been obtained from third parties, the accuracy, completeness and correctness of the information contained in this publication cannot be guaranteed. The list of countries where the Sub-Fund is registered can be obtained from J. Safra Sarasin Investmentfonds Ltd., which may decide to terminate the arrangements made for the marketing of the Fund or Sub-Fund in any given country. Persons domiciled, resident or located in the U.S. or having U.S. citizenship are not permitted to hold shares of the Sub-Fund and it is prohibited to publicly offer, issue or sell these shares to persons domiciled, resident or located in the U.S. or having U.S. citizenship. © J. Safra Sarasin