

IAM-Global Equity Fund

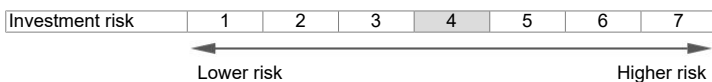
Share class A / Currency CHF

31.07.2024

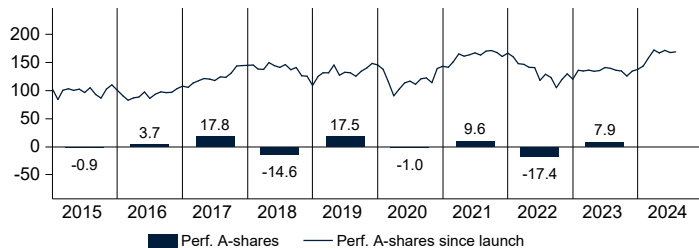
Investment focus and suitability

This fund invests at a global level in the most advanced industrialised countries. Individual instruments are not selected - instead, the overall analysis focuses on the central selection of countries. The objective of the fund is to achieve above-average real-term returns over the long term, while also spreading risk on a broad basis. The investment policy is implemented using country baskets, which offer advantages in terms of risk diversification and liquidity. The fund is denominated in CHF.

Fund classification **Equity Funds: All Caps**



Performance in %



in %	YTD	1M	3M	6M	1Y	3Y p.a.	5Y p.a.	10Y p.a.	since launch p.a.
Fund	13.14	0.47	0.74	10.32	12.25	0.72	3.02	3.88	3.58
Rolling perf.	31.07.2023 - 31.07.2024	31.07.2022 - 31.07.2023	31.07.2021 - 31.07.2022	31.07.2020 - 31.07.2021	31.07.2019 - 31.07.2020				
Fund	12.25	4.58	-12.96	24.61	-8.84				

Past performance is not an indicator of current or future trends. The performance values refer to the net asset value and are calculated without the commission and costs incurred on issue, redemption or swapping (e.g. transaction and custody costs of the investor). The indications are based on figures denominated in CHF. If this currency is different from the currency of the country in which the investor is resident, the return may increase or decrease as a result of currency fluctuations. Indices cannot be purchased directly.

Statistics

Volatility fund/benchmark (%)	13.09 / 14.51 ¹	Tracking Error (%)	5.57 ¹
Information ratio/Sharpe ratio	-0.62 / 0.01 ¹	Correlation	0.92 ¹
Jensen Alpha/Beta	-2.90 / 0.83 ¹		

¹ computed over 3 years

Important legal information

Sources: Bloomberg, Rimes, GAM. Please note the important legal information at the end of this document. Before subscribing, read the prospectus and the KIID which are available at www.carnegroup.com or from your distributor.

The mentioned financial instruments are provided for illustrative purposes only and shall not be considered as a direct offering, investment recommendation or investment advice. Allocations and holdings are subject to change.

Marketing material

Base data

NAV per share	CHF 2'040.13
Total fund assets	CHF 14.52 m
Base currency	CHF
Share class	A (distribution)
Bloomberg Ticker	IAMGLEQ SW
Security code ISIN	CH0004395783
Security code CH	439578
Investment manager	IAM Independent Asset Management SA
Fund management company	Carne Global Fund Managers (Schweiz) AG
Custodian	State Street Bank International GmbH, München; Zweigniederlassung, Zürich
Legal structure	FCP under the law of Switzerland
Launch date	17.06.1996
Domicile	Switzerland
Benchmark	MSCI World PI
Last distribution	CHF 53.58787978 (Pay Date: 12.04.24)
Total Expense Ratio	1.84% (31.12.2023)
Spreads ifo the Fund	Issue: 0.25% Redemption: 0.25%
Commission	Issue: max. 5.00%
Registered in	CH

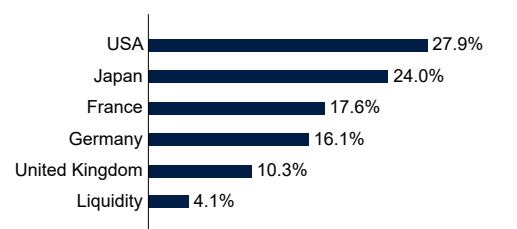
Largest positions

Security	%
iShares S&P 500 Idx Fd	US 16.04
HSBC S&P 500 ETF	US 11.86
iShares FTSE 250	GB 10.35
iShares MSCI France	FR 9.60
iShares MSCI Germany	DE 8.42
Total	56.27

Structure by investment type



Structure by country



Risks

Capital at risk. All financial investments involve an element of risk. Therefore, the value of the investment and the income from it will vary and the initial investment amount cannot be guaranteed.

Glossary

Alpha (Jensen's): Jensen's Alpha measures the performance of an investment (fund) in relation to its benchmark. A positive alpha means that the value of the fund has generated a higher return than the benchmark.

Benchmark (BM): An index that can be used by an investment fund as the basis of comparison for assessing the performance achieved.

Beta: the beta coefficient describes to what extent the price of a share tracks the value of an index, i.e. if the share performs better or worse than the market.

Correlation: A statistic measurement which shows the linear relationship (or degree of parallel movement) between two series of figures, for example the performance of two equity investments.

Duration: Refers to the period of time that capital is tied into a monetary or bond investment or in other debt securities, and determines the sensitivity of the price to interest rate changes. Unlike residual maturity, the duration also takes into account interest payments and other inflows from invested capital.

Funds of Funds: These are investment funds which invest their fund assets in other target funds.

High water mark: The high water mark principle establishes a cap on or allows for a potential rise in performance fees. According to this principle, the investment fund manager only receives the relevant remuneration when the fund exceeds the highest level of return that it has ever achieved.

Information ratio: The information ratio expresses the ratio of additional returns generated to the extra risk involved. The value generated can be used to evaluate active management.

Modified duration: A risk indicator that measures the effect of price fluctuations on a bond issue or a portfolio of bond issues.

Residual maturity: Time remaining until a bond must be repaid.

Risk rating (SRI): The summary risk indicator is a combination of a market risk measure and credit risk measure. The market risk measure is based on an annualized volatility measure, calculated over the last 5 years of history if available. Where 5 years' performance history is not available the data is supplemented by proxy fund, benchmark data or a simulated historical series as appropriate. This profile is determined using historical data, as such may not be a reliable indication for the future risk profile. The credit risk measure is assessing credit and concentration risk within the portfolio. The indicators are not guaranteed and may shift over time. The lowest category does not mean 'risk free'.

Sharpe ratio: The Sharpe ratio (risk-adjusted performance) is generated by calculating the difference between the average annualised return and the risk-free return. The resulting figure is divided by the annualised standard deviation of the returns. The higher the Sharpe ratio, the better the fund performance in relation to the risk potential of its portfolio.

Total Expense Ratio (TER): The TER is a measure of the total annual expenses incurred by a fund and is expressed as a percentage. It allows an accurate comparison of the costs of funds from different companies to be made.

Tracking error: The tracking error measures the divergence between the return of a fund in relation to its benchmark.

Volatility: A risk indicator demonstrating the fluctuation range (for example of the price or return of a security or fund unit) over a defined period; volatility is most often calculated using standard deviation. The higher the volatility, the greater the fluctuation range.

Yield to maturity: The yield to maturity is the average yield generated by an investment each year if it is held until expiry.

Yield to worst: The lowest potential rate of return an investor could receive on investment in a callable bond, assuming the bond does not go into default.

Disclaimer

Important legal information

The information in this document is given for information purposes only and does not qualify as investment advice. No liability is assumed for the accuracy and completeness of the information. Opinions and assessments contained in this document may change and reflect the point of view of Carne Global Fund Managers in the current economic environment. This document qualifies as marketing material. Investments should only be made after a thorough reading of the current prospectus and/or the fund regulations, the current simplified prospectus (or the Key Investor Information Document, as soon as it is available), the articles of association, and the current annual and semi-annual reports (the "legal documents"), as well as after consulting an independent finance and tax specialist. The value of the units and the return they generate can go down as well as up. They both are affected by market volatility and by fluctuations in exchange rates. Carne Global Fund Managers does not assume any liability for possible losses. The performance of past values and returns is no indicator of their current or future development. The performance of values and returns does not include the fees and costs which may be charged when buying, selling and/or switching units. The fund described here is an investment fund according to Swiss law (other funds for traditional investments) and is admitted for public distribution and offering exclusively in Switzerland. Particularly, the funds are not registered and, therefore, may not be offered for sale or be sold in the United States of America and their dependencies. Fund Management Company is Carne Global Fund Managers (Switzerland) Ltd., Beethovenstrasse 48, 8002 Zurich.