

**OVERALL MORNINGSTAR RATING™**



Out of 621 funds as of 30/04/2024

**MORNINGSTAR SUSTAINABILITY RATING™**



Out of 610 Healthcare Sector Equity funds as of 31/03/2024. Based on 100% of eligible corporate AUM and 0% of eligible sovereign AUM. Data is based on long positions only.

**Investment Objective**

The investment objective of the Kieger UCITS Fund - Kieger Sustainable Healthcare Fund is to achieve long term capital growth by principally investing in equities of healthcare and healthcare-related issuers worldwide (including Emerging Markets). The fund is actively managed by the Investment Manager who employs a proprietary environmental, social and governance ("ESG") analysis framework to assess companies, and takes this into consideration when making investment decisions.

**SFDR classification: Article 9**

The fund has sustainable investment as its objective.

**Key Information**

**General Information**

ISIN	LU2488092995
Bloomberg	KIKSHUA LX
Fund Inception <sup>1</sup>	21/01/2014
Share Class Inception	05/07/2023
Total Assets	USD 294.4m
Fund Currency	USD
Domicile	Luxembourg
Regulatory Status	UCITS
Legal Structure	SICAV
Dealing Frequency	Daily (CET 12pm)
Settlement	T+2
Distribution Policy	Accumulating
Reference Index	Benchmark in USD
Management Company	FundRock Management Co. SA
Investment Manager	Kieger AG
Custodian Bank/ Administrator	Northern Trust Global Services SE
Auditor	Ernst & Young SA

**Fund Management**

Maria Specogna (Lead Mgr)
Urban Fritsche (Co-Mgr)
Raphael Oesch (Co-Mgr)

**Portfolio Statistics (3-Year Annualised)**

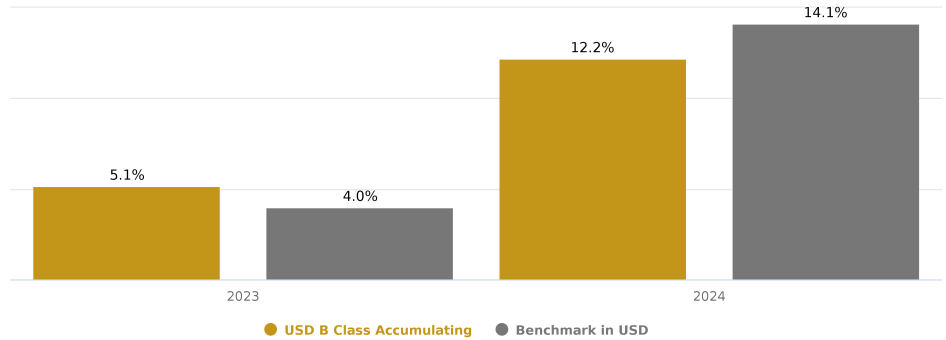
	Fund	Benchmark in USD
Volatility	13.25%	12.99%
Sharpe Ratio	0.12	0.21
Tracking Error	4.29%	
Information Ratio	-0.22	
Beta	1.08	

**Largest Holdings (%)**

UnitedHealth Group Inc	6.4%
Eli Lilly & Co	5.3%
AstraZeneca PLC	4.9%
Thermo Fisher Scientific Inc	4.8%
Merck & Co Inc	4.6%
Abbott Laboratories	4.5%
Novartis AG	4.4%
Intuitive Surgical Inc	3.8%
Novo Nordisk A/S	3.5%
Vertex Pharmaceuticals Inc	3.4%
<b>Total Top 10 - out of 39</b>	<b>45.6%</b>

**Performance<sup>2</sup> (%)**

Performance data are net of management fees, but do not reflect sales charges or the effect of taxes.



Past performance is no indication of current or future performance.

	1 Month	3 Months	YTD	1 Yr	3 Yrs	5 Yrs
USD B Class Accumulating	-3.25%	3.96%	12.21%	21.49%	-	-
Benchmark in USD	-2.98%	5.70%	14.14%	20.84%	-	-

<sup>1</sup> Kieger UCITS Fund - Kieger Sustainable Healthcare Fund was launched 01.09.2020 through a merger with Kieger Fund I - Kieger Healthcare Selection Fund which was incepted on 21.01.2014.

<sup>2</sup> In July 2017 a new investment process was implemented. Past performance is no indication of current or future performance.

**Manager Commentary**

**Market review:** After enjoying quite a run of outperformance, the Healthcare sector came under pressure in September. The main macro event of the month was the large US Fed rate cut, which buoyed growth sectors at the expense of the more defensive corners of the market. This dynamic was also present within the healthcare sector, with Medtech outperforming Pharma. Overall, we see this as a temporary setback as markets adjust to a new interest rate trajectory, as well as a testament to sector's strong YTD performance in the form of profit-taking.

Two major oncology conferences took place this month; World Lung in San Diego and ESMO in Barcelona. The star of the show at World Lung was Summit and Akeso's PD1xVEGF antibody. Its results in advanced NSCLC were better than the current standard of care, which has not been improved in over 8 years. While there are many caveats to this data, such as the lack of diversity of the patient population, this may be the beginning of a new era in immuno-oncology.

The European Association for the Study of Diabetes (EASD) conference in Madrid was highly awaited and widely attend following the large strides made in the understanding and treatment of diabetes, obesity, and associated diseases in the past few years.

New obesity drugs such as those in the incretin class (e.g. GLP-1), represent the start of a broader wave of development. However, their mechanisms of action, along with their added benefits and potential side-effects, are not yet fully understood

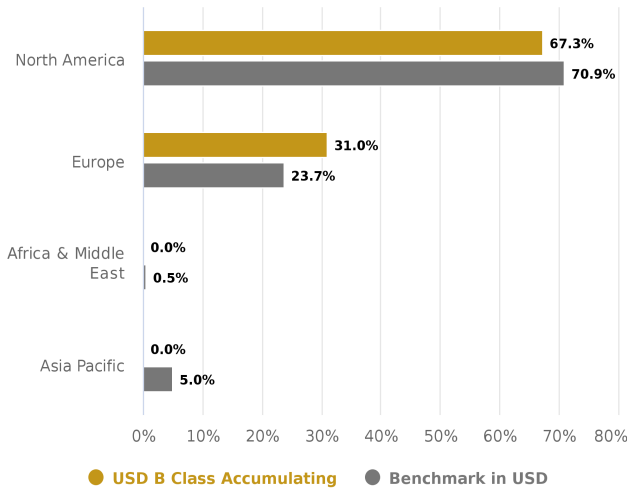
**Portfolio changes:** We initiated a position in BioNTech and exited Humana.

**Performance review:** The largest attributors vs. the index were Eli Lilly (+18 bps / The stock lost 7.7% in September, we are underweighted vs the index), Zoetis (+18 bps / Positive intra-quarter commentary (strong momentum well into Q3) at a broker conference. Later, Zoetis and Danone announced a strategic partnership to drive sustainable practices on today's dairy farms through the power of genetics for healthier cows) and Novo Nordisk (+17 bps / The stock lost 15.4% in September, we are underweighted vs the index).

The largest detractors vs the index were Biomarín (-33 bps / Sell-off after a peer presented topline phase 3 data of TransCon CNP in achondroplasia that is competitive to Biomarín's Voxzogo. However, we believe that stock reaction is overdone as currently the shares are trading near to ex-Voxzogo and ex-Roctavian sales), Icon (-16 bps / No specific news, overall weakness of CRO stocks) and Abbvie (-15 bps / Not invested).

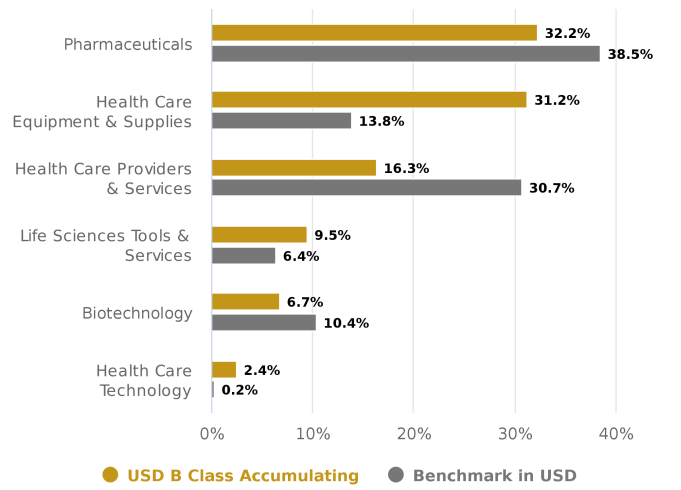
**ESG:** Firms in the portfolio did not report any material ESG issues in September.

**Regional Exposure (%)**



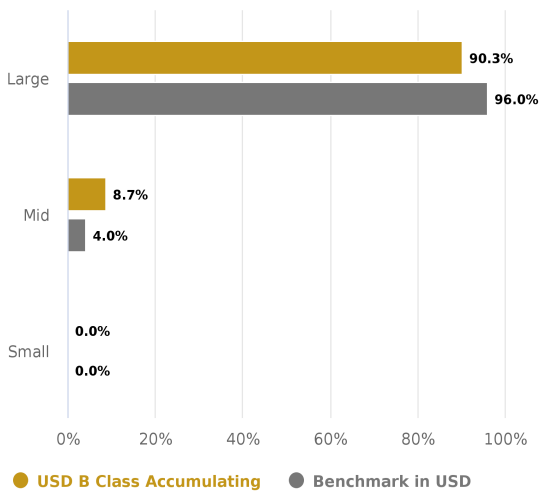
May not add to 100% due to cash

**Sector Exposure (%)**



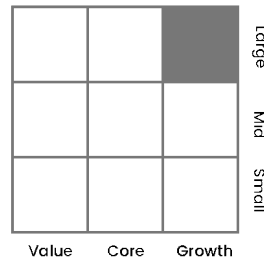
May not add to 100% due to cash

**Market Cap Breakdown (%)**



May not add to 100% due to cash  
Large = >15bn, Mid = 5-15bn, Small = <5bn

**Morningstar Equity Style Box™ - as of 30/11/2023**



Kieger Sustainable Healthcare Fund appeared as a large-cap growth fund on the Morningstar Style Box(tm).

**Share Class Information**

Share Class	ISIN	Bloomberg	Investment Management Fee	TER - as of Dec 2023	Minimum Investment	NAV
USD A Class Accumulating	LU0996778642	MGHKRAU LX	0.85%	0.99%	1,000,000	231.77
EUR A (H) Class Accumulating	LU2631213845	KIKSHLE LX	0.85%	1.04%	1,000,000	115.78
GBP A Class Accumulating	LU2697580079	KISHAGA LX	0.85%	0.99%	1,000,000	111.36
CHF A (H) Class Accumulating	LU2492015610	KIKSUAC LX	0.85%	1.05%	1,000,000	109.45
USD B Class Accumulating	LU2488092995	KIKSHUA LX	0.85%	0.99%	5,000	117.98
EUR B Class Accumulating	LU2488092649	KIKSHEU LX	0.85%	0.99%	5,000	114.86
CHF B Class Accumulating	LU2488092722	KIKSHCA LX	0.85%	0.99%	5,000	112.79
USD R Class Accumulating	LU2380622337	KIKSHRU LX	1.70%	1.84%	2,000	116.71
CHF R Class Accumulating	LU2761366157	KIESHER LX	1.70%	1.84%	2,000	103.34

**Disclaimer**

This is a marketing communication. The information contained therein is intended only for information purposes and does not represent an offer to purchase or sell financial instruments. The source of the information is considered reliable; however, the accuracy or completeness of such information is not guaranteed. The information is subject to change from time to time without notice. This information neither represents any investment / legal / tax advice, or any recommendation. The Agent (as defined below) points out that every investment decision should be made after consulting an advisor.

Past performance is no indication of current or future performance. The performance data do not take account of the commissions and costs incurred on the issue and redemption of units.

Please refer to and read carefully the Prospectus of Kieger UCITS Fund (the "Fund") and the Key Investor Information Document ("KIID") of the Kieger UCITS Fund - Kieger Sustainable Healthcare Fund in their latest versions before making any final investment decisions. These documents can be obtained in English from the website <https://kieger.com/ucits> or any agents as further described below.

A decision to invest in the sub-fund should take into account all the characteristics or objectives of the sub-fund as disclosed in the Prospectus.

A summary of the investor rights is available in English at <https://kieger.com/regulatory-disclosures>. Further information about the sustainability-related aspects of the Fund is available at

<https://kieger.com/regulatory-disclosures>.

The fund is marketing in multiple member states of European Union and Switzerland. The management company reserves the right to terminate the arrangements made for the marketing of the Fund in accordance with Article 93a of the Directive 2009/65/EC.

**Information for Swiss Investors:**

This is an advertising document. The state of the origin of the fund is Luxembourg. In Switzerland, the representative is Acolin Fund Services AG, Leutschenbachstrasse 50, CH-8050 Zurich, whilst the paying agent is Banque Cantonale de Genève, 17, Quai de l'Île, CH-1204 Geneva. The prospectus, the key information documents or the key investor information documents, the articles of association as well as the annual and semi-annual reports may be obtained free of charge from the representative.

**Information for German Investors:**

The Fund's Facilities agent in Germany is Acolin Europe AG, with the registered office at Line-Eid-Strasse 6, 78467 Konstanz. The Prospectus (in English) and the KIID (in German), may be obtained free of charge at the registered office of the Facilities agent, or electronically by Email [facilityagent@acolin.com](mailto:facilityagent@acolin.com), or by using the contact form at <https://acolin.com/services/facilities-agency-services>.

**Information for Austrian Investors:**

The Facility agent according to EU Directive 2019/1160 Article 92, as well as tax representative in Austria, is Erste bank der oesterreichischen Sparkassen AG, with the registered office at Am Belvedere 1, A-1100 Vienna. The Prospectus (in English) and the KIIDs (in German) may be obtained free of charge at the registered office of the Facility agent, or electronically by Email [foreignfunds0540@erstebank.at](mailto:foreignfunds0540@erstebank.at).

**Marketing in the European Union:**

The issuer of this marketing communication in Europe (excluding Switzerland) is Kieger Capital Partners S.à.r.l. Kieger Capital Partners S.à.r.l. ("Tied Agent") is a tied agent within the meaning of Article 29 (3) of Directive 2014/65/EU ("MiFID II") as implemented in the respective national legislation) of Acolin Europe AG, which is authorised and regulated by the German Bundesanstalt für Finanzdienstleistungsaufsicht (BaFin). The Tied Agent is entered in the public register of tied agents held by CSSF in his homecountry Luxembourg.

Within the scope of providing financial services ("investment brokerage" within the meaning of Annex I A (1) MiFID II as implemented in the respective national legislation by promotion of the potential investor's willingness to enter into a transaction but excluding the reception and transmission of orders in relation to one or more financial instruments), the Tied Agent acts exclusively on behalf and for the account of Acolin Europe AG and undertakes to exclusively distribute the Kieger UCITS funds.

The information provided by the Tied Agent is intended for informational purposes only and does not represent an offer to purchase or sell financial instruments. All information is provided without any guarantee. This information neither represents any investment / legal / tax advice, nor any recommendation. The Agent points out that every investment decision should be made after consulting an advisor. The information is intended exclusively for professional clients within the meaning of Annex II MiFID II.

The information provided may not be copied or further distributed to third parties without the prior consent of Acolin Europe AG. The information may not be given to persons or companies that do not have their ordinary residence or domicile in the countries in which Acolin Europe AG is authorized to provide financial services. In particular, the information may not be made available to US citizens or persons residing in the USA. This document may not be copied or used for other purposes, nor may the content of the document be forwarded to third parties.

**Morningstar Disclosures:**

Morningstar Rating is for the A USD Acc share class only; other classes may have different performance characteristics. Morningstar rates funds from one to five stars based on how well they've performed (after adjusting for risk) in comparison to similar funds. Within each Morningstar Category, the top 10% of funds receive five stars, the next 22.5% four stars, the middle 35% three stars, the next 22.5% two stars, and the bottom 10% receive one star. Funds are rated for up to three time periods—three-, five-, and 10 years—and these ratings are combined to produce an overall rating. Funds with less than three years of history are not rated. Ratings are objective, based entirely on a mathematical evaluation of past performance. They're a useful tool for identifying funds worthy of further research, but shouldn't be considered buy or sell recommendations.

The Morningstar (R) Sustainability Rating<sup>TM</sup> is intended to measure how well the issuing companies or countries of the securities within a fund's portfolio are managing their financially material environmental, social and governance, or ESG, risks relative to the fund's Morningstar Global Category peers. Morningstar assigns Sustainability Ratings by combining a portfolio's Corporate Sustainability Rating and Sovereign Sustainability Rating proportional to the relative weight of the (long only) corporate and sovereign positions. Corporate and Sovereign Score and Investment Style as of 31-03-2023. Morningstar's Sustainability Score incorporates Sustainability's company and country-level analysis.

The Morningstar Style Box<sup>TM</sup> is a nine-square grid that, for equity funds, depicts three investment style (value, growth, and core) for each of three size categories (small, mid, and large). The Style Box provides an easy-to-follow visual representation of fund characteristics and enables informed comparisons and portfolio construction based on what funds actually hold.

(c) 2023 Morningstar, Inc. All rights reserved. The information contained herein: (1) is proprietary to Morningstar and/or its content providers; (2) may not be copied or distributed; and (3) is not warranted to be accurate, complete, or timely. Neither Morningstar nor its content providers are responsible for any damages or losses arising from any use of this information. Past performance is no guarantee of future results.