

# Equity - Global

## DGC - Stock Selection Class A EUR



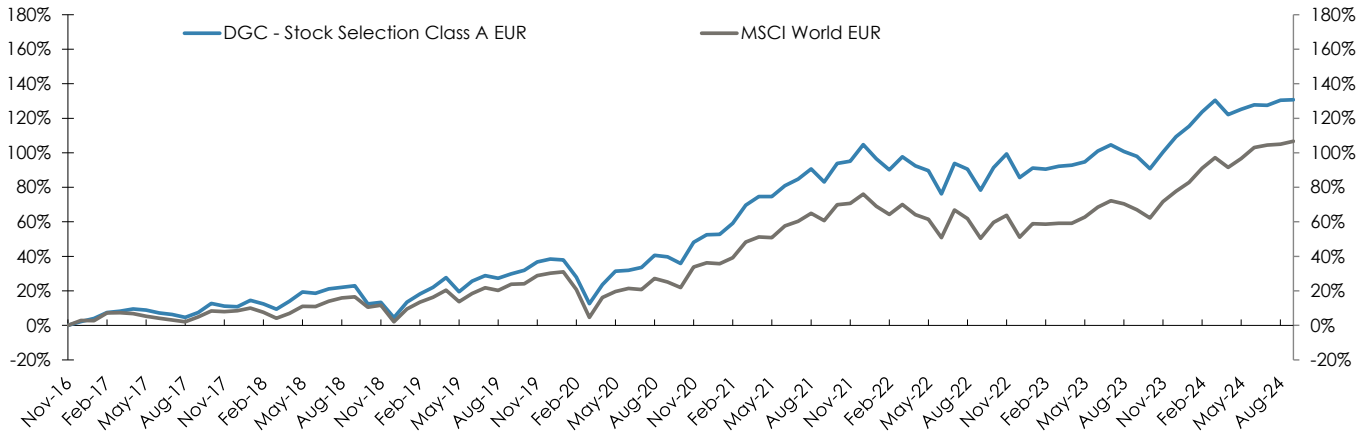
September 30, 2024

### FUND OBJECTIVE

The sub-fund is an equity long only fund. It invests in equities and equity-related products.

The investment objective of the sub-fund is to achieve a performance in a global equity market better than the "MSCI World in Euro" index. The sub-fund will invest in global equities with an emphasis on developed markets with no specific style or geographic bias. It will invest in companies with attractive growth prospects following a strict valuation process.

### HISTORICAL PERFORMANCE



### MONTHLY PERFORMANCE (%) NET OF FEES

Year	Jan	Feb	Mar	Apr	May	Jun	Jul	Aug	Sep	Oct	Nov	Dec	Fund	Index*
2024	2.87%	3.85%	3.01%	-3.59%	1.39%	1.16%	-0.13%	1.28%	0.13%				10.21%	16.28%
2023	2.91%	-0.33%	0.93%	0.29%	0.98%	3.24%	1.81%	-1.87%	-1.44%	-3.62%	5.06%	4.46%	12.74%	17.64%
2022	-3.95%	-3.30%	4.00%	-2.69%	-1.43%	-7.11%	10.07%	-1.73%	-6.37%	7.32%	4.08%	-6.82%	-9.26%	-14.19%
2021	0.20%	4.22%	6.55%	2.98%	0.00%	3.58%	2.11%	3.15%	-3.91%	5.82%	0.66%	4.91%	34.24%	29.26%
2020	-0.39%	-7.26%	-12.01%	9.81%	6.32%	0.35%	1.26%	5.33%	-0.66%	-2.80%	9.12%	2.87%	10.10%	4.64%
2019	8.50%	4.19%	3.28%	4.55%	-6.42%	5.15%	2.57%	-1.16%	1.96%	1.57%	3.69%	1.29%	32.44%	27.49%

### STATISTICAL ANALYSIS (Since December 2016)

Return	Fund	Index*
Annualized return	11.3%	9.7%
% Positive Months	64%	62%

Risk	Fund	Index*
Annualized Volatility	14.0%	13.8%
Sharpe Ratio (1%)	0.73	0.63

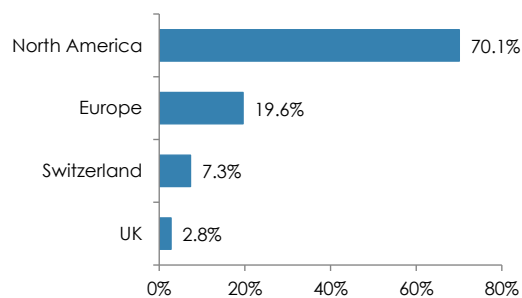
Comparison To Benchmark	Index*
Annualized Alpha	1.7%
Beta	0.98
Correlation	0.97

Top Holdings	Weight
Cummins Inc	3.89%
Abbott Laboratories	3.71%
Johnson Controls International	3.60%
Constellation Brands Inc	3.56%
Alphabet Inc	3.44%

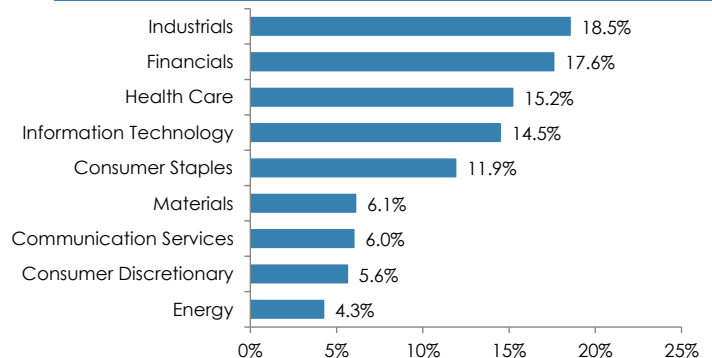
Total number of holdings 41

\*Index: MSCI World EUR

### Equity Regional Exposure



### Sector Breakdown



# Equity - Global

## DGC - Stock Selection Class A EUR

September 30, 2024



### FUND COMMENTARY

"Supernature" – Cerrone, 1977

The S&P 500 broke to new highs in September and is up 20.8% year to date. It has delivered a 16.2% annualized total return over the last 5 years, 13.5% over the last 10 years and 14.3% over the last 15 years. It is a "Supernature", to paraphrase Marc Cerrone in his 1977 disco smash. In fact, the "Supernature" are more to be found in the constituents of the index: its top 6 market caps (Apple, Microsoft, Alphabet, Meta, Amazon and Nvidia) are only 34 years old and weigh as much as \$ 2.5 trillion, on average. "And they grew up in the way that we'd never seen before" to quote Cerrone again.

Thanks to a strong month (+2.0%, the best September return since 1997), the S&P does it again this year and, with a +20.8% return so far in 2024, outpaces all major equity indices. Beyond this performance, September has recorded many wild moves in financial markets; as the Fed eased, as expected, long term yields fell (-12 bps for the US and -18 bps for Germany), Gold soared again (+5.2%), the dollar weakened (-0.9% versus the euro and -2.1% versus the Yen), while Chinese equities skyrocketed following the announcement by Chinese authorities of a massive stimulus plan (the CSI300 rose 21.0%). This has propped up most commodities, but, very strangely, not Oil, which collapsed 7.3% and is now down 4.9% for the year. Who could have predicted that extremely serious tensions in the Middle-East, coupled with a monster stimulus plan tinkered by China, would have seen Oil fall by this magnitude?

September's over and we now enter a statistically favourable period for equities. Will investors keep their loot snug in their arms, or maintain, or even increase, risk?

DGC Stock Selection B euro rose 0.19% in September, versus +1.00% for the MSCI World NTR in euros. On a year to date basis, the fund is up 10.83% versus +17.64% for the benchmark.

It has been quite a peculiar month for our portfolio, as our stocks did quite well on average, but the overall relative return versus the MSCI World lagged because of the hit on Novo Nordisk (-16.1%) and on most semiconductors stocks (ASML down 8.2%, ON Semiconductors -6.8%), barring Nvidia (up 1.7%) which we unfortunately do not own.

The only other significant detractor was Diamondback Energy, which unsurprisingly fell (11.6%) in the context of extremely weak oil prices. We increased our position in the stock during the month, using the proceeds of our exit from Chevron.

The Chinese stimulus gave Rio Tinto a breather, in a complicated year for the mining giant. It rose 11.1% in September, while the second best performer in our portfolio was Ultra Beauty (+10.3%), another stock which faces a tough year still.

We have added to our position in Constellation Brands during the month; by our work, the Corona and Modelo brewer, among other brands, not only exhibits very attractive valuation metrics, but also shows enviable growth prospects thanks to continuous market share gains in the US. Because of lower interest rates, we have reduced JP Morgan, at the margin.



### GENERAL INFORMATION

<b>Fund Inception</b>	July 2013	<b>Subscription</b>	Daily	<b>Fund Domicile</b>	Luxembourg
<b>Fund AUM (EUR)</b>	548'897'284	<b>Redemption</b>	Daily	<b>Inv. Manager</b>	NS Partners SA
<b>Strategy AUM (EUR)</b>	884'981'412	<b>Management Fee</b>	1.50%	<b>Administrator</b>	Apex Fund Services S.A.
<b>Share classes</b>	USD EUR CHF GBP	<b>Performance Fee</b>	0.00%	<b>Auditor</b>	PricewaterhouseCoopers, Lux.
<b>Investment Min</b>	None	<b>NAV</b>	272.23	<b>Custodian</b>	UBS Europe SE, Lux. Branch
<b>ISIN (A EUR)</b>	LU0947862743	<b>Entry/Exit Fee</b>	None	<b>Fund Type</b>	UCITS V
<b>SRI Score*</b>	4			<b>SFDR Classification</b>	Article 8

\*Summary Risk Indicator

[www.nspgroup.com](http://www.nspgroup.com)

Actively Managed Fund

The information contained in this communication is confidential and is for the exclusive use of the original recipient(s). This document contains information concerning funds that are only available for distribution in the countries where these funds have been registered. In addition, this document is not intended for any person who is a citizen or resident of any jurisdiction where the publication, distribution or use of the information contained herein would be subject to any restrictions or limitations. This communication is for informational purposes only. It is not intended as an offer or solicitation for the purchase or sale of any financial instrument or as an official confirmation of any transaction. All market prices, data, and other information are not warranted as to completeness or accuracy and are subject to change without notice. Past performances is not indicative or a guarantee of current or future returns. Performance figures are calculated on a NAV basis, taking into account dividends, if any, but no subscription or redemption fees that might be levied. Fund values rise as well as fall, and investor losses may equal or exceed original investment. Any comments or statements made herein do not necessarily reflect those of NS Partners Europe SA, NS Partners SA or its subsidiaries and affiliates. Moreover every investor is recommended to seek legal and fiscal advice before taking any investment decision, and to ascertain that the contemplated investment is suitable in terms of his investment experience, knowledge and financial situation. For additional information, please refer to the Prospectus of the Fund. This is an advertising document. The Swiss representative is CACEIS (Switzerland) SA, Route de Signy 35, CH-1260 Nyon, and the paying agent Caceis Bank, Montrouge, Nyon Branch, Route de Signy 35, CH-1260 Nyon. The prospectus, the Key Information Documents or the Key Investor Information documents, the articles of association as well as the annual and semi-annual reports may be obtained free of charge from the Representative.

Source for benchmark (if displayed): MSCI. MSCI makes no express or implied warranties or representations and shall have no liability whatsoever with respect to any MSCI data contained herein.