

# Barron *Equity* Fund

Factsheet, as of 31/01/2025

## Investment Objective

The fund's investment objective is to achieve long-term capital growth through active investment in equities and flexible management of the equity portion.

- Recommended minimum holding period: 5 years

## Investment Policy

The fund invests with an active investment approach directly and indirectly worldwide primarily in equities of large and medium-sized companies. The main investment regions are Switzerland, Europe, and North America.

For direct investments in equities, the investment focus is mainly on selecting companies with first-class, high-capitalized business models that grow above average and reliably, demonstrate high profitability and stability, and are led by entrepreneurially acting management teams.

However, the implementation of the investment policy can also be carried out wholly or partially indirectly through investments in derivatives, structured products, and investment funds, mainly using index-based products (e.g., ETFs or futures).

A significant management criterion is also the flexible management of the fund's equity portion. In case of a negative market assessment or in a difficult environment for equity investments (unfavorable market phases or cycles), the equity exposure can temporarily be reduced to below 51% of the fund assets.

## Risk Rating

Low		Medium			High	
1	2	3	4	5	6	7

This risk indicator assumes you hold the fund for 5 years (recommended holding period). If you sell the investment early, the actual risk can be significantly different, and you may get back less.

## Key Data

Fund Assets	CHF 11'312'314
Valor number	111353127
ISIN number	CH1113531276
Asset Management Fee	1.5%
Performance Fee	none
Fund accounting unit	CHF
Reference currency of the share class	CHF
Term of sub-fund	Unlimited
Financial year	July 1 to June 30
Distribution of income	Accumulating
Launch date	May 11, 2021
Effective issue / redemption charges („spread”) for the fund	Issue: 0.10% Redemption: 0.10%

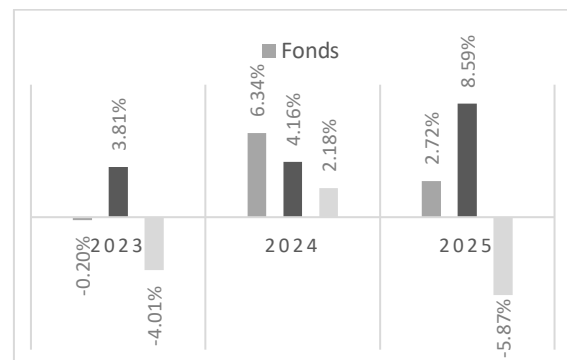
## Performance

- Last year (2024) +6.34 %
- Year-to-date (YTD) +2.72 %

## Track Record

- Benchmark Index: SMI

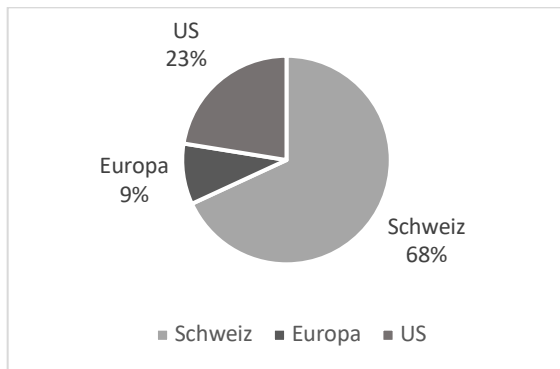
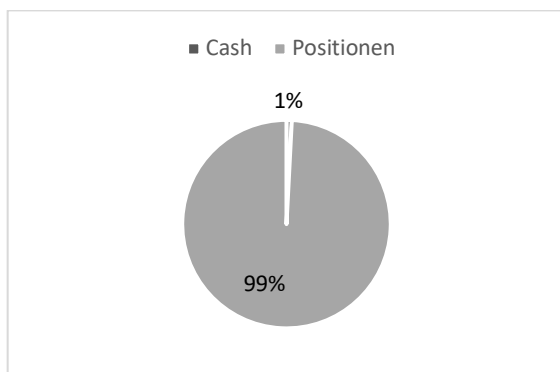
	Fonds	SMI	+/-
2023	-0.20%	3.81%	-4.01%
2024	6.34%	4.16%	2.18%
2025	2.72%	8.59%	-5.87%



### Top Portfolio Positions in %

1.	BVZ HOL N	6.92
2.	LVMH ORD	6.22
3.	ENERGY SELECT SECTOR	5.72
4.	NOVARTIS N	5.20
5.	ROCHE GS	5.14
6.	BARRY CALLEBAUT N	5.06
7.	ZURICH INSURANCE N	4.92
8.	GLOBAL X URANIUM	4.92
9.	NESTLE N	4.77
10.	SWISS RE N	4.58

### Assets (Allocation)



### Asset Management

- Gamma Financials AG, Bahnhofplatz, 6300 Zug

### Fund Management

- LLB Swiss Investment AG, Claridenstrasse 20, 8002 Zürich

### Custodian Bank

- Swissquote Bank AG, Chemin de la Crétaux 33, 1196 Gland

### Questions

We are happy to answer your questions about the strategy and your personal needs in an individual conversation.

### Reference to Legal Publication Source

We refer to the legal publication source [www.swissfunddata.ch](http://www.swissfunddata.ch), where the currently valid version of the fund contract with appendix is published.

### Disclaimer

**This document is a marketing communication.** It does not constitute an offer or recommendation to buy or sell investment funds. The information is subject to change at any time. This information does not take into account the specific or future investment objectives, tax or financial situation, or individual needs of the recipient. The information in this document is provided without any guarantee or assurance, is for information purposes only, and is intended for the personal use of the recipient. Investments in the fund should only be made after thoroughly studying the current prospectus with integrated fund contract. Fund units may be unsuitable or inadmissible for sale in certain jurisdictions or to certain investor groups and may not be offered, sold, or delivered within the USA. The price and value of investments and any income derived from them can fluctuate. Investors must be prepared and able to bear (potentially significant) price losses. Past performance is no guarantee of future developments. Performance data does not account for commissions and costs incurred upon the issue and redemption of units. Legal fund documents are available free of charge from LLB Swiss Investment AG, Claridenstrasse 20, CH-8002 Zurich or at [www.llbswiss.ch](http://www.llbswiss.ch).