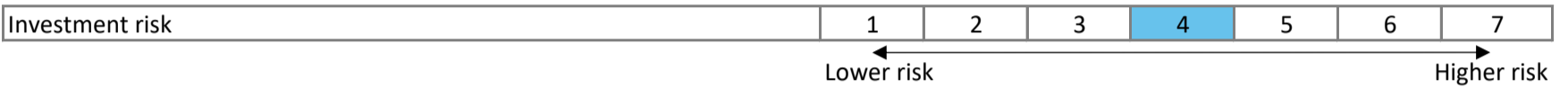


Clientis Fonds (CH) - Income

September 2024

Description

The investment objective of the Clientis Fund (CH) - Income is to achieve long-term asset growth via returns and capital gains, while maintaining a balanced risk diversification as well as optimum liquidity, whereby the partial assets can be invested worldwide in investment rights and investment securities up to a maximum of 40% of the partial assets.



Key fund data

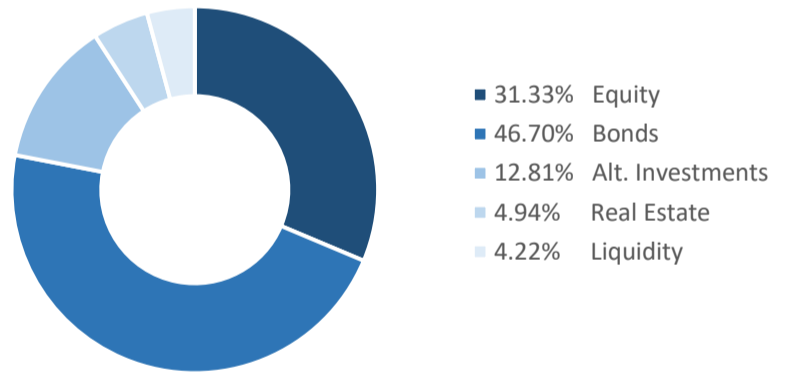
Share class	A
Fund currency	CHF
ISIN / Valor	CH0220715103 / 22071510
Bloomberg Ticker	CCHINCA SW
Minimum investment	none
Valuation frequency	daily
Valuation day	daily
Cut-off	daily, 3pm
Fiscal year	31 December
Domicile	Switzerland
Appropriation of profit	distributing
Management fee	max 1.10% p.a.
Total expense ratio	1.59% p.a.
Total fund assets	CHF 33.8 Mio.
NAV per unit (CHF)	105.63
Last distribution (24.4.2024 in CHF)	0.60

Net performance (in %)

Past performance, especially over short periods, does not predict future returns.



Current asset-allocation



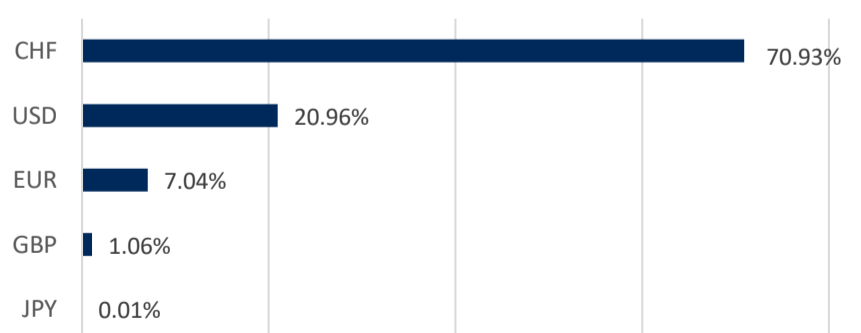
Performance (CHF)

Last month	0.97%
Year-to-date	6.13%
1 year	8.02%
3 years p.a.	-1.23%
5 years p.a.	0.47%
Since inception p.a.	1.12%

Top 10 positions

Invesco Physical Markets PLC	8.35%
Flossbach von Storch Bond Oppo	5.35%
Swisscanto - CH REF Responsibl	5.31%
CSIF CH Bond Aggregate Global	2.96%
GAM Star Cat Bond Fund	2.96%
GemCap Investment Funds Irelan	2.87%
DBI Managed Futures	2.47%
0 UBS 03/06/2034 Index Zertifikat	2.45%
Schroder ISF Asian Total Return	2.42%
GAM Swiss Sustainable Companie	2.23%

Currency allocation



Performance

Class A (issue date 29.11.2013)

	Jan	Feb	Mar	Apr	May	Jun	Jul	Aug	Sep	Oct	Nov	Dec	Year
2024	0.00%	1.07%	2.74%	-0.92%	1.13%	0.71%	0.55%	-0.23%	0.97%				6.13%
2023	2.75%	-1.03%	0.27%	-0.49%	0.78%	-0.39%	-0.06%	-0.48%	-0.44%	-0.88%	1.78%	0.93%	2.69%
2022	-2.67%	-2.16%	0.23%	-1.81%	-1.09%	-4.44%	2.00%	-1.09%	-3.88%	1.54%	1.92%	-1.45%	-12.39%
2021	0.25%	-0.04%	1.30%	-0.40%	1.30%	1.50%	-0.02%	0.98%	-1.66%	0.30%	-0.49%	1.09%	4.14%
2020	-0.22%	-2.90%	-6.60%	3.24%	2.34%	0.80%	0.75%	0.83%	-0.02%	-1.13%	3.06%	1.21%	0.95%
2019	3.18%	1.22%	0.32%	1.07%	-0.88%	0.96%	0.38%	-0.63%	0.44%	0.76%	1.08%	0.15%	8.28%
2018	-0.57%	-1.21%	-0.21%	0.87%	-0.61%	-0.05%	1.33%	-1.29%	0.00%	-1.63%	-0.29%	-2.42%	-5.95%
2017	-0.11%	2.16%	1.08%	0.48%	1.11%	-0.63%	1.39%	-0.44%	0.63%	1.36%	-0.49%	0.41%	7.13%

Opportunities

The fund invests in a broadly diversified investment universe and seeks opportunities for returns wherever they exist.

Risks

The fund invests in equities and bonds, which may be subject to significant fluctuations in value. Bonds are subject to issuer risk, credit risk and interest rate risk.

Capital at risk. All financial investments involve an element of risk. Therefore, the value of the investment and the income from it will vary and the initial investment amount cannot be guaranteed.

NAV

Net Asset Value

Total Expense Ratio (TER)

The TER is a measure of the total annual expenses incurred by a fund and is expressed as a percentage. It allows an accurate comparison of the costs of funds from different companies to be made.

Custodian	Bank Julius Bär & Co. AG
Administration	1741 Fund Solutions AG
Manager	Aquila AG

Disclaimer

For information and advertising purposes only - Please read the legally required fund documents before making a final investment decision. This document was prepared by 1741 Fund Solutions AG as management company (hereinafter "1741") with the utmost care. However, 1741 provides no guarantee with regard to its content and completeness and accepts no liability for losses arising from its use. The opinions expressed herein are those of 1741 at the time of preparation and are subject to change without notice. Unless otherwise stated, all figures are unaudited. This document should be read in conjunction with the legally required fund documents (fund contract and annual report and, where applicable, prospectus, key information document and semi-annual report) (hereinafter "fund documents"), which can be obtained free of charge from the fund management company and the fund's custodian bank. Subscriptions for units will only be accepted on the basis of the fund documents. This marketing communication relates to the units of the relevant fund and not to an underlying asset acquired by the fund. The information contained in this document is for information purposes only and should not be construed as an offer, recommendation or investment advice. It does not take into account any specific needs and does not release the recipient from his own assessment, if necessary with the assistance of an advisor, of the compatibility of the information with his own circumstances, legal, regulatory, tax and other consequences. The investment policy may only be reproduced in an abridged version. The full investment policy, including all investment restrictions, can be found in the fund documents. The fund is actively managed. Every investment is associated with risks, particularly fluctuations in value and income. In the case of foreign currencies, there is an additional risk that the foreign currency may lose value against the investor's reference currency. A total loss of the invested amount is possible. Comprehensive descriptions of the risks can be found in the fund documents. The performance shown does not take into account any commissions and costs incurred when subscribing, converting, redeeming or holding fund units, which may reduce investors' returns. Information on the net asset value (NAV) is exclusive of any commissions. There is no guarantee that the performance of any benchmark index will be matched or exceeded. This fund is domiciled in Switzerland. Distribution is expressly not directed at persons whose nationality or residence prohibits access to such information under applicable law. This fund is not registered under the United States Securities Act of 1933. Further information on this and on public distribution in the individual countries can be found in the fund documents. All rights reserved.