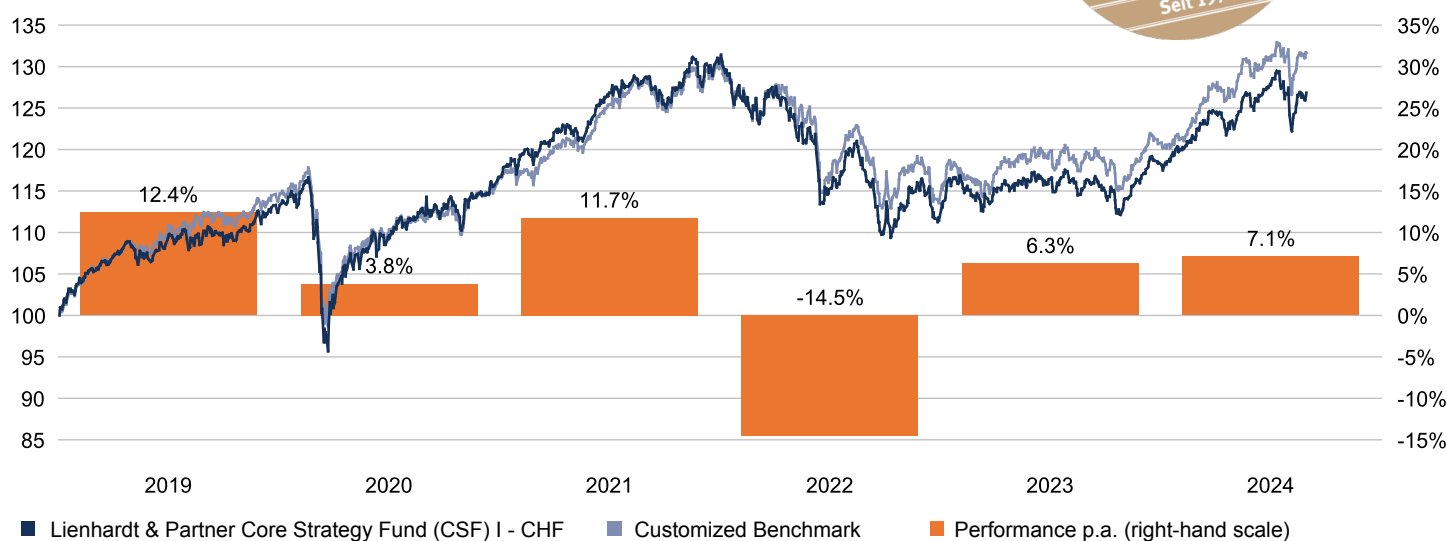


Lienhardt & Partner Core Strategy Fund (CSF)

Class: I - CHF | August 2024



Net performance in CHF (reset to base 100) and annual performance*



Net performance to 30.08.2024 in %.	1 month	3 months	6 months	1 year	3 years	5 years	3 years p.a.	5 years p.a.	YTD	since Nov 2018	since Nov 2018 p.a.
Fund CHF	-0.46	1.29	4.34	9.09	-1.44	15.14	-0.48	2.86	7.11	22.34	3.57
Benchmark CHF	-0.32	1.90	6.45	9.96	2.73	17.06	0.90	3.20	8.98	28.21	4.42

Investment policy

The investment objective of Lienhardt & Partner Core Strategy Fund (CSF) is to generate an ideal combination of return and growth in the reference currency. This collective investment scheme comprises a globally diversified portfolio. CSF invests globally, primarily in equities and fixed-income instruments. For better diversification, it also invests in commodities (10%) and Swiss real estate funds (5%). The average equity component is 40% and can vary between 25% and 50%. The average bond component is also 40% and can vary between 30% and 70%. The objective is to make real use of the trading ranges in accordance with the investment policy of Lienhardt & Partner. The fund currency is merely an indication of the accounting unit and is not necessarily the investment currency of the fund. A maximum foreign exchange risk of 30% is assumed. The fund is in line with BVG and BVV2 guidelines and can be used as a retirement plan.

Fund data

Fund manager	Lienhardt & Partner Privatbank Zürich AG
ISIN	CH0235616270
Valoren No.	23561627
Fund domicile	Switzerland
Fund currency	CHF
Tax transparency	Germany
Use of earnings	Accumulating
Category	Mixed fund
End of business year	31. December
Fund volume (in Mio.)	CHF 106.96
Issue date	17.03.2014
Management fee in % p.a.	0.70
TER (as of 31.12.2023) in %	0.88
Portfolio revenue (as of 31.12.2020) in %	-45.64
Issue commission in %	Max: 5
Benchmark (BM)	Customized Benchmark
Share class	I - CHF
Share class currency	CHF
Fund price	126.29
52-week-high	126.90
52-week-low	112.54
Numbers of values	78

Largest single positions

	Due date	in % of assets
Nestlé NA		4.68
Roche GS		4.56
1.125% DH Switzerland 15-08.12.2028	08.12.2028	2.84
0.625% Schweizer Pfandbriefe 15-16.05.2031 S. 617	16.05.2031	2.75
0.1% Zuerich Vers.Ges. 20-27.08.2032	27.08.2032	2.60
0.5% Schweiz. Eidgenossenschaft 18-27.06.2032 S	27.06.2032	2.34
0% Schweiz. Eidgenossenschaft 19-24.07.2039 S	24.07.2039	2.19
2.25% Schweiz. Eidgenossenschaft 11-22.06.2031	22.06.2031	2.10
Novartis NA		1.91
0.5% Schweiz. Eidgenossenschaft 15-27.05.2030	27.05.2030	1.87
Total		27.83

Fund statistics as of 30.08.2024*

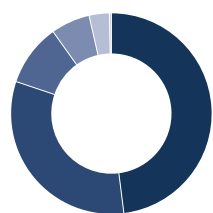
	3 years	5 years
Volatility annualized in %	8.45	8.13
Tracking error, annualized in %	2.37	2.11
Alpha	-0.01	-0.00
Beta	1.00	0.99
Sharpe ratio	-0.30	0.22
Information ratio	-0.58	-0.16
Correlation to benchmark	0.96	0.97
Maximum drawdown in %	-15.39	-15.39

Risk and return profile

Lower Risk							Higher Risk
1	2	3	4	5	6	7	

Class: I - CHF | August 2024

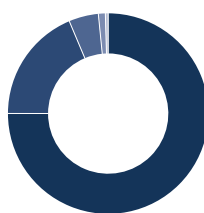
Asset classes* in %



Equity	48.01
Bonds	32.15
Commodities	10.00
Real Estate	6.28
Liquidity	3.25
Participation certificates	0.31

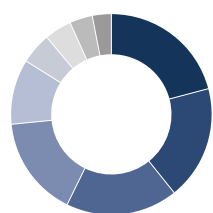
*After exposure

Currencies in %



CHF	75.02
USD	18.63
EUR	4.77
JPY	1.12
CAD	0.45

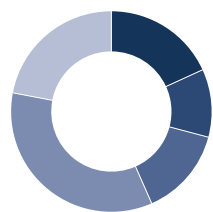
Equities by sectors in %



Industry	20.88
Technology	18.36
Consumer Goods	18.02
Healthcare	16.17
Finance	10.47
Raw Materials	5.01
Consumer Service	4.37
Telecommunications	3.67
Provider	3.06

	August 2024	July 2024
Industry	20.88	25.32
Technology	18.36	21.29
Consumer Goods	18.02	10.73
Healthcare	16.17	14.57
Finance	10.47	10.68
Raw Materials	5.01	5.63
Consumer Service	4.37	4.65
Telecommunications	3.67	3.90
Provider	3.06	3.22

Credit ratings (fixed-income) in %.



AAA	18.17
AA+	10.94
AA	14.30
AA-	34.57
A-	22.01

	August 2024	July 2024
AAA	18.17	18.22
AA+	10.94	10.84
AA	14.30	14.44
AA-	34.57	34.46
A-	22.01	22.04



Morningstar
Category % Rank
3 Year

26 Best=1 Worst=100

Morningstar
Return
3 Year

+Avg

Morningstar
Rating
5 Year

★★★★★

This document constitutes advertising material. This document is intended exclusively for qualified investors pursuant to Art. 10 para. 3 and 3ter of the Federal Act on Collective Investment Schemes ("CISA"). It is not an offer or recommendation to buy or sell any investment fund. The information contained in this document is subject to change at any time. The information does not take into account the specific or future investment objectives, the tax or financial position, or the individual requirements of the recipients of this document. The information in this document is made available without any form of guarantee or assurance. It is solely intended for informative purposes and the personal use of the recipients of this document. Any investment in the fund should only be made following careful study of the current prospectus with integrated fund contract. Fund shares may be unsuitable or not available for sale in different jurisdictions, and unsuitable for or not available for sale to certain types of investor. Fund shares may not be offered, sold or distributed in the USA. The price and value of the investments and any resulting income may fluctuate. Investors must be prepared and in the financial position to withstand price losses, some of which may be significant. Past performance is no indication for future results. The performance figures do not include commissions and costs, which arise at subscription and redemption of units. The legal fund documents are available free of charge at LLB Swiss Investment AG, Claridenstrasse 20, CH-8002 Zürich or on the website at www.swissfunddata.ch.