

## ONE Sustainable Fund - Global Environment



Formerly the LIVING PLANET FUND-GLOBAL ENVIRONMENT

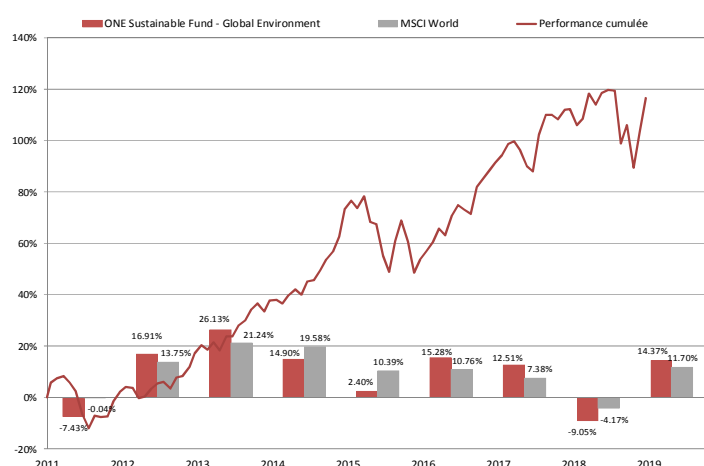
### SPECIFICITY

The MSCI World index is not a determinant criterion in the fund investment process. It is mentioned in the following only as a risk indicator.

Indeed, the specificity of the investment theme implies significant deviations in both the sector and geographical allocation.

The strategy built is based on economic sectors offering the longest investment horizon for sustainable value creation, which can only partially represent the MSCI World Index.

### HISTORICAL PERFORMANCE



### PERFORMANCES

YTD	<b>14.37%</b>
Since inception	<b>116.68%</b>
1 month	<b>6.54%</b>
3 months	<b>5.12%</b>
6 months	<b>-1.42%</b>
1 year	<b>2.11%</b>
2 years	<b>13.19%</b>
3 years	<b>41.06%</b>

### TOP 10 POSITIONS

DANAHER CORP	Water management	5.22%
UNION PACIFIC CORP	Ecological transportation	4.80%
AIR PROD. CHEM	Environmental chemistry	4.65%
KONINKLIJKE DSM	Environmental biology	4.62%
CSX CORP.	Ecological transportation	4.57%
SHIMANO INC	Ecological transportation	4.25%
SGS S.A.	Sustainability advisors	4.21%
3M CO.	Ecological material	4.19%
JOHNSON CONTROLS INTL	Ecological Material	4.15%
SCHNEIDER ELECTRIC	Energy efficiency	4.09%

### INVESTMENT GOALS

**The fund offers an opportunity to invest in companies whereby they can reconcile investment goals with their environmental convictions.**

The fund invests in companies that look to the future in order to:

- Significantly contribute to protecting the environment
- Meet long-term financial criteria
- Evidence a relevant link with one or several selected sectors
- Invest in companies which evidence their economic profitability, that have a business plan which integrates long-term strategy

### FUND FEATURES

Manager	CONINCO Explorers in finance SA
Management Company	FundPartner Solutions (Europe) S.A.
Custodian Bank	Pictet & Cie (Europe) S.A.
Swiss Representative	FundPartner Solutions (Suisse) S.A. Route des Acacias 60 1211 Geneva 73
Swiss Paying Agent	Banque Pictet & Cie S.A.
Auditors	Deloitte Audit - LU
Fund Type	Open
European Passport	UCITS IV Part 1
Domicile of the Fund	Luxembourg
Inception Date	14.03.2011
Currency	EUR
End of Fscal Year	31.12
Subscription/Redemption	Daily
Dividend Policy	Reinvested
Management Fees	max 1%
ISIN	LU0594231770
Bloomberg	LPGENVB LX
Telekurs	12610719
Measure of Risk	MSCI World
Min. Investment	EUR 50'000

### FINANCIAL RATIOS

Fund size (millions EUR/CHF)	<b>45.99/ 52.22</b>
Market Cap of the underlying	<b>856.00</b>
Net Asset Value (in EUR)	<b>2'166.77</b>
Annualised volatility (%)	<b>12.57</b>
Sharpe ratio	<b>0.69</b>
Correlation	<b>0.89</b>
Tracking error (%)	<b>5.84</b>
Information ratio	<b>-0.21</b>
Beta	<b>1.02</b>



Signatory of:



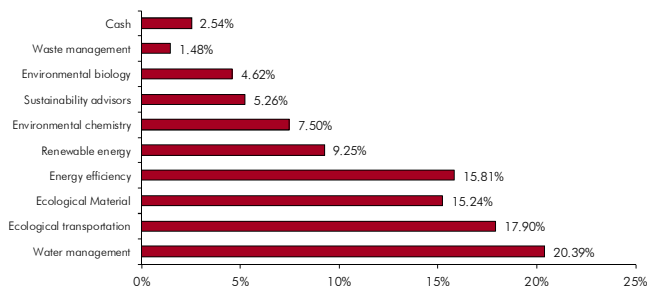
Principles for Responsible Investment



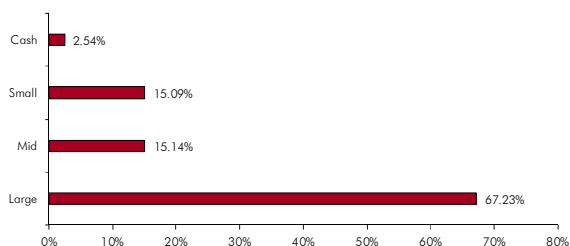
## HISTORICAL PERFORMANCES

Perf %	Jan	Feb	Mar	Apr	May	Jun	Jul	Aug	Sep	Oct	Nov	Dec	YTD
<b>2011</b>			5.81%	1.46%	0.89%	-2.31%	-3.45%	-8.95%	-5.53%	5.58%	-0.61%	0.40%	-7.43%
<b>2012</b>	6.39%	3.63%	1.91%	-0.17%	-4.00%	0.68%	3.05%	1.99%	0.37%	-2.39%	4.13%	0.59%	16.91%
<b>2013</b>	3.29%	4.87%	2.67%	-1.51%	2.46%	-2.63%	4.69%	-0.13%	3.50%	1.66%	3.23%	1.63%	26.13%
<b>2014</b>	-2.25%	3.16%	0.26%	-1.13%	2.45%	1.60%	-1.35%	3.50%	0.45%	2.56%	2.91%	2.01%	14.90%
<b>2015</b>	3.58%	6.53%	2.01%	-1.63%	2.64%	-5.60%	-0.56%	-7.26%	-4.12%	8.17%	4.83%	-4.80%	2.40%
<b>2016</b>	-7.55%	3.44%	2.15%	2.34%	3.24%	-1.65%	4.70%	2.50%	-1.11%	-0.87%	6.13%	1.71%	15.28%
<b>2017</b>	1.81%	1.55%	1.42%	2.32%	0.49%	-1.68%	-3.23%	-1.10%	7.60%	3.85%	-0.01%	-0.75%	12.51%
<b>2018</b>	1.70%	0.17%	-2.88%	1.25%	4.56%	-1.90%	2.18%	0.51%	-0.18%	-9.33%	3.61%	-8.09%	-9.05%
<b>2019</b>	7.35%	6.54%											14.37%

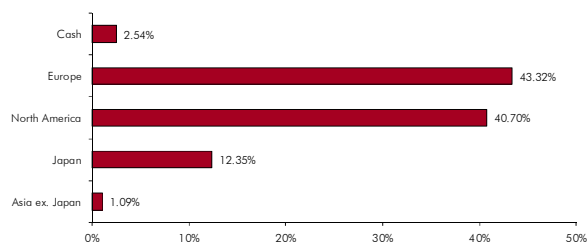
## SECTOR BREAKDOWN



## MARKET CAP BREAKDOWN



## GEOGRAPHIC BREAKDOWN



## LEGAL DOCUMENTS

The most recent prospectus, fund's regulation, annual or semi-annual reports, KIIDS are available upon request to the manager, the management company or at the Swiss representative. These documents are distributed free of charge.

This publication is intended for information purposes only, should not be construed as an offer or recommendation or solicitation for sale, purchase or engagement in any other transaction and shall be distributed to financial professionals only, e.g. in the United Kingdom and in the United States of America only to financial professionals and/or institutional investors as defined below. All material is provided without express or implied warranties or representations of any kind and no liability is accepted. Opinions and comments therefore reflect current views of the author, but not necessarily of the company and are subject to change without notice. Other group entities may have issued, and may in the future issue, other reports that are inconsistent with, and reach conclusions different from, the information presented in this report.

We assume no obligation to ensure that such other reports are brought to the attention of any recipient of this report. The investments herein may not be suitable for all recipients. Past performance is no guarantee of future results and no guarantee is implied. The price, value of, and income from any of the securities or financial instruments mentioned in this report can fall as well as rise. International investing includes risks related to political and economic uncertainties of foreign countries, as well as currency risk. The group and/or its employees and associates may have or have had financial or other interests or positions in relevant securities. Other countries: Laws and regulations of other countries may also restrict the distribution of this report. Persons in possession of this document should inform themselves about possible legal restrictions and observe them accordingly. Further information is available on request. Subject to copyright with all rights reserved.

*\*\*Performance data does not include the commissions and fees charged at the time of subscribing for or redeeming of shares.\*\**

## MONTHLY COMMENTS

During the month of February, the fund continued its upward trend with a positive performance of 6.54% outperforming the MSCI World index by 2.92% (the index was up 3.62%).

The Fund benefited from its overweight position in the Industrials sector, which continued to recover during the month, as well as from the underweight positions in the Energy, Consumer (discretionary and staples) and Healthcare sectors.

At the regional level, US companies had a positive contribution with companies like Toro active in Energy Efficiency sector (up 15.9%), or Danaher who is active in Water Management with a performance of 15.2%.

Finally, we note the good contribution of the Environmental Consultancy theme with companies like RPS Group in the UK up 40.4% or SGS in Switzerland up 6.5%.

On the negative side, the fund was impacted by the overweight position in the Material sector as well as the performance of Japanese companies such as Denso, which is active in Ecological transportation with -5.7%.

## ABOUT CONINCO Explorers in finance SA

CONINCO Explorers in finance SA, in addition to its consulting activities for institutional investors, has almost 28 years of experience in asset management and value enhancement.

The company is regulated by the FINMA, the federal authority for financial markets' supervision, in the capacity of collective investment manager as understood by Articles 13 and 14 of the law on collective investments (LPCC) and is a signatory of the Principles for Responsible Investment (PRI).

## CONTACT/ASSET MANAGER

CONINCO Explorers in finance SA

Quai Perdonnet 5, CH-1800 Vevey

T. +41 (0)21 925 00 33 | F. +41 (0)21 925 00 34

Email : [coninco@coninco.ch](mailto:coninco@coninco.ch)

[www.coninco.ch](http://www.coninco.ch)