


Raiffeisen-Nachhaltigkeit-EmergingMarkets-Aktien (ein Anlagefonds von Raiffeisen Capital Management Österreich) (I)

Current fund strategy

Raiffeisen-Nachhaltigkeit-EmergingMarkets-Aktien (ein Anlagefonds von Raiffeisen Capital Management Österreich) (I) is an equity fund. It invests mainly in equities issued by companies which are domiciled or primarily active in the emerging markets. In doing so, it invests in companies which have been rated as sustainable on the basis of social, ecological, and ethical criteria. There is no investment in certain sectors such as armaments or green/plant-based genetic engineering, as well as in companies that violate labour and human rights. The Fund is particularly suitable for investors who wish to benefit from the long-term earnings potential of the emerging markets and support sustainable business practices at the same time. The typical risks for investment in equities, ranging from elevated price volatility to possible loss of capital, also apply to this Fund. The fund is actively managed without reference to a benchmark.

Risk indicator ²



Lower risk

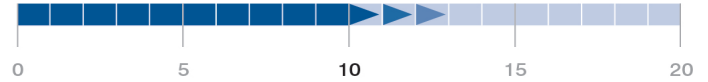
Higher risk

General fund information

Fund launch	Mar 15, 2017
Fund volume in mn	319,83
Minimum investment in EUR	500.000
Accounting year	01.03. - 28.02.
Annual dividend payment	01.06.
Bloomberg-Ticker	RANEIVA
Valor	35460940
ISIN distribution (A)	AT0000A1TB75
ISIN full income-retaining (V)	AT0000A1TB83

Past value is not a reliable indicator of the fund's future performance.

Recommended holding period in years



Comments from fund management

The performance of the equity markets in the emerging economies was largely positive in September. The strongest price gains were seen on the exchanges in Thailand, Indonesia, and the Philippines. Losses were registered for the equity markets in Poland and South Korea.

Consumer staples shares in India were purchased, as revenue and profits increased again following a long phase of weakness in the sector. Financials in China were reduced because the demand for loans continues to decline.

India saw economic growth of 6.7% last quarter. While the construction and financial sectors turned in the highest growth rates, the agricultural sector was weaker than expected. Overall, the growth prospects for India remain very positive, with growth rates of roughly 7% expected for this year and next year. (23.09.2024)

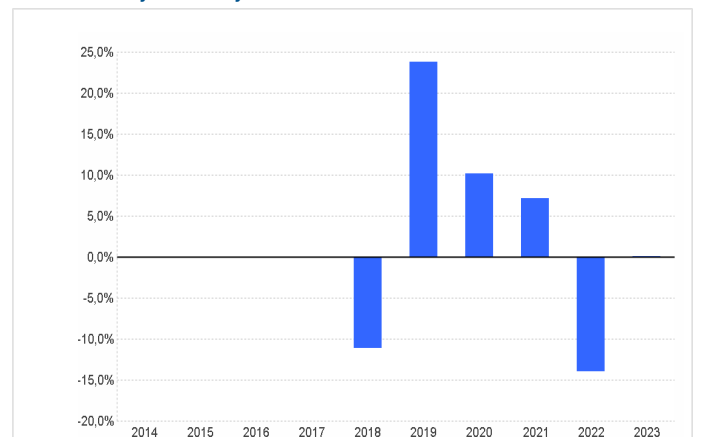
Performance 5 years: Sep 30, 2019 - Sep 30, 2024



In % p.a.	1 Year	3 Years	5 Years	10 Years	since inception (Mar 15, 2017)
Fund	20,27	0,52	5,12	—	4,24

Source: Custodian Bank (Raiffeisen Bank International AG)

Performance by calendar years



in %	2014	2015	2016	2017	2018	2019	2020	2021	2022	2023
Fund	—	—	—	—	-11,1	23,8	10,2	7,2	-13,9	0,0

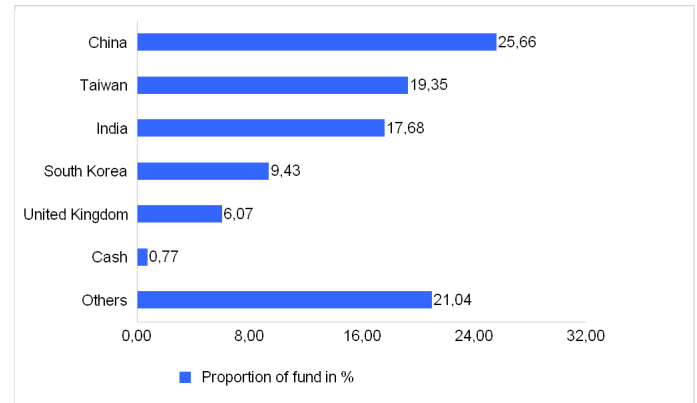
Source: Custodian Bank (Raiffeisen Bank International AG)

Raiffeisen KAG calculates performance based on the published fund price, using the OeKB methodology. For more details on the calculation, please see the next page. ¹

The performance scenarios can be found in the key information document.

Raiffeisen-Nachhaltigkeit-EmergingMarkets-Aktien (ein Anlagefonds von Raiffeisen Capital Management Österreich) (I)
10 largest equity positions (proportion of fund assets in %)

Taiwan Semiconductor Manufacturing Co Ltd	8,17
Tencent Holdings Ltd	5,38
Samsung Electronics Co Ltd	4,11
Alibaba Group Holding Ltd	3,31
Bharti Airtel Ltd	2,76
Asustek Computer Inc	2,45
ICICI Bank Ltd	2,39
Meituan	1,97
HCL Technologies Ltd	1,75
Quanta Computer Inc	1,51

Structure by country of domicile (proportion of fund assets)

Share class information

	ISIN	Launch
ISIN distribution (A)	AT0000A1TB75	Mar 15, 2017
ISIN full income-retaining (V)	AT0000A1TB83	Mar 15, 2017
Redemption fee max. (%)		-
Ongoing charges (%) ³		1,65
of which: management fee (%)		1,00

Performance fees: There is no performance fee for this product.

The management company notes that the sales office can charge fees for the purchase and/or redemption of unit certificates.

Risk indicators

Volatility (% p. a., 3 years)	12,54
Sharpe Ratio (p. a., 3 years)	-0,08
Maximum Drawdown (% , since inception)	-32,31

The fund exhibits elevated volatility, meaning that unit prices can move significantly higher or lower in short periods of time, and it is not possible to rule out loss of capital.

This is a marketing notice. All of the data and information have been collected and assessed with great care; the sources used are considered to be reliable. The information is current as of the time of update. No liability or guaranty can be assumed for the accuracy or completeness of the information.

The German-language versions of the published prospectuses and the information for investors pursuant to § 21 of the Austrian Alternative Investment Fund Managers Act (Alternative Investmentfonds Manager-Gesetz, AIFMG) and the key information documents for the funds of Raiffeisen Kapitalanlage-Gesellschaft m.b.H. authorized for distribution in Switzerland may be downloaded from the "Kurse und Dokumente" section of the website www.rcm-international.com/RCMCH. First Independent Fund Services AG, Feldeggstrasse 12, CH-8008 Zurich, has been appointed as the fund's representative in Switzerland. Raiffeisen Schweiz Genossenschaft, Raiffeisenplatz, 9001 St. Gallen, is the fund's paying agent in Switzerland. The prospectus, the information for investors pursuant to § 21 AIFMG, the key information documents, the fund regulations and the annual and semi-annual fund reports for the fund may be obtained free-of-charge from the fund's representative in Switzerland. A summary of investors' rights in German and English is available via the following link: <https://www.rcm.at/corporategovernance>. Please note that Raiffeisen Kapitalanlage-Gesellschaft m.b.H. has the right to terminate the arrangements made for the distribution of fund unit certificates outside of the fund's country of domicile, Austria.

The collective investment scheme is domiciled in Austria.

¹ The performance is calculated by Raiffeisen KAG on the basis of published fund prices, using the method developed by OeKB (Österreichische Kontrollbank AG). Individual costs such as transaction fees, the subscription fee, the redemption fee, the custody charges of the investor and taxes are not included in the performance calculation. If included, these would lead to a lower performance. Past performance is not a reliable indicator of future performance. Markets could develop very differently in the future. Based on the illustration, you can assess how the fund was managed in the past. Notice for investors with a different functional currency than the fund currency: We expressly point out that returns may rise or fall due to currency fluctuations.

² The risk indicator assumes you keep the product for 10 years.

³ These are the ongoing costs incurred if you exit after 1 year. The ongoing costs are comprised of management fees and other administrative or operating costs (Estimate on the basis of the actual costs over the last year) as well as transaction costs (estimate of the costs incurred when the management company buys and sells the underlying investments for the fund. The actual amount will vary depending on how much the management company buys and sells.) Value pursuant to the key information document valid at the time of preparing this information.