

Equity - Swiss

NS (CH) FUNDS - Swiss Excellence Class I (CHF)

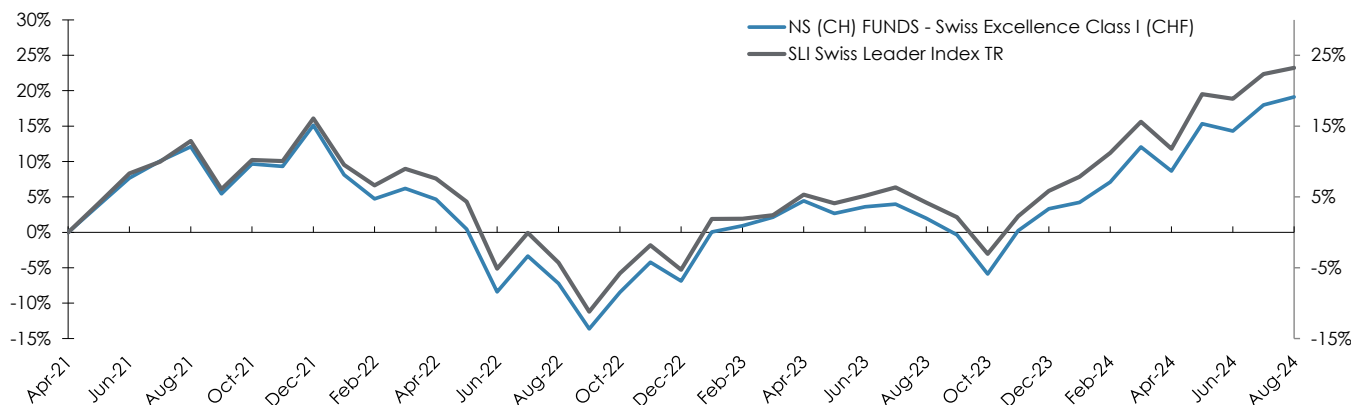


August 31, 2024

FUND OBJECTIVE

NS (CH) FUNDS-Swiss Excellence is an open-end fund domiciled in Switzerland. The Fund's objective is to outperform the Swiss equity market measured by the "SLI" Swiss Leader Index® Total Return by investing mainly in Swiss shares. The manager integrates ESG criteria into the selection and weighting of companies in the portfolio.

HISTORICAL PERFORMANCE



MONTHLY PERFORMANCE (%) NET OF FEES

Year	Jan	Feb	Mar	Apr	May	Jun	Jul	Aug	Sep	Oct	Nov	Dec	Fund	Index*
2024	0.86%	2.75%	4.65%	-3.06%	6.14%	-0.88%	3.22%	0.96%					15.27%	16.43%
2023	7.46%	0.87%	1.20%	2.25%	-1.69%	0.92%	0.34%	-1.92%	-2.29%	-5.53%	6.48%	3.09%	10.98%	11.76%
2022	-6.07%	-3.15%	1.41%	-1.43%	-4.04%	-8.80%	5.50%	-3.99%	-6.92%	5.99%	4.64%	-2.80%	-19.12%	-18.41%
2021					3.83%	3.68%	2.23%	1.86%	-5.92%	3.98%	-0.30%	5.30%	15.12%	16.07%

STATISTICAL ANALYSIS (Since May 2021)

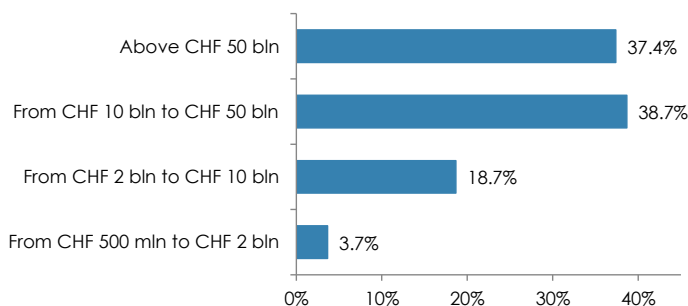
Return	Fund	Index*
Annualized return	5.4%	6.5%
% Positive Months	60%	60%

Risk	Fund	Index*
Annualized Volatility	14.2%	14.2%
Sharpe Ratio (1%)	0.31	0.39

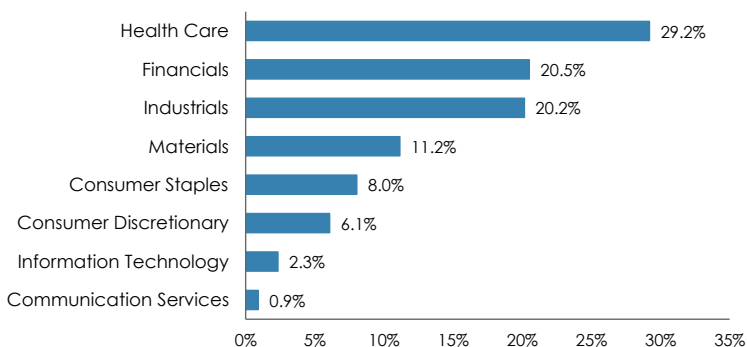
Comparison To Benchmark	Index*
Annualized Alpha	-1.0%
Beta	0.99
Correlation	0.99

Top Holdings	Weight
Novartis AG	7.6%
Roche Holding AG	7.5%
Nestle SA	5.8%
Cie Financiere Richemont SA	5.6%
Holcim AG	4.2%
Swiss Re AG	4.1%
UBS Group AG	4.1%
Zurich Insurance Group AG	4.0%
Lonza Group AG	3.7%
Givaudan SA	3.3%
Total number of holdings	51

Market Cap Breakdown



Sector Breakdown



*Index: Swiss Leader Index TR

Equity - Swiss NS (CH) FUNDS - Swiss Excellence Class I CHF - Dividende



August 31, 2024

FUND COMMENTARY

"Good Times" – Chic, 1979

With all major equity indices comfortably up so far this year (barring the Chinese CSI300), investors are clearly enjoying good times; added to the pleasant returns delivered by stocks, fixed income and credit also rose in August, helped by the looming rate cuts that the Fed has telegraphed at the beginning of July. The flip side of this optimism is that there are more and more signs of an economic slowdown in the US, which has left investors unscathed at this point because the preferred scenario is a soft landing, not a recession.

In August, the MSCI World added 2.5%, the S&P500 2.3%, the tech-heavy Nasdaq 1.1%, the Stoxx 600 1.3% and the MSCI Emerging Markets 1.4%; the Japanese Topix confirmed its dependency on the JPY exchange rate: while the Yen rose 2.92% versus the US dollar, the Topix fell by the exact same percentage. It is interesting to notice that, in a month of falling yields (usually favouring Growth), the MSCI World Value outperformed the MSCI World Growth (+2.6% vs +2.4%), which is quite an unusual feat. Much more conform to the tradition was the upside move in Gold (+2.3%) when both the dollar and yields fall (-2.3% for the broad dollar index and -13 bps for the US 10 year yields). August marked the end of the Q2 earnings season, which has been good overall; expectations were pretty high though, as shown by the market's reaction to the spectacular results published by Nvidia: despite a blow-up, the stock fell more than 6% the very day of the earnings release.

So, should you "leave your cares behind" or consider "that it's getting late", as sung by Chic? There are pros and cons: softer economic growth is not good for profits, but, at the same time, lower interest rates should help the economy and valuations. Inflation has receded and does not seem to be a threat for now, so the path gets clearer for Central Banks to ease.

Swiss Excellence was up 0.92% (DPM class) in August versus +0.73% for the UCIT-compliant SLI Total Return index. On a year-to-date basis, the fund is up 14.89% versus +16.43% for the benchmark.

The fund outperformed its benchmark last month, driven by strong performance in healthcare and financial sectors. In relative terms, the fund's overweight positions in Swiss Re and Sonova, as well as its underweight position in Lonza, combined with its exposure to Siegfried, Galderma, Huber + Suhner, and Swissquote, were the primary drivers of outperformance. The largest contributors to the fund's performance were Galderma (+19.12%), Huber + Suhner (+11.95%), Straumann (+6.58%), Sonova (+9.84%), Siegfried (+9.18%), Swiss Re (+6.69%), Swissquote (+8.13%), and Novartis (+3.59%). In August, the SMI, SLI, and SPI Extra demonstrated performance gains of 0.97%, 0.73 and 0.53%, respectively.

The defensive allocation of the portfolio has been enhanced with strategic acquisitions of Nestlé, Siegfried, and Sandoz. In contrast, our positions in Forbo and Kuehne + Nagel have been trimmed due to underperformance, and we have fully exited our investment in Galenica. We have initiated a new position in Galderma, a CHF19 billion dermatology firm. Galderma presents compelling growth prospects and financial fundamentals. The company boasts a diversified revenue stream across multiple segments, including prescription pharmaceuticals, over-the-counter skincare products, and aesthetic treatments.

Swiss Excellence now has a median market capitalisation of CHF 13.1 bln, the largest position being Novartis (7.6%) and the smallest Medacta (0.3%). The main overweight sector is industrials (20.2% of the portfolio versus 10.0% for the benchmark), and the main underweight is healthcare (29.2% versus 34.2%). 22% of the portfolio is made up of companies with a market capitalisation of less than CHF 10 bln and 4% of our investments have a market capitalisation of less than CHF 2 bln. Our top 5 positions are Novartis, Roche, Nestlé, Cie Financière Richemont and Holcim.

The Swiss Excellence strategy, i.e. the DGC Swiss Excellence fund and NS (CH) Funds Swiss Excellence fund, now totals CHF 125.2 million.

GENERAL INFORMATION

Signatory of:



Fund Inception	14-May-2021	Subscription	Daily (1 Business Days)	Fund Domicile	Switzerland
Strat. AUM (CHF)	125'217'672	Redemption	Daily (1 Business Days)	Inv. Manager	NS Partners SA
AUM (CHF)	73'831'207	Management Fee	1.00%	Administrator	GERIFONDS SA
Share classes	USD EUR CHF GBP	Performance Fee	10.00%	Auditor	PricewaterhouseCoopers SA
Investment Min	3'000'000	NAV	115.86	Custodian	Banque Cantonale Vaudoise
ISIN (I CHF)	CH1106275089	Dividend	Distributed		
Fund Type	Swiss Fund				

www.nspgroup.com

This document is a Marketing Monthly Factsheet. The information contained in this communication is confidential and is for the exclusive use of the original recipient(s). In addition, this document is not intended for any person who is a citizen or resident of any jurisdiction where the publication, distribution or use of the information contained herein would be subject to any restrictions or limitations. This communication is for informational purposes only and it is not intended as an offer or solicitation for the purchase or sale of any financial instrument or as an official confirmation of any transaction. All market prices, data, and other information are not warranted as to their completeness or accuracy and are subject to change without notice. Past performances are not indicative or a guarantee of current or future returns. Performance figures are calculated on a NAV basis, taking into account dividends, if any, but no subscription or redemption fees that might be levied. Fund values rise as well as fall, and losses on investment may equal or exceed original investment. Any comments or statements made herein do not necessarily reflect those of NS Partners Europe SA, NS Partners SA or its subsidiaries and affiliates. Moreover every investor is recommended to seek legal and fiscal advice before taking any investment decision, and to ascertain that the contemplated investment is suitable in terms of his investment experience, knowledge and financial situation. For additional information, please refer to the prospectus and fund contract of the fund. The prospectus and fund contract, the KID, the semi-annual and annual reports are available free of charge at GERIFONDS SA (www.gerifonds.ch), the fund management company. - SIX Index AG (hereafter: SIX) is the source of the index : Swiss Leader Index Total Return and the data comprised therein. SIX has not been involved in any way in the creation of any reported information and does not give any warranty and excludes any liability whatsoever (whether in negligence or otherwise) – including without limitation for the accuracy, adequateness, correctness, completeness, timeliness, and fitness for any purpose – with respect to any reported information or in relation to any errors, omissions or interruptions in the index or its data. Any dissemination or further distribution of any such information pertaining to SIX is prohibited.