

VI CorE Aktien Ausland - I1

August 2024

Key Data

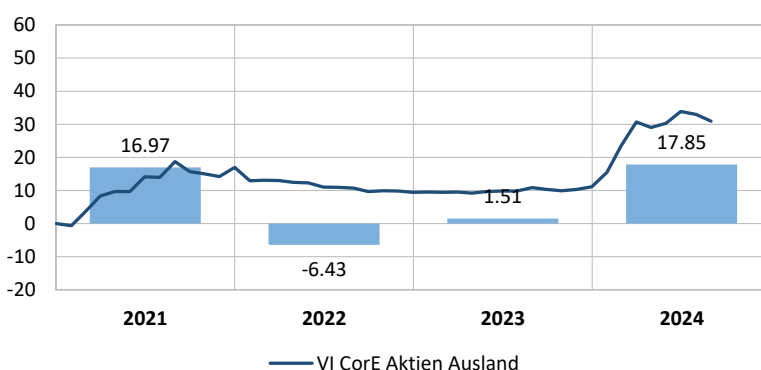
| | |
|-------------------------------|--|
| Date | 31.08.2024 |
| Base currency | CHF |
| Total fund assets | CHF 11'360'889 |
| NAV | CHF 150.68 |
| Share Class | I1 |
| ISIN / Valor | CH0313622950 / 31362295 |
| Bloomberg Ticker | VICAAI1 |
| Minimum investment | CHF 50'000 |
| Launched date | 01.09.2016 |
| Domicile | Switzerland |
| Legal Structure | other fund for traditional investments |
| Total Expense Ratio (TER) | 0.73% (31.8.2023) |
| Charges in favour of the Fund | issue: 0.20% redemption: 0.20% |
| Valuation frequency | daily |
| Investment Manager | VI VorsorgeInvest AG |
| Fund management company | 1741 Fund Solutions AG |
| Custodian | Bank Julius Bär AG |
| Benchmark | no benchmark |
| Appropriation of profit | accumulating |

Investment focus and suitability

The main investment objective of the VI CorE Aktien Ausland sub-fund is to achieve long-term capital growth while diversifying risk. The investment strategy follows the signals provided by Theta AG's quantity-based stability indicator. The signals are calculated separately and implemented for various countries on a monthly basis. On the basis of these signals, the equity allocation in different countries and regions is managed in accordance with the risk measured between 0% (high-risk signals) and 100% (low-risk signals). With an equity allocation of 0%, the direct and/or indirect investment rate in liquid investments is 100%, i.e. the equity exposure is hedged with futures. The equity exposure is managed either by increasing/lowering the equity allocation or via futures. The equity exposure may be between 0 and 100%; consequently, yields and risk may differ greatly from the underlying markets.

Past performance, especially over short periods, does not predict future returns.

Performance



| Performance (in %) | 1 month | 3 months | YTD | 1 year | 3 years pa | 5 years pa |
|--------------------|---------|----------|-------|--------|------------|------------|
| Fund | -1.55 | 0.49 | 17.85 | 18.09 | 3.32 | 5.65 |

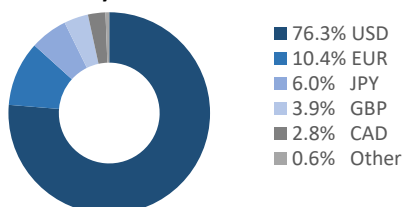
Statistical data in %

| | Fund | Benchmark |
|--------------------------------------|------|-----------|
| Volatility (3 years) | 6.85 | - |
| Value at Risk (95% confidence level) | 3.19 | - |
| Sharpe Ratio (3 years / basis 0%) | 0.49 | - |

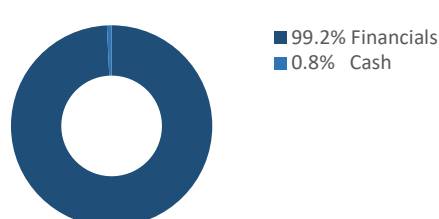
Top 10 positions

| Total Top 10 positions | Country | in % |
|--------------------------------|---------|--------------|
| Total Top 10 positions | | 99.25 |
| iShares MSCI USA UCITS ETF | US | 24.66 |
| UBS Irl ETF plc - MSCI USA UCI | US | 24.49 |
| Invesco MSCI USA UCITS ETF | US | 24.45 |
| UBS Lux Fund Solutions - MSCI | LU | 8.19 |
| UBS Lux Fund Solutions - MSCI | JP | 5.96 |
| UBS Lux Fund Solutions - MSCI | GB | 3.89 |
| UBS Lux Fund Solutions - MSCI | CA | 2.75 |
| UBS Lux Fund Solutions - MSCI | LU | 2.70 |
| Xtrackers MSCI Nordic UCITS ET | EU | 2.15 |

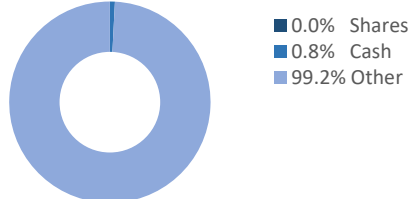
Currency allocation



Sector allocation



Asset Allocation



For information and advertising purposes only - Please read the legally required fund documents before making a final investment decision. This document was prepared by 1741 Fund Solutions AG as management company (hereinafter "1741") with the utmost care. However, 1741 provides no guarantee with regard to its content and completeness and accepts no liability for losses arising from its use. The opinions expressed herein are those of 1741 at the time of preparation and are subject to change without notice. Unless otherwise stated, all figures are unaudited. This document should be read in conjunction with the legally required fund documents (fund contract and annual report and, where applicable, prospectus, key information document and semi-annual report) (hereinafter "fund documents"), which can be obtained free of charge from the fund management company and the fund's custodian bank. Subscriptions for units will only be accepted on the basis of the fund documents. This marketing communication relates to the units of the relevant fund and not to an underlying asset acquired by the fund. The information contained in this document is for information purposes only and should not be construed as an offer, recommendation or investment advice. It does not take into account any specific needs and does not release the recipient from his own assessment, if necessary with the assistance of an advisor, of the compatibility of the information with his own circumstances, legal, regulatory, tax and other consequences. The investment policy may only be reproduced in an abridged version. The full investment policy, including all investment restrictions, can be found in the fund documents. The fund is actively managed. Every investment is associated with risks, particularly fluctuations in value and income. In the case of foreign currencies, there is an additional risk that the foreign currency may lose value against the investor's reference currency. A total loss of the invested amount is possible. Comprehensive descriptions of the risks can be found in the fund documents. The performance shown does not take into account any commissions and costs incurred when subscribing, converting, redeeming or holding fund units, which may reduce investors' returns. Information on the net asset value (NAV) is exclusive of any commissions. There is no guarantee that the performance of any benchmark index will be matched or exceeded. This fund is domiciled in Switzerland. Distribution is expressly not directed at persons whose nationality or residence prohibits access to such information under applicable law. This fund is not registered under the United States Securities Act of 1933. Further information on this and on public distribution in the individual countries can be found in the fund documents. All rights reserved.