



GSC Green Tech ESG Fund - A CHF

September 2024

Key Data

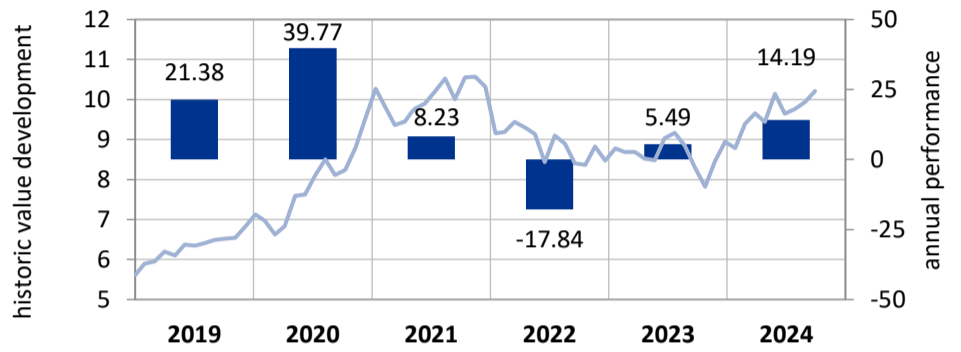
Date	30.09.2024
Total fund assets	USD 10'786'429
NAV	CHF 10.54
Share Class	A CHF
ISIN	CH1114445070
Valor	111444507
Bloomberg Ticker	GSGTACH
Minimum investment	none
Launch date	21.05.2021
Domicile	Switzerland
Legal Structure	contractual umbrella fund
Total Expense Ratio (TER)*	1.12%
Performance Fee	10.00%
Valuation frequency	daily
Investment Manager	Reuss Private AG
Fund management company	1741 Fund Solutions AG
Custodian	Bank Julius Bär AG
Auditor	Grant Thornton AG
Appropriation of profit	accumulating
Distribution authorisation	Switzerland

* Fund charges are in CHF

Investment focus and suitability

The fund only invests in companies that have a measurable impact in addressing the environmental challenges of our planet with innovative technologies. Periodically, 25 of the best stocks within the Green Technology sector are selected based on quality, value and momentum.

Performance in CHF

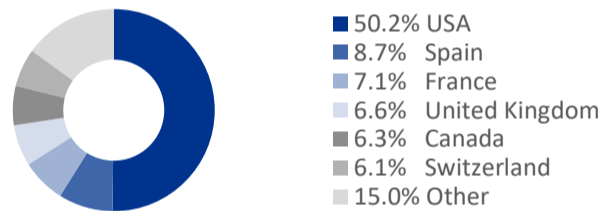


Past performance is not indicative of future returns.

Source: Net asset value (NAV) as calculated and published by the fund management company.

Disclaimer: The performance until 07.04.2021 refers to the GSC Green Tech Portfolio.

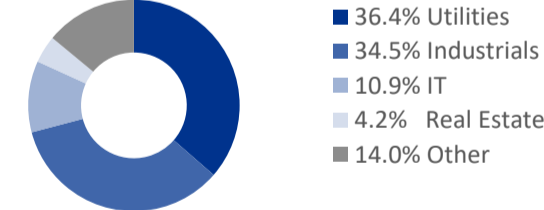
Country allocation



Currency allocation



Sector allocation



Performance (in %)	1 month	YTD	1 year	5 years	since launch
GSC Green Tech ESG Fund	2.73	14.19	22.99	57.31	81.72

Statistical data in (in %)

Volatility (1 year)	16.46
Value at Risk (95% confidence level)	7.66
Sharpe Ratio (1 year / basis 0%)	1.39

Top 10 positions

	Sector	Country	in %
Fortum	Utilities	FI	4.49
NextEra Energy	Utilities	US	4.39
Iberdrola	Utilities	ES	4.36
Trane Technologies	Industrials	IE	4.32
Xcel Energy	Utilities	US	4.24
EDP Renovaveis	Utilities	ES	4.06
Republic Services	Industrials	US	3.91
Veolia Environnement	Utilities	FR	3.89
Geberit AG	Industrials	CH	3.88
Waste Management	Industrials	US	3.87

General: This is a marketing advertisement. Please read the prospectus with integrated fund contract and the PRIIP in conjunction with the most recent annual report or semi-annual report, if available, before making a final investment decision. The relevant documents can be obtained from 1741 Fund Solutions Ltd. (hereinafter "1741"). Exclusion of liability: This document was produced by 1741. However, 1741 provides no warranty or guarantee for its content or completeness and accepts no responsibility for losses or damages of any kind that arise directly or indirectly from the use of this document or the information contained herein. The opinions expressed in this document are those of 1741 at the time the document was prepared and may change at any time and without notification. Unless otherwise stated, all figures are unaudited. For information purposes only: This document is provided for information purposes only and constitutes neither investment advice, nor an offer, nor a recommendation to buy financial instruments, nor does it exempt the recipient from the use of his own judgement. Audience: This document and all information within this document are not directed at any person, who qualifies as US person in accordance with Regulation S of the US Securities Act of 1933 as amended. Neither this document, nor any copy thereof may be sent to or taken into the United States or distributed in the United States or to a US person. Condition of use: This document and the information contained therein is intended solely for persons that may access the information in accordance with the legal and regulatory provisions of both their country of residence and their country of nationality. When in doubt, we recommend that you contact a local distribution office or credit institute. Performance: Every investment is associated with risks, especially with regard to fluctuations in value and return. Positive performance in the past or an indication of such is no guarantee of positive performance in the future. Collective capital investments are volatile and can also result in the total loss of the invested capital and any income. Performance information is based on the actual historical development of the fund (NAV) and thus includes the historically applied ongoing costs and fees, but does not take into account the commissions and costs charged on subscription and/or redemption. Furthermore, no guarantee can be given that the performance of the benchmark, if used, will be met or exceeded. Positive performance in the past or an indication of such is no guarantee of positive performance in the future. Investments in foreign currencies are exposed to currency fluctuations, and there is further risk that the foreign currency will decrease in value against the investor's reference currency. Distribution in Switzerland: This collective investment scheme may be distributed to all investors domiciled in Switzerland. This is a marketing document.

GSC Green Tech ESG Fund - A CHF

September 2024



Reuss Private

Glossary

Benchmark (BM):	An index that can be used by an investment fund as the basis of comparison for assessing the performance achieved.
Duration:	Refers to the period of time that capital is tied into a monetary or bond investment or in other debt securities, and determines the sensitivity of the price to interest rate changes. Unlike residual maturity, the duration also takes into account interest payments and other inflows from invested capital.
Yield to maturity:	The yield to maturity is the average yield generated by an investment each year if it is held until expiry.
Information Ratio:	The information ratio expresses the ratio of additional returns generated to the extra risk involved. The value generated can
Jensen Alpha:	Jensen's Alpha measures the performance of an investment (fund) in relation to its benchmark. A positive alpha means that the value of the fund has generated a higher return than the benchmark.
Jensen Beta:	The beta coefficient describes to what extent the price of a share tracks the value of an index, i.e. if the share performs better or worse than the market.
Correlation:	A statistic measurement which shows the linear relationship (or degree of parallel movement) between two series of figures, for example the performance of two equity investments.
Modified duration:	A risk indicator that measures the effect of price fluctuations on a bond issue or a portfolio of bond issues.
Residual maturity:	Time remaining until a bond must be repaid.
Rolling performance:	The rolling performance shows the performance over certain periods of time and is constantly updated once new fund prices are published.
Sharpe Ratio:	The Sharpe ratio (risk-adjusted performance) is generated by calculating the difference between the average annualised return and the risk-free return. The resulting figure is divided by the annualised standard deviation of the returns. The higher the Sharpe ratio, the better the fund performance in relation to the risk potential of its portfolio.
Total Expense Ratio (TER):	The TER is a measure of the total annual expenses incurred by a fund and is expressed as a percentage. It allows an accurate comparison of the costs of funds from different companies to be made.
Tracking error:	The tracking error measures the divergence between the return of a fund in relation to its benchmark.
Volatility:	A risk indicator demonstrating the fluctuation range (for example of the price or return of a security or fund unit) over a defined period; volatility is most often calculated using standard deviation. The higher the volatility, the greater the fluctuation range.
Year to Date (YTD):	Denotes the period from the beginning of the year to the current time.
Yield-to-Worst:	The lowest potential rate of return an investor could receive on investment in a callable bond, assuming the bond does not go into default.
Value at Risk	The value at risk describes a risk measure for the risk position of a portfolio. It is the quantile of the loss function. The value at risk for a given probability level indicates the level of loss that will not be exceeded within a given period with this probability.