

Arfina Selection Swiss Small & Mid Cap ESG Fund - M

ISIN: CH1101348683

Investment objective

The Fund seeks to achieve long-term capital appreciation by investing in a diversified portfolio of equities of small and mid-cap companies domiciled in Switzerland or exercising the predominant part of their economic activity in Switzerland.

Investment policy

Arfina is committed to an active investment approach with a focus on bottom-up stock selection. Investment decisions are based on fundamental company analysis. Our investment philosophy is to identify undervalued, high-quality companies with sustainable development properties. We invest in companies taking into account the economic cycle and industry-specific factors, with a long-term time horizon. Due to our investment philosophy, we are flexible with regard to "style investing".

Market comment

The month in brief

No Christmas rally in December 2024. With a decline of 0.8 %, our benchmark SPI Extra and thus the small and mid caps remained somewhat more stable than the broader SPI, dominated by large caps, which recorded a fall of 1.3 %. There was a widespread lack of stimulus, although the major central banks further lowered interest rates - with the SNB even cutting rates by half a percent. For once, the Swiss Franc is trading at a similar level to the Euro as it did at the turn of last year and is actually slightly weaker against the US Dollar.

Rapid weight loss of 20% with new GLP-1 syringes:

Shortly before Christmas, Novo Nordisk presented data on its new weight loss drug. Although 20% weight loss is a significant improvement versus the current blockbuster Ozempic, it is considerably less than the expected 25%. However, what lost 25% was Novo's richly valued stock on that single day.

Novo, Lilly and a number of other pharmaceutical companies are working feverishly on dual and triple agonists, promising not only to deliver even greater weight loss but also fewer side effects. Local active ingredient manufacturers such as Bachem also reacted negatively to Novo's disappointment, as it is reasonable to assume that both major players source their compounds from Bachem.

However, the structural growth of the GLP-1 market will hardly be slowed down by these trial data. There is practically no way around Swiss producers moving forward, regardless of which particular products will gain the largest market shares. The price healthcare will pay for such medicines remains an exciting discussion. On the one hand, high revenues are expected, but on the other hand, obesity is the cause of a large number of secondary diseases where expensive treatments could be avoided if patients achieved a healthier weight.

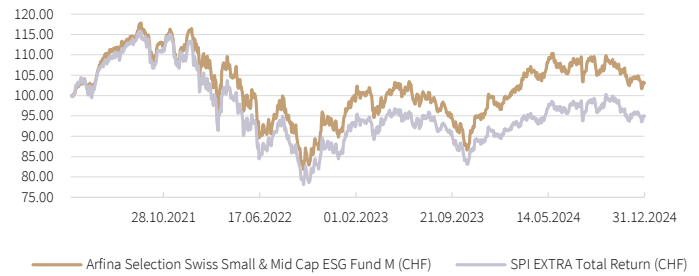
In any case, the gross margins of Novo, Lilly & Co will remain at sufficiently comfortable levels for suppliers to generate attractive margins as well.

Risk level*



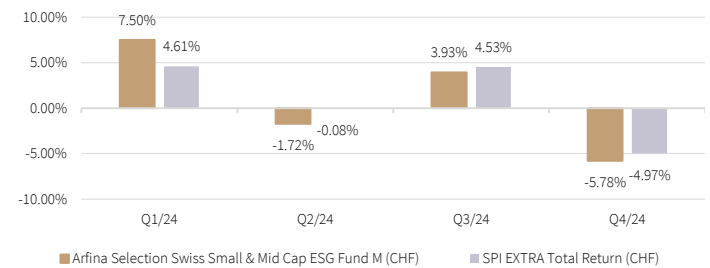
* as per current BIB dated 02.02.2024

Indexed Performance



Data source: PVB Pernet von Ballmoos

Quarterly Performance



Performance % in CHF

| | Arfina Selection cumulative | SPI Extra cumulative |
|------------------------------|-----------------------------|----------------------|
| YTD | 3.44% | 3.83% |
| 1 month | -1.31% | -0.83% |
| 3 months | -5.78% | -4.97% |
| 1 year | 3.44% | 3.83% |
| 3 years | -10.99% | -15.95% |
| 5 years | n.a. | n.a. |
| Since inception (22.03.2021) | 3.10% | -5.08% |

Arfina Selection (yearly)

| | |
|------|-----------------------------|
| 2024 | 3.44% |
| 2023 | 9.27% |
| 2022 | -21.25% |
| 2021 | (as from 22.03.2021) 15.83% |
| 2020 | - |

Past performance is shown net of fees and commissions. Past performance is not a reliable indicator of future performance. Investors may lose their invested capital.

Technical information

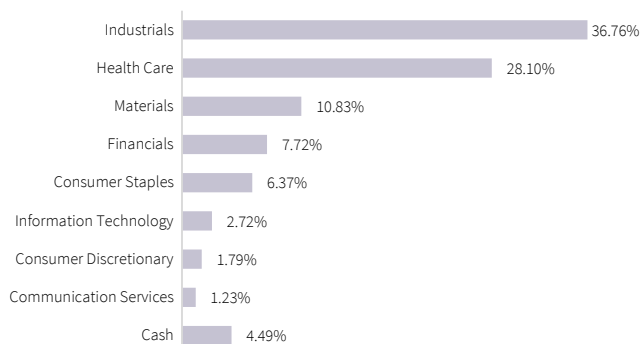
| | | | |
|------------------|--------|--------------------------|------------|
| NAV CHF | 102.61 | Dividend | reinvested |
| AuM (CHF mio.) | 37.40 | in the benchmark (SPIEX) | 94.44% |
| Volatility p.a.* | 17.16% | in the ESG index (SPIT) | 98.41% |
| # of positions | 39 | | |

* as per current BIB dated 02.02.2024

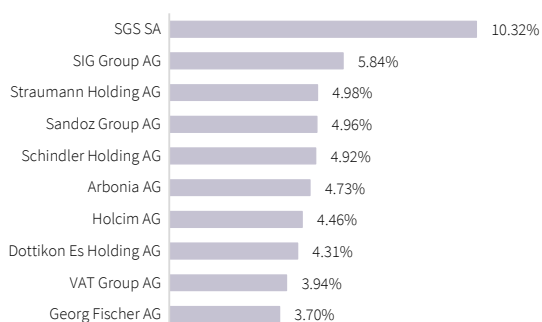
Arfina Selection Swiss Small & Mid Cap ESG Fund - M

ISIN: CH1101348683

Sector breakdown



Top 10 equities



General information

| | |
|----------------------------|---|
| Fund manager | Arfina Capital SA |
| Management company | PvB Pernet von Ballmoos AG |
| Auditors | Deloitte AG |
| Custodian bank | UBS Switzerland AG |
| Legal Status | Contractual investment fund "securities fund" |
| Domicile | Switzerland |
| Base currency | CHF |
| Inception date | 22.03.2021 |
| NAV valuation | daily |
| Management fee | 0.85% |
| Performance Fee | - |
| TER per 31.03.2024* | 1.20% |
| Max. subscription fee | 3.00% to the benefit of the intermediaries |
| Max. redemption fee | 0.00% to the benefit of the intermediaries |
| Subscription | daily |
| Redemption | daily |
| Min. initial subscription | 1 Unit |
| ISIN | CH1101348683 |
| Valor | 110134868 |
| Bloomberg | ARFINAM SW |
| Reuters | 68650600 |
| Website for documents | www.pvb.swiss, www.fundinfo.com |
| Tax transparency | Germany / Austria |
| Distribution authorisation | Switzerland |

*Current expenses are based on an estimate as per 31.03.2024 and are subject to annual fluctuations.

Monthly development

| | | Jan | Feb | Mar | Apr | May | Jun | Jul | Aug | Sep | Oct | Nov | Dec | Year |
|------|---------------|--------|-------|-------|--------|-------|--------|-------|-------|--------|--------|--------|--------|-------|
| 2024 | Share class M | -0.20% | 1.85% | 5.76% | -2.27% | 3.70% | -3.02% | 4.02% | 0.08% | -0.17% | -3.84% | -0.73% | -1.31% | 3.44% |
| | SPIEX Index | 0.09% | 0.74% | 3.74% | -1.54% | 3.32% | -1.78% | 3.33% | 0.57% | 0.58% | -3.96% | -0.22% | -0.83% | 3.83% |

Annual performance

| | 2021* | 2022 | 2023 | 2024 | 2025 | 2026 | 2027 | 2028 | 2029 | 2030 | 2031 | 2032 | 2033 |
|---------------|--------|---------|-------|-------|------|------|------|------|------|------|------|------|------|
| Share class M | 15.83% | -21.25% | 9.27% | 3.44% | - | - | - | - | - | - | - | - | - |
| SPIEX Index | 12.93% | -24.02% | 6.53% | 3.83% | - | - | - | - | - | - | - | - | - |

* Since inception (22.03.2021)

Your contact

Arfina Capital SA
Seestrasse 18A
8800 Thalwil

Contact details

+41 43 344 62 08
welcome@arfina-capital.com
www.arfina-capital.ch

The information provided is for promotional and informational purposes and is intended for the personal use of the recipient. It does not constitute investment advice and does not take into account specific or future investment objectives, tax or financial situation or individual needs of the recipient. The opinions expressed are subject to change and reflect the view of Arfina Capital SA in the current economic environment. The information and opinions provided are not legally binding and do not constitute an offer or solicitation to enter into any financial transaction. Arfina Capital SA makes no warranty or representation as to the accuracy or completeness of the information and opinions and disclaims all liability for any loss arising from the use of the information and opinions. Investments should only be made after a thorough reading of the current legal prospectus and/or the fund regulations, the articles of incorporation, the KIID, the BIB and the current annual and semi-annual reports, which can be obtained free of charge from PvB Pernet von Ballmoos AG, Zollikerstrasse 226, CH-8008 Zurich. Past performance is not a reliable indicator of future results. The performance shown does not take into account any costs and fees incurred upon purchase, redemption and/or conversion of the units. This document has been issued in response to your request. It may neither be reproduced nor forwarded to third parties.