

# GENERALI ESG Multi Asset Fund C



## Monthly Report – October 2024

### Fund description

GENERALI ESG Funds are among our most sustainable investment funds. ESG stands for environment, social and governance: the three criteria we take into account when selecting investments for sustainable economic practice.

The GENERALI ESG Multi Asset Fund is an investment fund under Swiss law in the “Other funds for traditional investments” category, and it is growth-oriented. The investment goal is primarily to increase the fund’s assets and produce stable results. To this end, we invest at least 30% and no more than 70% of the fund’s assets in the bonds of Swiss and international issuers and the equities of Swiss and international companies.

Sustainable investing is important to us, because sustainability is an issue that also concerns the financial world. With our ESG Funds, we therefore invest almost exclusively in companies that demonstrate environmental and social responsibility.

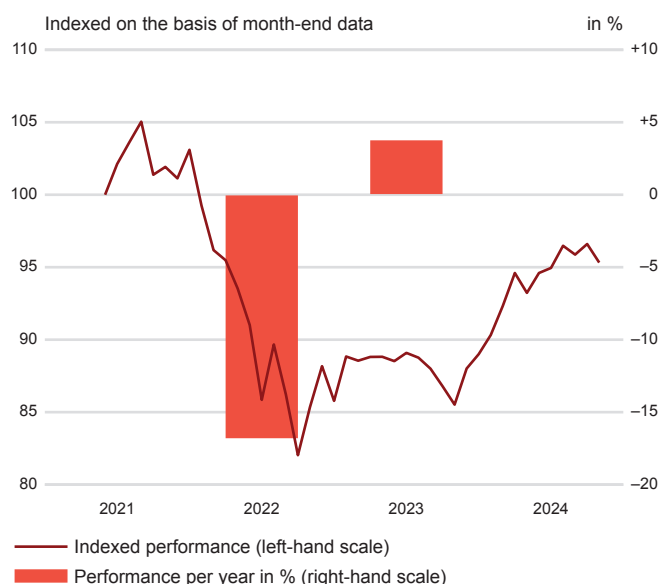
### Fund Facts

Name of fund	GENERALI ESG Multi Asset Fund
Class	C
Funds manager	Generali Investments Schweiz AG Sebastian Ehmann since August 2024
Domicile of fund	Switzerland
Fund management	Generali Investments Schweiz AG
Custodian bank	UBS Switzerland AG, Zurich
Currency of fund	CHF
ISIN	CH0597699450
Securities no.	59 769 945
Bloomberg	n.a.
Issuing commission	2.00%
Launch date	18 May 2021
Accounting year ends	31 March
Issue/redemption	daily
Benchmark	No representative reference index is available
Distribution	plowing back

### Customer service

Fund Administration  
Soodmattenstrasse 2  
8134 Adliswil, Switzerland  
Phone: +41 58 472 53 06  
E-mail: [investment.ch@generali.com](mailto:investment.ch@generali.com)  
Internet: [www.generali-investments.ch](http://www.generali-investments.ch)

### Performance in CHF<sup>1</sup>



in %	2020	2021	2022	2023	Oct. 2024
Fund (CHF)	n.a.	n.a.	-16.80	3.76	-1.32

<sup>1</sup> These figures refer to the past. Past performance is not a reliable indicator of future results. The performance shown does not take account of any commissions and costs charged when subscribing to and redeeming units. Source for all data and charts (if not indicated otherwise): UBS Asset Management

Fund assets (in mn.)	8.47
Net asset value (CHF, 31.10.2024)	97.25
Last 12 months (CHF)	– high 99.45 – low 87.25
Modified Duration (years)	n.a.
Average remaining maturity (years)	n.a.
Pauschale Verwaltungskosten <sup>1</sup>	none
Total expense ratio (TER) p.a.	1.51% <sup>2</sup>


<sup>1</sup> part of the TER  
<sup>2</sup> as at 31.03.2024

# GENERALI ESG Multi Asset Fund C




## Monthly Report – October 2024

### Investment instrument exposure (%)



### Currency exposure (%)



### 10 largest positions (%)

Novartis AG N	2.5
International Bank For Reconstruction 2033	2.2
Geberit AG 2028	2.1
European Investment Bank 2034	2.0
Inter-American Development Bank 2041	1.8

Roche Holding AG PS	1.8
Galenica AG N	1.8
SGS SA 2030	1.8
Siegfried Holding AG 2026	1.8
GENERALI ESG Multi Asset Fund	0

### Performance in CHF<sup>1</sup>

in %	2024 YTD <sup>2</sup>	LTD <sup>3</sup>	1 year	2 years	3 years	4 years	5 years	10 years
Fund (CHF)	7.10	-2.75	11.46	11.69	-6.47	n.a.	n.a.	n.a.

<sup>1</sup> These figures refer to the past. Past performance is not a reliable indicator of future results. The performance shown does not take account of any commissions and costs charged when subscribing to and redeeming units. Source for all data and charts (if not indicated otherwise): UBS Asset Management

<sup>2</sup> YTD: year-to-date (since beginning of the year)

<sup>3</sup> LTD: launch-to-date

**For marketing and information purposes.** This document constitutes neither an offer nor a recommendation or an invitation from Generali Investments Schweiz AG to buy or sell investment instruments, carry out transactions or conclude any legal act. Generali Investments Schweiz AG is unable to guarantee (whether explicitly or implicitly) that the published information and opinions are accurate, complete and up to date. Historic performance data are no guarantee of future returns. The future performance of investments cannot be deduced from the indicated previous market developments, i.e. the value of an investment may fall as well as rise. Generali Investments Schweiz AG cannot guarantee that the value of the capital invested will be maintained (or indeed rise) as a result of price fluctuations. Please read the relevant sales prospectus for further information on sales restrictions. The key information document, the prospectus with integrated fund contract and the annual and semi-annual reports may be obtained free of charge from the fund management company (Generali Investments Schweiz AG, Soodmattenstrasse 10, CH-8134 Adliswil), from the paying agent and custodian bank (UBS Switzerland AG, CH-8098 Zurich) and from <https://www.generali-investments.ch>. This document may not be reproduced or redistributed without the written permission of Generali Investments Schweiz AG. The information in this document is for the exclusive use of the recipient.