

# GENERALI ESG Equity Fund C



## Monthly Report – July 2024

### Fund description

GENERALI ESG Funds are among our most sustainable investment funds. ESG stands for environment, social and governance: the three criteria we take into account when selecting investments for sustainable economic practice.

The GENERALI ESG Equity Fund is an investment fund under Swiss law in the “Other funds for traditional investments” category, and it is risk-oriented. The investment goal is to invest primarily in the equities of Swiss and international companies and other investments permitted by the fund contract. The aim is to generate the highest possible growth in value. Investors should understand the risks of equity investment when investing in this fund.

Sustainable investing is important to us, because sustainability is an issue that also concerns the financial world. With our ESG Funds, we therefore invest almost exclusively in companies that demonstrate environmental and social responsibility.

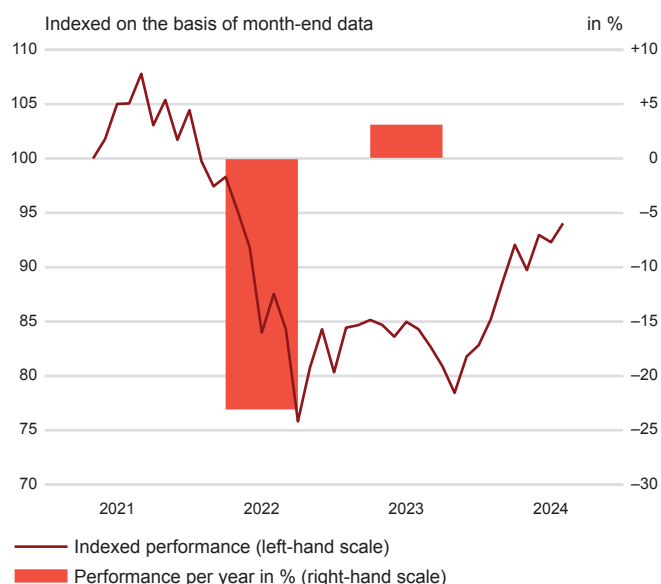
### Fund Facts

Name of fund	GENERALI ESG Equity Fund
Class	C
Funds manager	Generali Investments Schweiz AG Oliver Marx since April 2022
Domicile of fund	Switzerland
Fund management	Generali Investments Schweiz AG
Custodian bank	UBS Switzerland AG, Zurich
Currency of fund	CHF
ISIN	CH0597699443
Securities no.	59 769 944
Bloomberg	n.a.
Issuing commission	2.00%
Launch date	09 April 2021
Accounting year ends	31 March
Issue/redemption	daily
Benchmark	No representative reference index is available
Distribution	plowing back

### Customer service

Fund Administration  
Soodmattenstrasse 2  
8134 Adliswil, Switzerland  
Phone: +41 58 472 53 06  
E-mail: [investment.ch@generali.com](mailto:investment.ch@generali.com)  
Internet: [www.generali-investments.ch](http://www.generali-investments.ch)

### Performance in CHF<sup>1</sup>



in %	2020	2021	2022	2023	Jul. 2024
Fund (CHF)	n.a.	n.a.	-23.09	3.12	1.89

<sup>1</sup> These figures refer to the past. Past performance is not a reliable indicator of future results. The performance shown does not take account of any commissions and costs charged when subscribing to and redeeming units. Source for all data and charts (if not indicated otherwise): UBS Asset Management

Fund assets (in mn.)	35.01
Net asset value (CHF, 31.07.2024)	92.74
Last 12 months (CHF)	– high 93.81 – low 75.99
Modified Duration (years)	n.a.
Average remaining maturity (years)	n.a.
Pauschale Verwaltungskosten <sup>1</sup>	0.35%
Total expense ratio (TER) p.a.	1.50% <sup>2</sup>

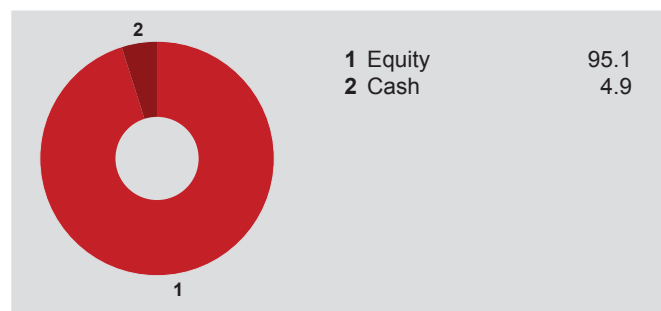
<sup>1</sup> part of the TER  
<sup>2</sup> as at 31.03.2024

# GENERALI ESG Equity Fund C

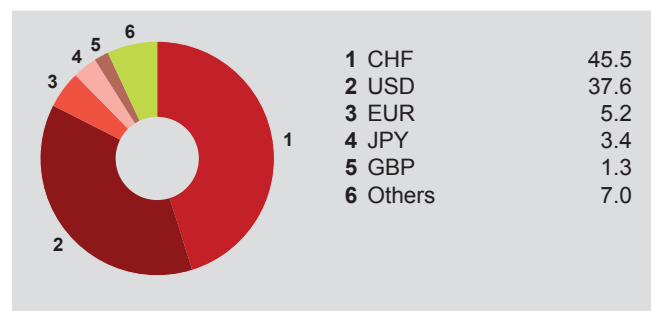


## Monthly Report – July 2024

### Investment instrument exposure (%)



### Currency exposure (%)



### 10 largest positions (%)

Novartis AG N	4.9
Roche Holding AG PS	3.4
Apple Inc.	2.6
UBS Group N	2.4
Microsoft Corp.	2.3

Nvidia Corp.	2.1
Nestle SA N	1.9
ABB Ltd. N	1.9
Richemont Cie Finance N	1.7
Zurich Insurance Group N	1.7

### Performance in CHF<sup>1</sup>

in %	2024 YTD <sup>2</sup>	LTD <sup>3</sup>	1 year	2 years	3 years	4 years	5 years	10 years
Fund (CHF)	13.54	-6.98	11.56	7.42	-10.49	n.a.	n.a.	n.a.

<sup>1</sup> These figures refer to the past. Past performance is not a reliable indicator of future results. The performance shown does not take account of any commissions and costs charged when subscribing to and redeeming units. Source for all data and charts (if not indicated otherwise): UBS Asset Management

<sup>2</sup> YTD: year-to-date (since beginning of the year)

<sup>3</sup> LTD: launch-to-date

**For marketing and information purposes.** This document constitutes neither an offer nor a recommendation or an invitation from Generali Investments Schweiz AG to buy or sell investment instruments, carry out transactions or conclude any legal act. Generali Investments Schweiz AG is unable to guarantee (whether explicitly or implicitly) that the published information and opinions are accurate, complete and up to date. Historic performance data are no guarantee of future returns. The future performance of investments cannot be deduced from the indicated previous market developments, i.e. the value of an investment may fall as well as rise. Generali Investments Schweiz AG cannot guarantee that the value of the capital invested will be maintained (or indeed rise) as a result of price fluctuations. Please read the relevant sales prospectus for further information on sales restrictions. The key information document, the prospectus with integrated fund contract and the annual and semi-annual reports may be obtained free of charge from the fund management company (Generali Investments Schweiz AG, Soodmattenstrasse 10, CH-8134 Adliswil), from the paying agent and custodian bank (UBS Switzerland AG, CH-8098 Zurich) and from <https://www.generali-investments.ch>. This document may not be reproduced or redistributed without the written permission of Generali Investments Schweiz AG. The information in this document is for the exclusive use of the recipient.