

Format Swiss Mid & Small Cap Equity

Strategy Factsheet
June 2024

Strategy description

The strategy invests in shares of medium and smaller Swiss companies traded on the Swiss stock exchange, and aims at long-term capital growth and outperformance against the benchmark SPI Extra. At selection we prefer companies with the following characteristics: High profitability, healthy balance sheet, good sustainability ratings, intact future prospects and a valuation which corresponds to the expected sales and earnings growth. The investment universe consists of the companies of the SPI Extra (SPI excluding SMI). The portfolio generally includes shares of 20 to 35 companies.

Key figures

in %	Inv.	Bmk.
Cumulative return	261.7	167.9
Annual return	11.8	8.9
Volatility 1 year	15.6	11.3
Volatility since launch	16.3	13.4
Tracking error 1 year	5.3	
Tracking error since launch	5.8	
Sharpe Ratio (since launch./ Base 0%)	0.7	0.7
Value at Risk (Conf. level 95%)	7.2	5.5

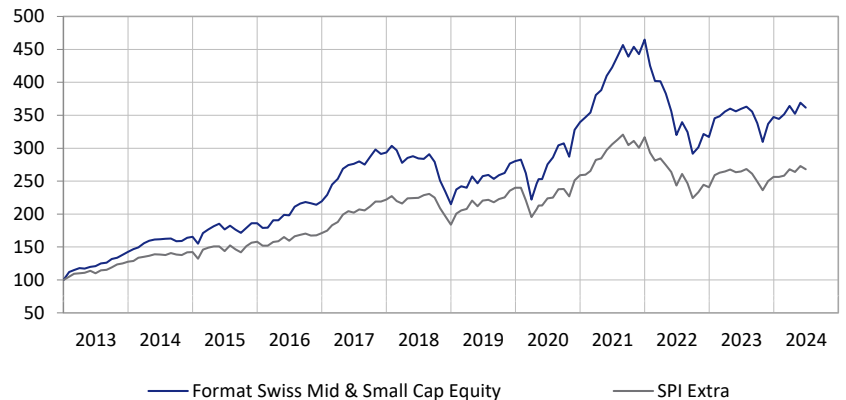
Suitability of the investment

The investment is well suited for investors who:

- primarily seek capital growth;
- have a long-term investment horizon;
- wish to invest in a well-diversified portfolio of 20 to 35 stocks;
- prefer an actively managed equity investment in medium and smaller Swiss companies;
- are aware of the price fluctuations of equity investments; these fluctuations are for the investor no problem.

Performance

Past performance, especially over short periods, does not predict future returns.



Net returns

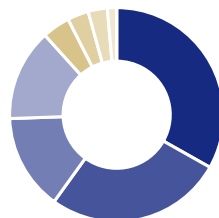
in %	YTD	1y	3y	5y	since launch
Strategy	4.2	0.5	-14.4	40.5	261.7
Benchmark	4.5	1.2	-12.4	21.4	167.9

in %	2024	2023	2022	2021	2020
Strategy	4.2	9.5	-31.8	36.9	21.2
Benchmark	4.5	6.5	-24.0	22.2	8.1

Performance in %

	Jan	Feb	Mar	Apr	May	Jun	Jul	Aug	Sep	Oct	Nov	Dec	Year
2024	-0.8	2.0	3.7	-3.3	4.8	-2.0							4.2
2023	9.0	0.8	2.1	1.2	-1.1	1.0	0.9	-2.1	-4.9	-8.4	8.7	3.1	9.5
2022	-8.5	-5.4	-0.1	-4.7	-6.9	-10.2	6.2	-4.5	-10.1	3.3	6.7	-1.4	-31.8
2021	2.1	2.1	7.5	2.0	5.6	3.1	4.0	3.9	-3.8	3.4	-2.5	5.0	36.9
2020	0.9	-7.3	-15.2	10.9	2.6	8.9	3.7	6.4	1.1	-6.6	14.2	3.6	21.2
2019	10.4	2.0	-0.8	7.1	-4.1	4.4	0.8	-2.4	2.2	1.4	5.4	1.2	30.3
2018	3.4	-2.2	-6.4	2.7	0.9	-1.2	-0.3	2.5	-3.9	-10.2	-6.5	-8.3	-26.8
2017	4.3	6.9	3.6	6.0	2.1	0.7	1.2	-1.6	4.2	3.9	-2.2	0.8	33.7
2016	-3.8	0.2	6.2	0.0	4.4	-0.5	6.7	2.3	1.0	-0.8	-1.2	2.6	18.0
2015	-6.2	10.4	3.2	2.9	1.9	-4.6	3.3	-3.3	-2.7	4.3	3.9	0.0	12.6
2014	2.8	1.8	4.2	2.5	1.1	0.4	0.3	0.3	-2.6	0.4	3.0	0.8	15.8

Portfolio allocation



- 33.2% Industrials
- 26.8% Healthcare
- 14.5% Technology
- 13.9% Financial services
- 4.2% Consumer goods
- 3.2% Utilities
- 2.9% Telecommunications
- 1.4% Consumer services

For information and advertising purposes only - Please read the legally required fund documents before making a final investment decision. This document was prepared by 1741 Fund Solutions AG as management company (hereinafter "1741") with the utmost care. However, 1741 provides no guarantee with regard to its content and completeness and accepts no liability for losses arising from its use. The opinions expressed herein are those of 1741 at the time of preparation and are subject to change without notice. Unless otherwise stated, all figures are unaudited. This document should be read in conjunction with the legally required fund documents (fund contract and annual report and, where applicable, prospectus, key information document and semi-annual report) (hereinafter "fund documents"), which can be obtained free of charge from the fund management company and the fund's custodian bank. Subscriptions for units will only be accepted on the basis of the fund documents. This marketing communication relates to the units of the relevant fund and not to an underlying asset acquired by the fund. The information contained in this document is for information purposes only and should not be construed as an offer, recommendation or investment advice. It does not take into account any specific needs and does not release the recipient from his own assessment, if necessary with the assistance of an advisor, of the compatibility of the information with his own circumstances, legal, regulatory, tax and other consequences. The investment policy may only be reproduced in an abridged version. The full investment policy, including all investment restrictions, can be found in the fund documents. The fund is actively managed. Every investment is associated with risks, particularly fluctuations in value and income. In the case of foreign currencies, there is an additional risk that the foreign currency may lose value against the investor's reference currency. A total loss of the invested amount is possible. Comprehensive descriptions of the risks can be found in the fund documents. The performance shown does not take into account any commissions and costs incurred when subscribing, converting, redeeming or holding fund units, which may reduce investors' returns. Information on the net asset value (NAV) is exclusive of any commissions. There is no guarantee that the performance of any benchmark index will be matched or exceeded. This fund is domiciled in Switzerland. Distribution is expressly not directed at persons whose nationality or residence prohibits access to such information under applicable law. This fund is not registered under the United States Securities Act of 1933. Further information on this and on public distribution in the individual countries can be found in the fund documents. All rights reserved.

Format Swiss Mid & Small Cap Equity

Fund Factsheet
Juni 2024

Strategy description

The strategy invests in shares of medium and smaller Swiss companies traded on the Swiss stock exchange, and aims at long-term capital growth and outperformance against the benchmark SPI Extra. At selection we prefer companies with the following characteristics: High profitability, healthy balance sheet, good sustainability ratings, intact future prospects and a valuation which corresponds to the expected sales and earnings growth. The investment universe consists of the companies of the SPI Extra (SPI excluding SMI). The portfolio generally includes shares of 20 to 35 companies.

Fund features

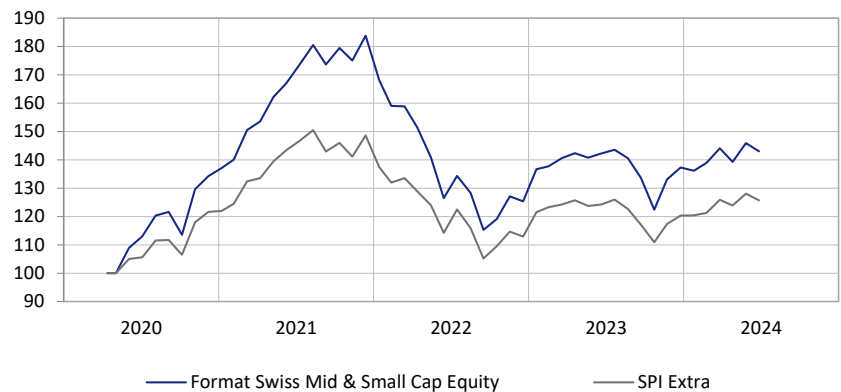
Fund assets	CHF 95'745'553
NAV (28.6.2024)	142.50
Launch date	11.5.2020
ISIN	CH0529229665
Valor	52922966
Reference currency	CHF
Valuation interval	daily
Subscription/Redemption	daily
Valuta	subscription/redemption plus 3 days
Issue Commission	0.00%
Redemption Commission	0.00%
Management-Fee	1.00%
Ongoing TER	1.25%
Promotor	Format Vermögen & Anlagen AG
Portfolio Manager	Matthias Hug
Auditor	Grant Thornton AG
Custodian Bank	Zürcher Kantonalbank
Benchmark	SPI Extra
Appropriation of profit	reinvesting

Key figures

in %	Inv.	Bmk.
Cumulative return	43.0	25.7
Annual return	9.0	5.7
Volatility 1 year	15.6	11.3
Volatility since launch	18.2	14.8
Tracking error 1 year	5.3	
Tracking error since launch	5.3	
Sharpe Ratio (since launch./ Base 0%)	0.5	0.4
Value at Risk (Conf. level 95%)	7.2	5.3

Performance

Past performance, especially over short periods, does not predict future returns.



Net returns

in %	YTD	1y	3y	5y	since launch
Fund	4.2	0.5	-14.4	-	43.0
Benchmark	4.5	1.2	-12.4	-	25.7

in %	2024	2023	2022	2021
Fund	4.2	9.5	-31.8	36.9
Benchmark	4.5	6.5	-24.0	22.2

Performance in %

	Jan	Feb	Mar	Apr	May	Jun	Jul	Aug	Sep	Oct	Nov	Dec	Year
2024	-0.8	2.0	3.7	-3.3	4.8	-2.0							4.2
2023	9.0	0.8	2.1	1.2	-1.1	1.0	0.9	-2.1	-4.9	-8.4	8.7	3.1	9.5
2022	-8.5	-5.4	-0.1	-4.7	-6.9	-10.2	6.2	-4.5	-10.1	3.3	6.7	-1.4	-31.8
2021	2.1	2.1	7.5	2.0	5.6	3.1	4.0	3.9	-3.8	3.4	-2.5	5.0	36.9
2020					0.0	8.9	3.7	6.4	1.1	-6.6	14.2	3.6	34.3

Top 10 positions

in %	
Swissquote Group Holding SA	7.9
Sulzer AG	5.0
Siegfried Holding AG	4.6
ALSO Holding AG	4.1
VZ Holding AG	3.8
Belimo Holding AG	3.5
Dottikon Es Holding AG	3.4
Burckhardt Compression Holding	3.4
Comet Holding AG	3.3
Schindler Holding AG	3.3

Asset allocation

in %	
Industrials	33.2
Healthcare	26.8
Technology	14.5
Financial services	13.9
Consumer goods	4.2
Utilities	3.2
Telecommunications	2.9
Consumer services	1.4

For information and advertising purposes only - Please read the legally required fund documents before making a final investment decision. This document was prepared by 1741 Fund Solutions AG as management company (hereinafter "1741") with the utmost care. However, 1741 provides no guarantee with regard to its content and completeness and accepts no liability for losses arising from its use. The opinions expressed herein are those of 1741 at the time of preparation and are subject to change without notice. Unless otherwise stated, all figures are unaudited. This document should be read in conjunction with the legally required fund documents (fund contract and annual report and, where applicable, prospectus, key information document and semi-annual report) (hereinafter "fund documents"), which can be obtained free of charge from the fund management company and the fund's custodian bank. Subscriptions for units will only be accepted on the basis of the fund documents. This marketing communication relates to the units of the relevant fund and not to an underlying asset acquired by the fund. The information contained in this document is for information purposes only and should not be construed as an offer, recommendation or investment advice. It does not take into account any specific needs and does not release the recipient from his own assessment, if necessary with the assistance of an advisor, of the compatibility of the information with his own circumstances, legal, regulatory, tax and other consequences. The investment policy may only be reproduced in an abridged version. The full investment policy, including all investment restrictions, can be found in the fund documents. The fund is actively managed. Every investment is associated with risks, particularly fluctuations in value and income. In the case of foreign currencies, there is an additional risk that the foreign currency may lose value against the investor's reference currency. A total loss of the invested amount is possible. Comprehensive descriptions of the risks can be found in the fund documents. The performance shown does not take into account any commissions and costs incurred when subscribing, converting, redeeming or holding fund units, which may reduce investors' returns. Information on the net asset value (NAV) is exclusive of any commissions. There is no guarantee that the performance of any benchmark index will be matched or exceeded. This fund is domiciled in Switzerland. Distribution is expressly not directed at persons whose nationality or residence prohibits access to such information under applicable law. This fund is not registered under the United States Securities Act of 1933. Further information on this and on public distribution in the individual countries can be found in the fund documents. All rights reserved.