



Chameleon Sustainable Global CB Fund -CHF-P-

ISIN LI0292265704

Current data (at 30.08.2024)

Current NAV	CHF 109.14
Fund volume	EUR 146'101'091.74
Fund volume of unit class	CHF 281'578.84

Category

Investment category	Convertible Bonds
Investment universe	Global
Focus	Convertible Bonds
UCITS target fund	yes

Asset manager

Chameleon Asset Management AG
CH-4051 Basel
www.chameleon-asset.ch

Management company

IFM Independent Fund Management AG
FL-9494 Schaan
www.ifm.li

Depository

Neue Bank AG
FL-9490 Vaduz
www.neuebankag.li

Auditors

Ernst & Young AG
CH-3008 Bern
www.ey.com

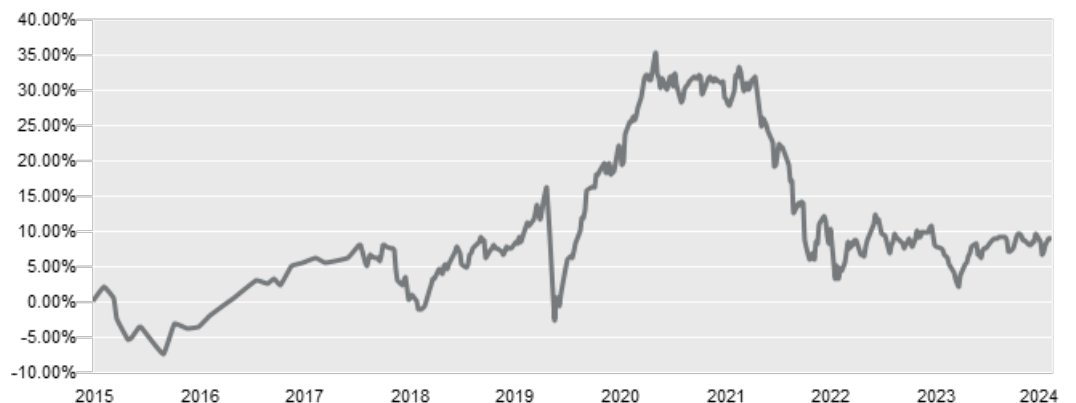
Supervisory authority

FMA Finanzmarktaufsicht Liechtenstein
FL-9490 Vaduz
www.fma-li.li

see webpage (<https://www.ifm.li/Glossary>)

see legal advisory page 4

Performance in % (at 30.08.2024 in CHF)



Historic performance in % (at 30.08.2024)

By the end of		Fund
2024	MTD	0.61%
	YTD	0.91%
2023		1.71%
2022		-19.15%
2021		1.91%
Since inception		9.14%
Since inception (annualized)		0.99%
Inception: 19.10.2015		

Historic performance, rolling in % (at 30.08.2024)

	YTD	1 Year cumulative	3 years p.a.	5 years p.a.	Since inception p.a.
Fund	0.91%	1.65%	-6.06%	0.25%	0.99%

Risk benchmarks

	3 Years	Inc.		3 Years	Inc.
Annualised Volatility	7.53%	7.96%	% Positive	50.48%	55.39%
NAV	131.68	100.00	Worst Period	-1.99%	-3.45%
Highest NAV	133.39	135.87	Best Period	2.00%	2.01%
Lowest NAV	101.83	92.62	Maximum Drawdown	-23.66%	-25.05%
Median	108.91	107.47	Number of observations	727	1'667
Mean	112.48	109.46	Sharpe Ratio	-0.89	0.16



Fundportrait

Fund name	Chameleon Sustainable Global CB Fund -CHF-P-
Unit class	-CHF-P-
Accounting currency of the (sub-) fund	EUR
Reference currency of the unit class	CHF
Legal form	unit trust
Fund type	UCITS
Close of accounting year	31.12
Launch date	19.10.2015
Initial issue price	CHF 100.00
Use of proceeds	reinvested

Fund charges

Issue premium	max. 2%
Redemption charge	0%
Redemption charge credited to the fund's assets	0%
Management fee	max. 1.2%
Performance fee	10.00%
Performance Fee 2	15.00%
Hurdle rate	5.00%
Hurdle Rate 2	10.00%
High-on-High-Mark	yes
OGC/ TER 1	1.51%
TER 2	1.51%
OGC/TER at	31.12.2023
SRI according to KID	1 2 3 4 5 6 7
07.05.2024	

Key figures

ISIN	LI0292265704
Security number	29226570
Bloomberg	CCBFCHF LE
WKN	A142TU

Publication / Internet

www.ifm.li
www.lafv.li
www.fundinfo.com

Top-10 positions (at 30.08.2024)

Company	Sector	Country	Weightings
1.970% Schneider Electric 27.11.2030	Electronics	France	3.42 %
0.050% Deutsche Post 30.06.2025	Transportation	Germany	3.00 %
0.000% JP Morgan / Sanofi 14.01.2025	Pharmaceuticals	France	2.02 %
0.000% Pirelli & C. 22.12.2025	Car supplier	Italy	2.00 %
0.000% Citigroup Global Markets/LOreal 15.03.2028	Banks	Luxembourg	1.96 %
0.000% JP Morgan / Deutsche Telekom 29.04.2025	Banks	United States	1.91 %
Barclays Bank / Protection Participation on Microsoft Series A 16.02.2029	Banks	Great Britain	1.88 %
0.500% Cellnex Telecom 05.07.2028	Telecommunication	Spain	1.80 %
0.500% ON Semiconductor 01.03.2029	Electronics	United States	1.73 %
1.625% ELM 31.05.2030	Financial services	Netherlands	1.69 %
Total			21.42 %

Countries (at 30.08.2024)



Country

European Union	43.63 %
North America	40.71 %
Far East	6.18 %
Liquidity	5.40 %
other	4.07 %
Total	100.00 %

Industries (at 30.08.2024)

1. Industrial	21.74 %
2. Financial services	20.56 %
3. Communications	13.40 %
4. Consumer (non-cyclical)	11.39 %
5. Consumer (cyclical)	11.02 %
6. Technology	9.35 %
7. Liquidity	5.40 %
8. Commodities / Semi-fin. goods	2.83 %
9. Utilities	2.70 %
10. other	1.60 %

Currencies (at 30.08.2024)

Currency	Weightings
CHF	85.04 %
EUR	12.70 %
other	2.27 %
Total	100.00 %

Investment categories (at 30.08.2024)

Investment category	Weightings
Convertible bonds	92.71 %
other	4.56 %
Cash balances	2.73 %
Total	100.00 %



Procedural information

Valuation interval	daily
Valuation day	Daily, Monday to Friday
Acceptance deadline for subscriptions	Day prior to valuation day by no later than 4.00pm (CET)
Acceptance deadline for redemptions	Day prior to valuation day by no later than 4.00pm (CET)
Minimum investment	1 unit
Value date	T + 2

Representative in Switzerland

LLB Swiss Investment AG
Claridenstrasse 20
CH-8002 Zürich
T +41 58 523 96 70
www.llbsswiss.ch

Paying agent in Switzerland

Helvetische Bank AG
Seefeldstrasse 215
CH-8008 Zürich
T +41 44 204 56 00
www.helvetischebank.ch

Facility agent Germany

IFM Independent Fund Management AG
Landstrasse 30
FL-9494 Schaan
T +423 235 04 50
www.ifm.li

Contact and information agent Austria

Erste Bank der österreichischen Sparkassen AG
Am Belvedere 1
AT-1100 Wien
T +43 5 01 00 20 11 1
foreignfunds0540@erstebank.at
www.sparkasse.at

Distribution


Distribution to private investors	LI, DE, AT, CH
Distribution to professional investors	LI, DE, AT, CH
Sales restrictions	USA

Historic performance, per calendar year in % (at 30.08.2024)

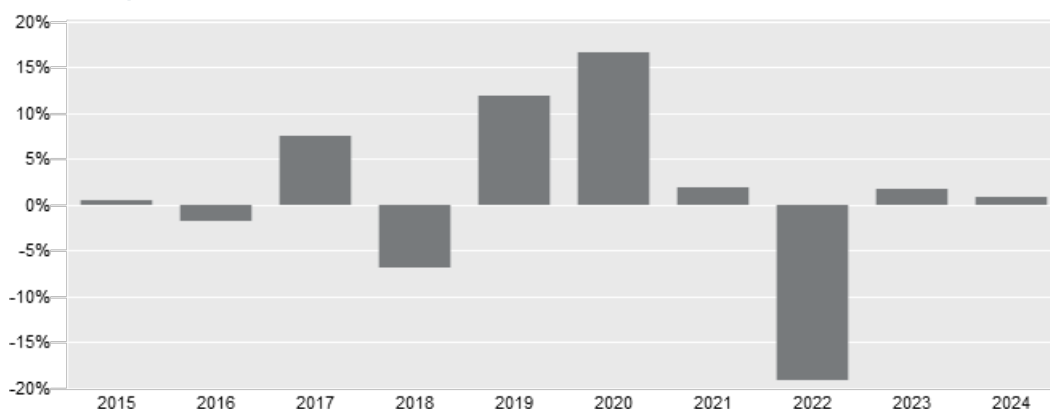
Year	Jan	Feb	Mar	Apr	May	Jun	Jul	Aug	Sep	Oct	Nov	Dec	YTD
2024	-0.65	1.39	0.83	-1.98	0.85	-0.52	0.42	0.61					0.91
2023	4.26	-1.31	0.19	-1.36	-0.25	1.86	0.84	-2.97	-2.17	-3.03	3.56	2.40	1.71
2022	-4.19	-2.75	-0.50	-3.73	-3.13	-6.77	4.43	-1.17	-5.60	2.26	2.82	-2.08	-19.15
2021	0.33	1.87	-1.43	0.60	-0.15	0.77	-0.47	0.31	-2.09	0.91	0.06	1.23	1.91
2020	0.86	-2.23	-7.85	5.44	3.11	3.33	2.80	2.93	-0.79	-0.05	5.87	2.85	16.64
2019	3.47	2.31	-0.16	3.04	-2.75	3.05	0.64	-0.75	-0.64	0.50	1.19	1.57	11.87
2018	1.63	-1.14	-0.77	0.46	0.81	-1.47	0.54	1.82	-0.51	-4.94	-1.20	-2.06	-6.79
2017	1.00	1.17	-1.47	2.74	0.82	0.39	-0.25	-0.58	1.73	1.97	-0.06	-0.18	7.44
2016	-4.61	-1.08	1.56	0.30	0.46	-4.55	3.68	1.33	-0.81	-0.17	-0.20	2.70	-1.72
2015										1.14	0.84	-1.46	0.50

Inception: 19.10.2015

Risk/return diagram (Since inception)



Historic performance in % (at 30.08.2024)



Inception: 19.10.2015

Other share classes

Chameleon Sustainable Global CB Fund -CHF-I-	reinvested	CCBFCHI	LI0324221808
Chameleon Sustainable Global CB Fund -CHF-I2-	reinvested	CCBFGCH	LI1146685311
Chameleon Sustainable Global CB Fund -EUR-I-	reinvested	CCBFEUI	LI0324221725
Chameleon Sustainable Global CB Fund -EUR-P-	reinvested	LLBCCBG	LI0037862872



Legal disclaimer:

This marketing material was compiled by IFM Independent Fund Management AG with utmost care, to the best of its ability, and according to the principles of good faith. The product mentioned in this marketing material is domiciled in Liechtenstein and this marketing material is issued by IFM Independent Fund Management AG, Landstrasse 30, 9494 Schaan, Liechtenstein.

None of the published data constitutes investment counsel or a recommendation of any kind. It is merely a summary of key characteristics of the fund and therefore should not be construed as being an invitation or an offer to purchase units.

This marketing material should be read in conjunction with the constitutive documents, and the basic customer information document (PRIIP-KID). The purchase of units of the fund is governed by the constitutive documents, and the KID as well as the latest annual report and, if already published, the subsequent semi-annual report.

Only the information contained in the above-mentioned documents is valid. The above-mentioned documents are available free of charge on a durable data medium from the management company, the depositary, the paying agents and at all representatives and distributors at home and abroad as well as on the website of the LAFV Liechtenstein Investment Fund Association at www.lafv.li. If so requested by the investor, the above documents can also be provided on paper free of charge. Further information about the fund is available online at www.ifm.li and from IFM Independent Fund Management AG, Landstrasse 30, FL-9494 Schaan, during business hours.

The historic performance of a unit is no guarantee of similar current and future performance. The value of a unit may rise or fall at any time. No guarantee can be given that the envisaged investment objective of the fund can be attained.

The value trend shown in this marketing material does not take into account the commissions and fees that are payable at issue and redemption. Individual costs such as charges, commissions, and other remuneration are not taken into consideration and would have a negative effect on the value trend if considered. No liability can be assumed for errors and omissions contained in this fact sheet.

Potential investors should inform themselves about possible fiscal consequences, legal prerequisites and possible foreign exchange restrictions or control mechanisms that apply in their country of citizenship, residence, or current domicile and that might be relevant as regards buying, holding, exchanging, redeeming, or selling units. Further fiscal implications are described in the constitutive documents.

The fund units may be offered for sale or sold only in jurisdictions where such offers or sales are permissible. In particular, in the United States of America (USA), the units were not registered pursuant to the United States Securities Act of 1933 and can therefore be neither offered nor sold in the USA and neither offered nor sold to US citizens.

This document and the information it contains may not be distributed in the USA. The distribution and publication of this document as well as the offer or a sale of units may be subject to restrictions in other jurisdictions as well.

This marketing material is provided only for information purposes and for the exclusive use of the recipient. Without the written consent of IFM Independent Fund Management AG, this marketing material may not be fully or partially copied, nor duplicated, nor distributed. The published information constitutes neither an invitation nor an offer nor a recommendation to purchase units of the fund.