



# Chameleon Sustainable Global CB Fund -CHF-I-

ISIN LI0324221808

## Current data (at 30.09.2024)

<b>Current NAV</b>	CHF 127.28
<b>Fund volume</b>	EUR 141'990'372.69
<b>Fund volume of unit class</b>	CHF 106'788'336.23

## Category

<b>Investment category</b>	Convertible Bonds
<b>Investment universe</b>	Global
<b>Focus</b>	Convertible Bonds
<b>UCITS target fund</b>	yes

## Asset manager

**Chameleon Asset Management AG**  
CH-4051 Basel  
www.chameleon-asset.ch

## Management company

**IFM Independent Fund Management AG**  
FL-9494 Schaan  
www.ifm.li

## Depository

**Neue Bank AG**  
FL-9490 Vaduz  
www.neuebankag.li

## Auditors

**Ernst & Young AG**  
CH-3008 Bern  
www.ey.com

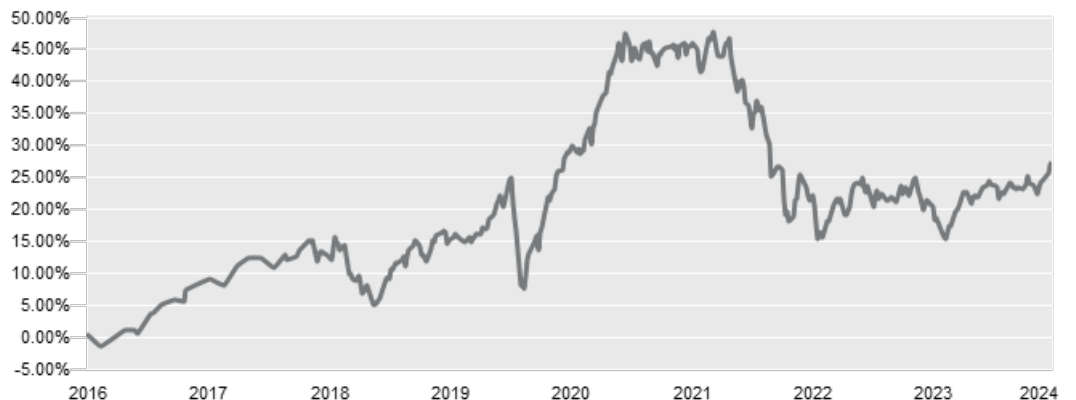
## Supervisory authority

**FMA Finanzmarktaufsicht Liechtenstein**  
FL-9490 Vaduz  
www.fma-li.li

see webpage (<https://www.ifm.li/Glossary>)

see legal advisory page 4

## Performance in % (at 30.09.2024 in CHF)



## Historic performance in % (at 30.09.2024)

By the end of		Fund
2024	MTD	2.08%
	YTD	3.75%
2023		3.08%
2022		-18.38%
2021		2.67%
Since inception		27.28%
Since inception (annualized)		2.92%
Inception: 17.05.2016		

## Historic performance, rolling in % (at 30.09.2024)

	YTD	1 Year cumulative	3 years p.a.	5 years p.a.	Since inception p.a.
<b>Fund</b>	<b>3.75%</b>	<b>7.12%</b>	<b>-3.68%</b>	<b>2.07%</b>	<b>2.92%</b>

## Risk benchmarks

	3 Years	Inc.		3 Years	Inc.
Annualised Volatility	7.48%	8.42%	% Positive	51.31%	58.90%
NAV	142.45	100.00	Worst Period	-1.97%	-3.45%
Highest NAV	147.77	149.69	Best Period	2.00%	2.04%
Lowest NAV	115.12	97.02	Maximum Drawdown	-22.10%	-23.09%
Median	122.98	118.77	Number of observations	725	1'656
Mean	125.53	120.19	Sharpe Ratio	-0.59	0.37



## Fundportrait

<b>Fund name</b>	Chameleon Sustainable Global CB Fund -CHF-I-
<b>Unit class</b>	-CHF-I-
<b>Accounting currency of the (sub-) fund</b>	EUR
<b>Reference currency of the unit class</b>	CHF
<b>Legal form</b>	unit trust
<b>Fund type</b>	UCITS
<b>Close of accounting year</b>	31.12
<b>Launch date</b>	17.05.2016
<b>Initial issue price</b>	CHF 100.00
<b>Use of proceeds</b>	reinvested

## Fund charges

<b>Issue premium</b>	0%
<b>Redemption charge</b>	0%
<b>Redemption charge credited to the fund's assets</b>	0%
<b>Management fee</b>	max. 0.5%
<b>Performance fee</b>	none
<b>OGC/ TER 1</b>	0.78%
<b>OGC/TER at</b>	28.06.2024
<b>SRI according to KID 07.05.2024</b>	<input type="checkbox"/> 1 <input type="checkbox"/> 2 <input type="checkbox"/> 3 <input type="checkbox"/> 4 <input checked="" type="checkbox"/> 5 <input type="checkbox"/> 6 <input type="checkbox"/> 7

## Key figures

<b>ISIN</b>	LI0324221808
<b>Security number</b>	32422180
<b>Bloomberg</b>	CCBFCHI LE
<b>WKN</b>	A2AJFE

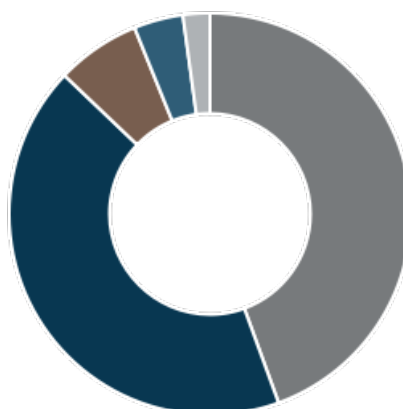
## Publication / Internet

www.ifm.li  
www.lafv.li  
www.fundinfo.com

## Top-10 positions (at 30.09.2024)

Company	Sector	Country	Weightings
1.970% Schneider Electric 27.11.2030	Electronics	France	3.57 %
0.050% Deutsche Post 30.06.2025	Transportation	Germany	3.10 %
0.875% Ping An Insurance Company of China 22.07.29	Insurance	China	3.09 %
0.000% JP Morgan / Sanofi 14.01.2025	Pharmaceuticals	France	2.10 %
0.000% Citigroup Global Markets/LOreal 15.03.2028	Banks	Luxembourg	2.05 %
0.000% Pirelli & C. 22.12.2025	Car supplier	Italy	2.04 %
0.500% Alibaba Group Holding 01.06.2031	Internet	Cayman Islands	1.96 %
1.000% Citigroup Global Markets Holdings 09.04.29	Financial services	United States	1.96 %
Barclays Bank / Protection Participation on Microsoft Series A 16.02.2029	Banks	Great Britain	1.91 %
0.500% Cellnex Telecom 05.07.2028	Telecommunication	Spain	1.88 %
<b>Total</b>			<b>23.66 %</b>

## Countries (at 30.09.2024)



### Country

North America	44.46 %
European Union	42.65 %
Far East	6.77 %
Central America	3.97 %
other	2.15 %
<b>Total</b>	<b>100.00 %</b>

## Industries (at 30.09.2024)

1. Industrial	23.44 %
2. Financial services	20.55 %
3. Communications	15.19 %
4. Consumer (cyclical)	12.14 %
5. Consumer (non-cyclical)	11.85 %
6. Technology	9.64 %
7. Utilities	3.35 %
8. Commodities / Semi-fin. goods	1.86 %
9. Real Estate	1.16 %
10. other	0.81 %

## Currencies (at 30.09.2024)

Currency	Weightings
CHF	94.79 %
USD	3.13 %
other	2.07 %
<b>Total</b>	<b>100.00 %</b>

## Investment categories (at 30.09.2024)

Investment category	Weightings
Convertible bonds	96.69 %
Bonds	3.05 %
other	0.26 %
<b>Total</b>	<b>100.00 %</b>



## Procedural information

<b>Valuation interval</b>	daily
<b>Valuation day</b>	Daily, Monday to Friday
<b>Acceptance deadline for subscriptions</b>	Day prior to valuation day by no later than 4.00pm (CET)
<b>Acceptance deadline for redemptions</b>	Day prior to valuation day by no later than 4.00pm (CET)
<b>Minimum investment</b>	CHF 1 Mio.
<b>Value date</b>	T + 2

## Representative in Switzerland

**LLB Swiss Investment AG**  
Claridenstrasse 20  
CH-8002 Zürich  
T +41 58 523 96 70  
www.llbsswiss.ch

## Paying agent in Switzerland

**Helvetische Bank AG**  
Seefeldstrasse 215  
CH-8008 Zürich  
T +41 44 204 56 00  
www.helvetischebank.ch

## Facility agent Germany

**IFM Independent Fund Management AG**  
Landstrasse 30  
FL-9494 Schaan  
T +423 235 04 50  
www.ifm.li

## Contact and information agent Austria

**Erste Bank der österreichischen Sparkassen AG**  
Am Belvedere 1  
AT-1100 Wien  
T +43 5 01 00 20 11 1  
foreignfunds0540@erstebank.at  
www.sparkasse.at

## Distribution


<b>Distribution to private investors</b>	LI, DE, AT, CH
<b>Distribution to professional investors</b>	LI, DE, AT, CH
<b>Sales restrictions</b>	USA

## Historic performance, per calendar year in % (at 30.09.2024)

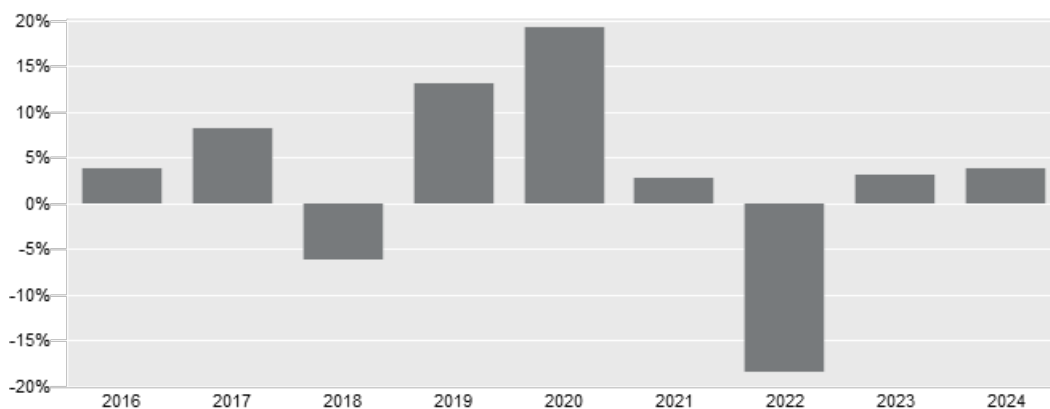
Year	Jan	Feb	Mar	Apr	May	Jun	Jul	Aug	Sep	Oct	Nov	Dec	YTD
2024	-0.61	1.44	0.84	-1.95	0.85	-0.28	0.58	0.80	2.08				3.75
2023	4.32	-1.26	0.25	-1.29	-0.19	1.92	1.15	-2.75	-2.12	-2.95	3.69	2.61	3.08
2022	-4.13	-2.70	-0.43	-3.69	-2.96	-6.70	4.48	-1.00	-5.52	2.31	2.88	-2.03	-18.38
2021	0.38	1.95	-1.38	0.66	-0.08	0.81	-0.41	0.39	-1.98	0.95	0.13	1.28	2.67
2020	0.93	-2.15	-7.78	5.48	3.16	3.56	2.99	3.16	-0.62	0.15	6.31	3.30	19.21
2019	3.51	2.35	-0.11	3.14	-2.70	3.09	0.91	-0.69	-0.61	0.54	1.26	1.89	13.13
2018	1.70	-1.08	-0.74	0.53	0.87	-1.41	0.59	1.88	-0.45	-4.90	-1.13	-2.01	-6.16
2017	1.25	1.20	-1.27	2.22	0.89	0.44	-0.20	-0.53	1.82	2.17	0.03	-0.12	8.12
2016					1.36	-4.28	3.62	1.31	-0.72	-0.12	-0.06	2.83	3.80

Inception: 17.05.2016

## Risk/return diagram (Since inception)



## Historic performance in % (at 30.09.2024)



Inception: 17.05.2016

## Other share classes

Chameleon Sustainable Global CB Fund -CHF-I2-	reinvested	CCBFGCH	LI1146685311
Chameleon Sustainable Global CB Fund -EUR-I-	reinvested	CCBFUI	LI0324221725
Chameleon Sustainable Global CB Fund -EUR-P-	reinvested	LLBCCBG	LI0037862872
Chameleon Sustainable Global CB Fund -CHF-P-	reinvested	CCBFCHF	LI0292265704



## Legal disclaimer:

This marketing material was compiled by IFM Independent Fund Management AG with utmost care, to the best of its ability, and according to the principles of good faith. The product mentioned in this marketing material is domiciled in Liechtenstein and this marketing material is issued by IFM Independent Fund Management AG, Landstrasse 30, 9494 Schaan, Liechtenstein.

None of the published data constitutes investment counsel or a recommendation of any kind. It is merely a summary of key characteristics of the fund and therefore should not be construed as being an invitation or an offer to purchase units.

This marketing material should be read in conjunction with the constitutive documents, and the basic customer information document (PRIIP-KID). The purchase of units of the fund is governed by the constitutive documents, and the KID as well as the latest annual report and, if already published, the subsequent semi-annual report.

Only the information contained in the above-mentioned documents is valid. The above-mentioned documents are available free of charge on a durable data medium from the management company, the depositary, the paying agents and at all representatives and distributors at home and abroad as well as on the website of the LAFV Liechtenstein Investment Fund Association at [www.lafv.li](http://www.lafv.li). If so requested by the investor, the above documents can also be provided on paper free of charge. Further information about the fund is available online at [www.ifm.li](http://www.ifm.li) and from IFM Independent Fund Management AG, Landstrasse 30, FL-9494 Schaan, during business hours.

The historic performance of a unit is no guarantee of similar current and future performance. The value of a unit may rise or fall at any time. No guarantee can be given that the envisaged investment objective of the fund can be attained.

The value trend shown in this marketing material does not take into account the commissions and fees that are payable at issue and redemption. Individual costs such as charges, commissions, and other remuneration are not taken into consideration and would have a negative effect on the value trend if considered. No liability can be assumed for errors and omissions contained in this fact sheet.

Potential investors should inform themselves about possible fiscal consequences, legal prerequisites and possible foreign exchange restrictions or control mechanisms that apply in their country of citizenship, residence, or current domicile and that might be relevant as regards buying, holding, exchanging, redeeming, or selling units. Further fiscal implications are described in the constitutive documents.

The fund units may be offered for sale or sold only in jurisdictions where such offers or sales are permissible. In particular, in the United States of America (USA), the units were not registered pursuant to the United States Securities Act of 1933 and can therefore be neither offered nor sold in the USA and neither offered nor sold to US citizens.

This document and the information it contains may not be distributed in the USA. The distribution and publication of this document as well as the offer or a sale of units may be subject to restrictions in other jurisdictions as well.

This marketing material is provided only for information purposes and for the exclusive use of the recipient. Without the written consent of IFM Independent Fund Management AG, this marketing material may not be fully or partially copied, nor duplicated, nor distributed. The published information constitutes neither an invitation nor an offer nor a recommendation to purchase units of the fund.