

Chameleon Bond Opportunity Fonds Global -EUR-PA-

ISIN LI0320182673

Current data (at 28.10.2024)

Current NAV	EUR 114.62
Fund volume	EUR 17'328'675.28
Fund volume of unit class	EUR 4'041'652.03

Category

Investment category	Bonds
Investment universe	Global
Focus	High yield bonds
UCITS target fund	yes

Asset manager

Chameleon Asset Management AG
 CH-4051 Basel
www.chameleon-asset.ch

Management company

IFM Independent Fund Management AG
 FL-9494 Schaan
www.ifm.li

Depository

Neue Bank AG
 FL-9490 Vaduz
www.neuebankag.li

Auditors

Ernst & Young AG
 CH-3008 Bern
www.ey.com

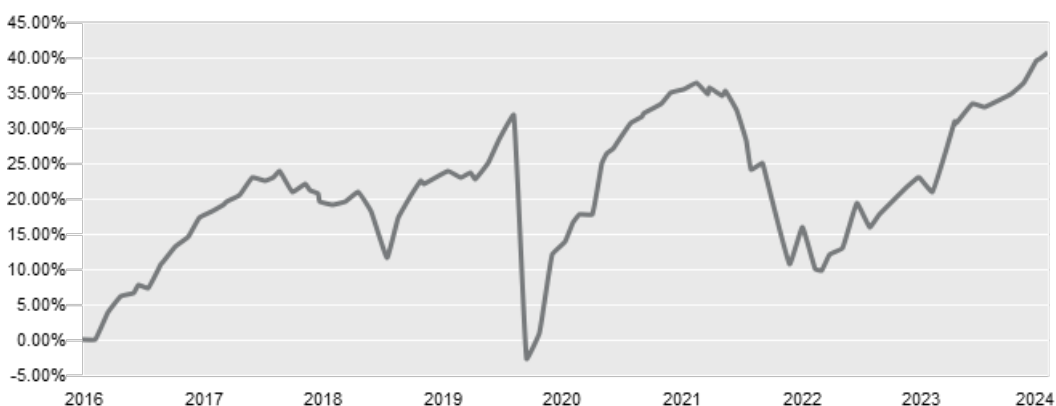
Supervisory authority

FMA Finanzmarktaufsicht Liechtenstein
 FL-9490 Vaduz
www.fma-li.li

see webpage (<https://www.ifm.li/Glossary>)

see legal advisory page 4

Performance in % (at 28.10.2024 in EUR)



Historic performance in % (at 28.10.2024)

By the end of	Fund
2024 MTD	0.51%
YTD	7.37%
2023	15.92%
2022	-16.42%
2021	6.34%
Since inception	40.70%
Since inception (annualized)	4.10%

Inception: 02.05.2016

Historic performance, rolling in % (at 28.10.2024)

	YTD	1 Year cumulative	3 years p.a.	5 years p.a.	Since inception p.a.
Fund	7.37%	15.94%	1.35%	2.51%	4.10%

Risk benchmarks

	3 Years	Inc.		3 Years	Inc.
Annualised Volatility	6.58%	9.53%	% Positive	53.42%	60.84%
NAV	119.80	100.00	Worst Period	-3.54%	-13.25%
Highest NAV	120.30	122.16	Best Period	2.97%	7.43%
Lowest NAV	93.67	84.27	Maximum Drawdown	-19.96%	-30.84%
Median	103.64	111.80	Number of observations	161	452
Mean	106.03	110.31	Sharpe Ratio	-0.13	0.37

Fundportrait

Fund name	Chameleon Bond Opportunity Fonds Global -EUR-PA-
Unit class	-EUR-PA-
Accounting currency of the (sub-) fund	EUR
Reference currency of the unit class	EUR
Legal form	unit trust
Fund type	UCITS
Close of accounting year	31.12
Launch date	02.05.2016
Initial issue price	EUR 100.00
Use of proceeds	Distributing

Fund charges

Issue premium	max. 2%
Redemption charge	0%
Redemption charge credited to the fund's assets	0%
Management fee	max. 0.85%
Performance fee	none
OGC/ TER 1	1.38%
OGC/TER at	24.06.2024
SRI according to KID	<input type="checkbox"/> 1 <input type="checkbox"/> 2 <input type="checkbox"/> 3 <input type="checkbox"/> 4 <input checked="" type="checkbox"/> 5 <input type="checkbox"/> 6 <input type="checkbox"/> 7
	07.05.2024

Key figures

ISIN	LI0320182673
Security number	32018267
Bloomberg	CBOFEUR LE
WKN	A2AHC8

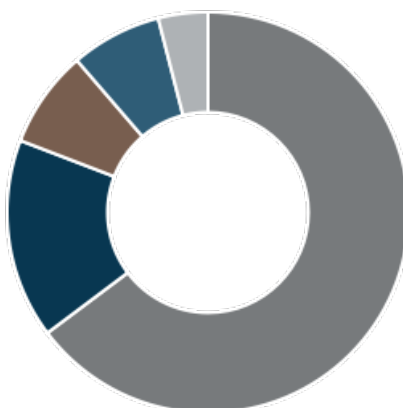
Publication / Internet

www.ifm.li
 www.lafv.li
 www.fundinfo.com

Top-10 positions (at 28.10.2024)

Company	Sector	Country	Weightings
ARYZTA 2014 perpetual Floating open End	Food	Switzerland	3.11 %
3.375% Rumänien 28.01.2050	Public-sector organizations	Romania	3.02 %
5.375% Picard BondCo 01.07.2027	Retail	Luxembourg	2.91 %
5.250% BK LC Lux Finco 30.04.2029	Financial services	Luxembourg	2.42 %
6.500% Banijay Group 01.03.2026	Financial services	France	2.34 %
4.450% UniCredit open End	Banks	Italy	2.27 %
4.625% Deutsche Bank open End	Banks	Germany	2.20 %
7.000 % Iliad Holding 15.10.2028	Financial services	France	2.17 %
8.000% Selecta 01.04.2026	Financial services	Netherlands	2.08 %
6.000% Garda World Security 01.06.2029	Various services	Canada	2.07 %
Total			24.59 %

Countries (at 28.10.2024)



Country

European Union	64.74 %
North America	16.10 %
other	7.86 %
Non European Union	7.32 %
Liquidity	3.98 %
Total	100.00 %

Industries (at 28.10.2024)

1. Financial services	54.32 %
2. Consumer (non-cyclical)	11.05 %
3. Consumer (cyclical)	9.91 %
4. Industrial	6.87 %
5. Liquidity	3.98 %
6. Communications	3.79 %
7. Public-sector organizations	3.02 %
8. Commodities / Semi-fin. goods	2.91 %
9. other	2.43 %
10. Technology	1.72 %

Currencies (at 28.10.2024)

Currency	Weightings
EUR	87.68 %
CHF	10.46 %
other	1.86 %
Total	100.00 %

Investment categories (at 28.10.2024)

Investment category	Weightings
Bonds	90.75 %
Convertible bonds	5.27 %
other	3.98 %
Total	100.00 %

Procedural information

Valuation interval	weekly
Valuation day	Monday
Acceptance deadline for subscriptions	Day prior to valuation day by no later than 4.00pm (CET)
Acceptance deadline for redemptions	Day prior to valuation day by no later than 4.00pm (CET)
Minimum investment	1 unit
Value date	T + 2

Representative in Switzerland

LLB Swiss Investment AG
 Claridenstrasse 20
 CH-8002 Zürich
 T +41 58 523 96 70
 www.llbsswiss.ch

Paying agent in Switzerland

Helvetische Bank AG
 Seefeldstrasse 215
 CH-8008 Zürich
 T +41 44 204 56 00
 www.helvetischebank.ch

Facility agent Germany

IFM Independent Fund Management AG
 Landstrasse 30
 FL-9494 Schaan
 T +423 235 04 50
 www.ifm.li

Distribution

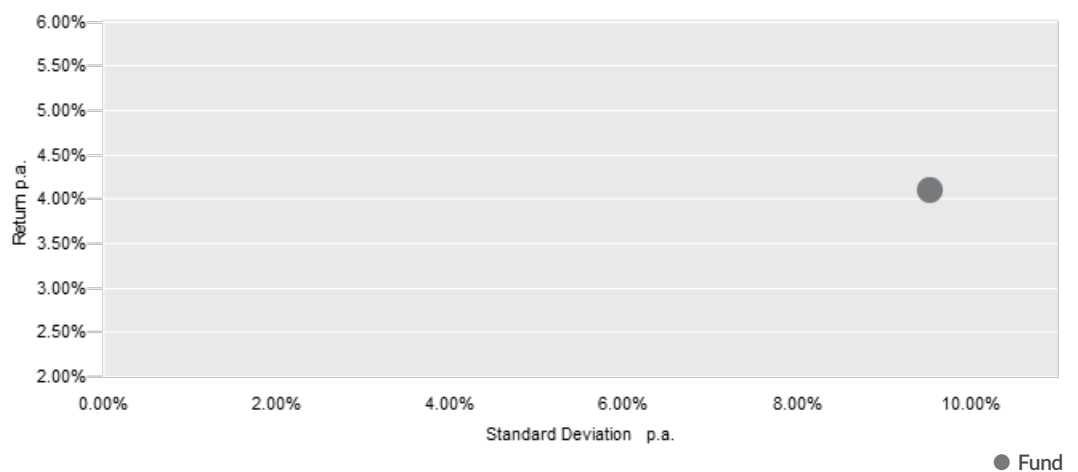
Distribution to private investors	LI, DE, CH
Distribution to professional investors	LI, DE, CH
Sales restrictions	USA

Historic performance, per calendar year in % (at 28.10.2024)

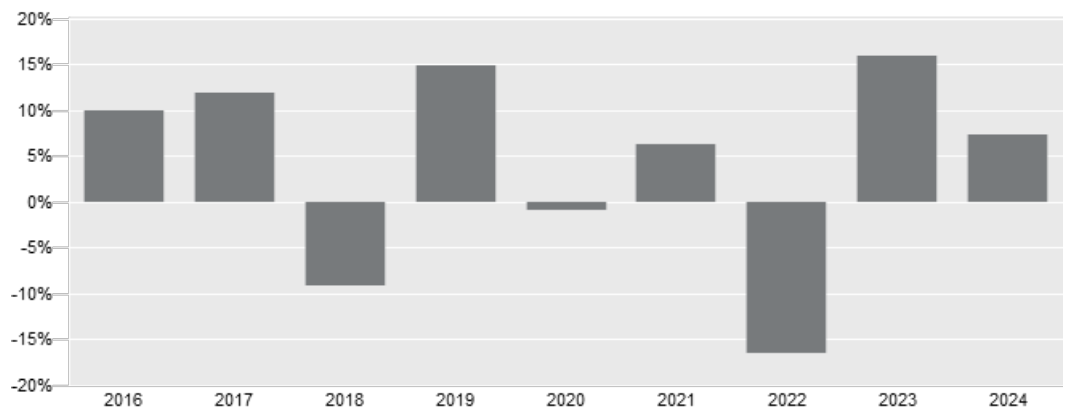
Year	Jan	Feb	Mar	Apr	May	Jun	Jul	Aug	Sep	Oct	Nov	Dec	YTD
2024	1.04	0.75	0.04	-1.13	1.56	0.62	0.96	1.38	1.44	0.51			7.37
2023	4.33	0.47	-2.12	1.71	0.05	1.61	1.42	0.72	0.53	-1.45	3.10	4.73	15.92
2022	-2.04	-3.23	-1.94	-1.09	-4.03	-5.74	1.26	1.78	-3.71	-1.61	3.44	-0.52	-16.42
2021	1.98	1.13	-0.22	1.07	0.93	0.78	0.42	0.68	0.27	-0.93	-0.90	1.00	6.34
2020	1.19	1.13	-25.88	2.55	3.17	7.99	2.61	2.17	-0.99	1.91	6.19	1.73	-0.96
2019	3.84	2.57	1.07	1.56	-1.67	2.58	1.22	-1.78	1.07	0.35	0.62	2.72	14.92
2018	1.08	-2.03	-1.36	0.85	-1.30	-0.45	0.88	-0.22	0.85	-2.56	-2.58	-2.59	-9.13
2017	1.67	1.76	-0.11	1.83	1.51	0.80	0.69	-0.03	1.47	1.86	-0.33	0.22	11.91
2016					-0.47	-0.12	4.54	1.96	-0.25	2.02	-0.57	2.49	9.89

Inception: 02.05.2016

Risk/return diagram (Since inception)



Historic performance in % (at 28.10.2024)



Inception: 02.05.2016

Other share classes

Share Class	Distributing	Share Class	ISIN
Chameleon Bond Opportunity Fonds Global -CHF-PA-	Distributing	CBOFCHF	LI0320182699
Chameleon Bond Opportunity Fonds Global -CHF-IT-	reinvested	CBOCHIT	LI0381645295
Chameleon Bond Opportunity Fonds Global -USD-PT-	reinvested	CBOFUPT	LI0414223516

Legal disclaimer:

This marketing material was compiled by IFM Independent Fund Management AG with utmost care, to the best of its ability, and according to the principles of good faith. The product mentioned in this marketing material is domiciled in Liechtenstein and this marketing material is issued by IFM Independent Fund Management AG, Landstrasse 30, 9494 Schaan, Liechtenstein.

None of the published data constitutes investment counsel or a recommendation of any kind. It is merely a summary of key characteristics of the fund and therefore should not be construed as being an invitation or an offer to purchase units.

This marketing material should be read in conjunction with the constitutive documents, and the basic customer information document (PRIIP-KID). The purchase of units of the fund is governed by the constitutive documents, and the KID as well as the latest annual report and, if already published, the subsequent semi-annual report.

Only the information contained in the above-mentioned documents is valid. The above-mentioned documents are available free of charge on a durable data medium from the management company, the depositary, the paying agents and at all representatives and distributors at home and abroad as well as on the website of the LAFV Liechtenstein Investment Fund Association at www.lafv.li. If so requested by the investor, the above documents can also be provided on paper free of charge. Further information about the fund is available online at www.ifm.li and from IFM Independent Fund Management AG, Landstrasse 30, FL-9494 Schaan, during business hours.

The historic performance of a unit is no guarantee of similar current and future performance. The value of a unit may rise or fall at any time. No guarantee can be given that the envisaged investment objective of the fund can be attained.

The value trend shown in this marketing material does not take into account the commissions and fees that are payable at issue and redemption. Individual costs such as charges, commissions, and other remuneration are not taken into consideration and would have a negative effect on the value trend if considered. No liability can be assumed for errors and omissions contained in this fact sheet.

Potential investors should inform themselves about possible fiscal consequences, legal prerequisites and possible foreign exchange restrictions or control mechanisms that apply in their country of citizenship, residence, or current domicile and that might be relevant as regards buying, holding, exchanging, redeeming, or selling units. Further fiscal implications are described in the constitutive documents.

The fund units may be offered for sale or sold only in jurisdictions where such offers or sales are permissible. In particular, in the United States of America (USA), the units were not registered pursuant to the United States Securities Act of 1933 and can therefore be neither offered nor sold in the USA and neither offered nor sold to US citizens.

This document and the information it contains may not be distributed in the USA. The distribution and publication of this document as well as the offer or a sale of units may be subject to restrictions in other jurisdictions as well.

This marketing material is provided only for information purposes and for the exclusive use of the recipient. Without the written consent of IFM Independent Fund Management AG, this marketing material may not be fully or partially copied, nor duplicated, nor distributed. The published information constitutes neither an invitation nor an offer nor a recommendation to purchase units of the fund.