

# Chameleon Bond Opportunity Fonds Global -CHF-PA-

ISIN LI0320182699

## Current data (at 30.09.2024)

<b>Current NAV</b>	CHF 100.01
<b>Fund volume</b>	EUR 17'228'935.42
<b>Fund volume of unit class</b>	CHF 9'812'478.72

## Category

<b>Investment category</b>	Bonds
<b>Investment universe</b>	Global
<b>Focus</b>	High yield bonds
<b>UCITS target fund</b>	yes

## Asset manager

**Chameleon Asset Management AG**  
 CH-4051 Basel  
[www.chameleon-asset.ch](http://www.chameleon-asset.ch)

## Management company

**IFM Independent Fund Management AG**  
 FL-9494 Schaan  
[www.ifm.li](http://www.ifm.li)

## Depository

**Neue Bank AG**  
 FL-9490 Vaduz  
[www.neuebankag.li](http://www.neuebankag.li)

## Auditors

**Ernst & Young AG**  
 CH-3008 Bern  
[www.ey.com](http://www.ey.com)

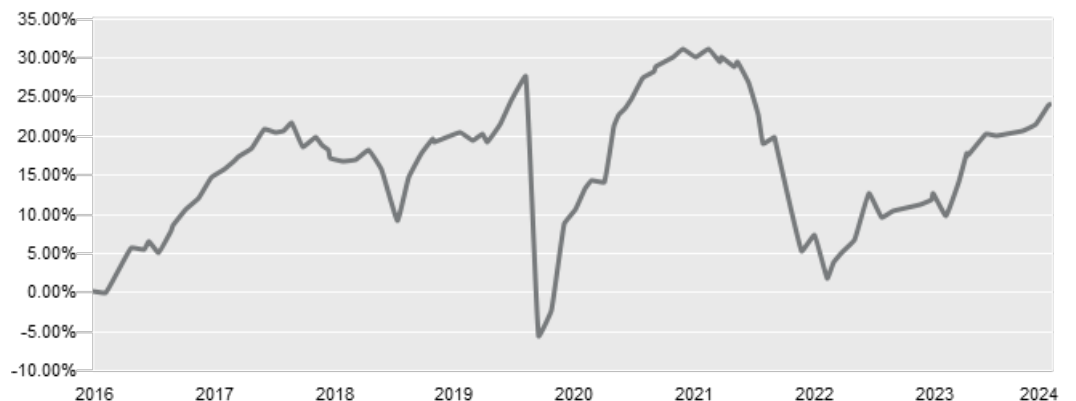
## Supervisory authority

**FMA Finanzmarktaufsicht Liechtenstein**  
 FL-9490 Vaduz  
[www.fma-li.li](http://www.fma-li.li)

see webpage (<https://www.ifm.li/Glossary>)

see legal advisory page 4

## Performance in % (at 30.09.2024 in CHF)



## Historic performance in % (at 30.09.2024)

By the end of	Fund
2024 MTD	1.11%
2024 YTD	5.28%
2023	10.47%
2022	-17.57%
2021	4.84%
Since inception	23.98%
Since inception (annualized)	2.59%

Inception: 02.05.2016

## Historic performance, rolling in % (at 30.09.2024)

	YTD	1 Year cumulative	3 years p.a.	5 years p.a.	Since inception p.a.
<b>Fund</b>	<b>5.28%</b>	<b>9.43%</b>	<b>-1.80%</b>	<b>0.63%</b>	<b>2.59%</b>

## Risk benchmarks

	3 Years	Inc.		3 Years	Inc.
Annualised Volatility	6.94%	9.64%	% Positive	52.80%	61.38%
NAV	115.74	100.00	Worst Period	-3.54%	-13.20%
Highest NAV	115.74	118.71	Best Period	2.82%	7.23%
Lowest NAV	87.16	81.57	Maximum Drawdown	-22.48%	-30.61%
Median	96.61	108.06	Number of observations	161	448
Mean	97.99	105.51	Sharpe Ratio	-0.36	0.29

## Fundportrait

<b>Fund name</b>	Chameleon Bond Opportunity Fonds Global -CHF-PA-
<b>Unit class</b>	-CHF-PA-
<b>Accounting currency of the (sub-) fund</b>	EUR
<b>Reference currency of the unit class</b>	CHF
<b>Legal form</b>	unit trust
<b>Fund type</b>	UCITS
<b>Close of accounting year</b>	31.12
<b>Launch date</b>	02.05.2016
<b>Initial issue price</b>	CHF 100.00
<b>Use of proceeds</b>	Distributing

## Fund charges

<b>Issue premium</b>	max. 2%
<b>Redemption charge</b>	0%
<b>Redemption charge credited to the fund's assets</b>	0%
<b>Management fee</b>	max. 0.85%
<b>Performance fee</b>	none
<b>OGC/ TER 1</b>	1.38%
<b>OGC/TER at</b>	24.06.2024
<b>SRI according to KID</b>	<input type="checkbox"/> 1 <input type="checkbox"/> 2 <input type="checkbox"/> 3 <input type="checkbox"/> 4 <input checked="" type="checkbox"/> 5 <input type="checkbox"/> 6 <input type="checkbox"/> 7
	07.05.2024

## Key figures

<b>ISIN</b>	LI0320182699
<b>Security number</b>	32018269
<b>Bloomberg</b>	CBOFCHF LE
<b>WKN</b>	A2AHC9

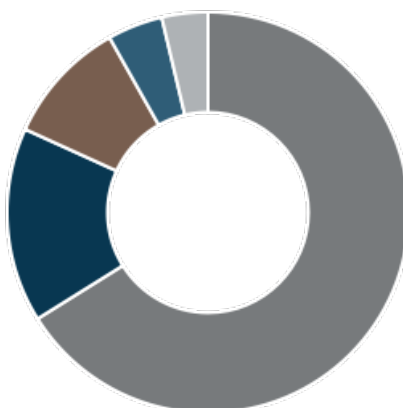
## Publication / Internet

www.ifm.li  
www.lafv.li  
www.fundinfo.com

## Top-10 positions (at 30.09.2024)

Company	Sector	Country	Weightings
ARYZTA 2014 perpetual Floating open End	Food	Switzerland	3.11 %
3.375% Rumänien 28.01.2050	Public-sector organizations	Romania	3.07 %
5.375% Picard BondCo 01.07.2027	Retail	Luxembourg	2.91 %
Aryzta AG 2013 perpetual Floating open End	Food	Switzerland	2.81 %
5.250% BK LC Lux Finco 30.04.2029	Financial services	Luxembourg	2.41 %
6.500% Banijay Group 01.03.2026	Financial services	France	2.33 %
4.450% UniCredit open End	Banks	Italy	2.25 %
7.000 % Iliad Holding 15.10.2028	Financial services	France	2.18 %
4.625% Deutsche Bank open End	Banks	Germany	2.14 %
8.000% Selecta 01.04.2026	Financial services	Netherlands	2.05 %
<b>Total</b>			<b>25.28 %</b>

## Countries (at 30.09.2024)



### Country

European Union	66.11 %
North America	15.70 %
Non European Union	10.05 %
other	4.45 %
Diverse	3.69 %
<b>Total</b>	<b>100.00 %</b>

## Industries (at 30.09.2024)

1. Financial services	55.53 %
2. Consumer (non-cyclical)	14.41 %
3. Consumer (cyclical)	10.04 %
4. Industrial	6.61 %
5. Communications	3.78 %
6. Public-sector organizations	3.07 %
7. Commodities / Semi-fin. goods	2.87 %
8. Technology	1.71 %
9. Utilities	1.66 %
10. other	0.32 %

## Currencies (at 30.09.2024)

Currency	Weightings
CHF	94.36 %
EUR	3.89 %
other	1.75 %
<b>Total</b>	<b>100.00 %</b>

## Investment categories (at 30.09.2024)

Investment category	Weightings
Bonds	95.45 %
Convertible bonds	4.24 %
other	0.32 %
<b>Total</b>	<b>100.00 %</b>

## Procedural information

<b>Valuation interval</b>	weekly
<b>Valuation day</b>	Monday
<b>Acceptance deadline for subscriptions</b>	Day prior to valuation day by no later than 4.00pm (CET)
<b>Acceptance deadline for redemptions</b>	Day prior to valuation day by no later than 4.00pm (CET)
<b>Minimum investment</b>	1 unit
<b>Value date</b>	T + 2

## Representative in Switzerland

**LLB Swiss Investment AG**  
Claridenstrasse 20  
CH-8002 Zürich  
T +41 58 523 96 70  
www.llbsswiss.ch

## Paying agent in Switzerland

**Helvetische Bank AG**  
Seefeldstrasse 215  
CH-8008 Zürich  
T +41 44 204 56 00  
www.helvetischebank.ch

## Facility agent Germany

**IFM Independent Fund Management AG**  
Landstrasse 30  
FL-9494 Schaan  
T +423 235 04 50  
www.ifm.li

## Distribution

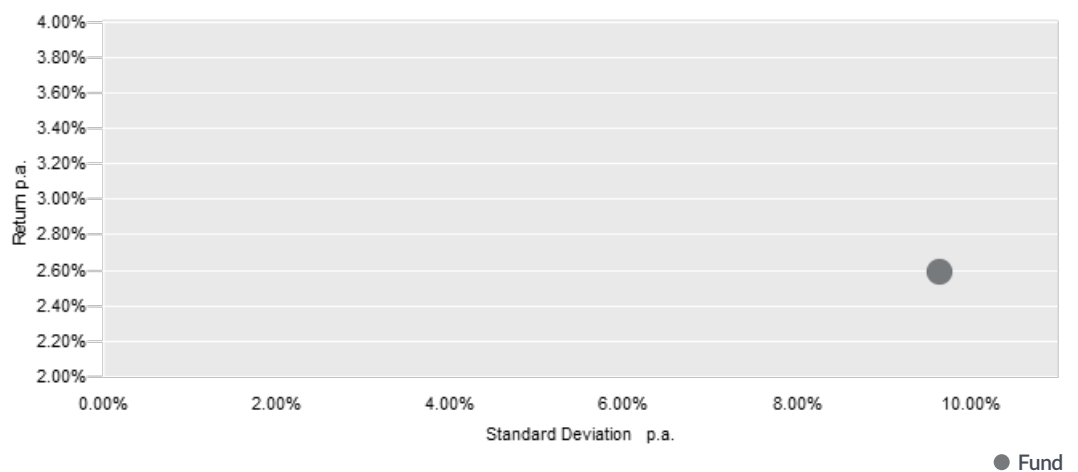
<b>Distribution to private investors</b>	LI, DE, CH
<b>Distribution to professional investors</b>	LI, DE, CH
<b>Sales restrictions</b>	USA

## Historic performance, per calendar year in % (at 30.09.2024)

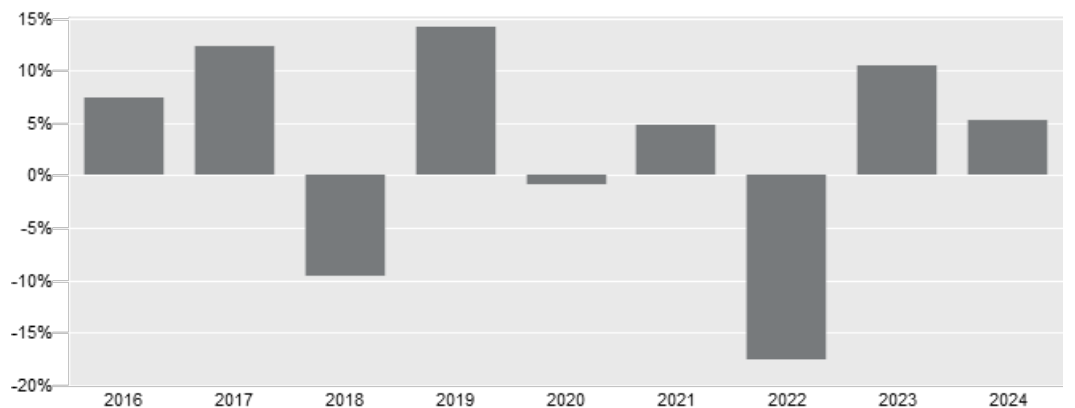
Year	Jan	Feb	Mar	Apr	May	Jun	Jul	Aug	Sep	Oct	Nov	Dec	YTD
2024	0.94	0.99	0.17	-1.38	1.58	0.01	0.73	1.04	1.11				5.28
2023	6.00	-0.59	-2.59	0.85	-1.02	2.26	-0.54	0.43	1.77	-2.40	3.81	2.37	10.47
2022	-1.97	-3.32	-1.88	-1.08	-4.03	-5.78	-0.31	-0.07	-4.92	1.93	2.69	-0.03	-17.57
2021	1.95	1.50	-0.14	1.10	0.86	0.68	-0.79	0.60	0.26	-1.04	-1.13	0.94	4.84
2020	1.00	1.03	-25.69	2.48	3.08	8.18	2.77	2.08	-1.00	1.85	6.27	1.74	-0.88
2019	3.85	2.55	0.97	1.60	-1.83	2.42	1.20	-1.90	1.00	0.41	0.56	2.59	14.09
2018	0.98	-2.10	-1.27	0.80	-1.40	-0.44	0.82	-0.33	0.71	-2.29	-2.64	-2.73	-9.56
2017	1.63	1.77	0.16	1.55	1.59	0.76	0.92	-0.01	1.55	1.94	-0.37	0.19	12.29
2016					-0.08	-1.76	4.56	2.77	-0.16	0.98	-1.29	2.31	7.40

Inception: 02.05.2016

## Risk/return diagram (Since inception)



## Historic performance in % (at 30.09.2024)



Inception: 02.05.2016

## Other share classes

Chameleon Bond Opportunity Fonds Global -CHF-IT- reinvested	CBOCHIT	LI0381645295
Chameleon Bond Opportunity Fonds Global -EUR-PA- Distributing	CBOFEUR	LI0320182673
Chameleon Bond Opportunity Fonds Global -USD-PT- reinvested	CBOFUPT	LI0414223516

## Legal disclaimer:

This marketing material was compiled by IFM Independent Fund Management AG with utmost care, to the best of its ability, and according to the principles of good faith. The product mentioned in this marketing material is domiciled in Liechtenstein and this marketing material is issued by IFM Independent Fund Management AG, Landstrasse 30, 9494 Schaan, Liechtenstein.

None of the published data constitutes investment counsel or a recommendation of any kind. It is merely a summary of key characteristics of the fund and therefore should not be construed as being an invitation or an offer to purchase units.

This marketing material should be read in conjunction with the constitutive documents, and the basic customer information document (PRIIP-KID). The purchase of units of the fund is governed by the constitutive documents, and the KID as well as the latest annual report and, if already published, the subsequent semi-annual report.

Only the information contained in the above-mentioned documents is valid. The above-mentioned documents are available free of charge on a durable data medium from the management company, the depositary, the paying agents and at all representatives and distributors at home and abroad as well as on the website of the LAFV Liechtenstein Investment Fund Association at [www.lafv.li](http://www.lafv.li). If so requested by the investor, the above documents can also be provided on paper free of charge. Further information about the fund is available online at [www.ifm.li](http://www.ifm.li) and from IFM Independent Fund Management AG, Landstrasse 30, FL-9494 Schaan, during business hours.

The historic performance of a unit is no guarantee of similar current and future performance. The value of a unit may rise or fall at any time. No guarantee can be given that the envisaged investment objective of the fund can be attained.

The value trend shown in this marketing material does not take into account the commissions and fees that are payable at issue and redemption. Individual costs such as charges, commissions, and other remuneration are not taken into consideration and would have a negative effect on the value trend if considered. No liability can be assumed for errors and omissions contained in this fact sheet.

Potential investors should inform themselves about possible fiscal consequences, legal prerequisites and possible foreign exchange restrictions or control mechanisms that apply in their country of citizenship, residence, or current domicile and that might be relevant as regards buying, holding, exchanging, redeeming, or selling units. Further fiscal implications are described in the constitutive documents.

The fund units may be offered for sale or sold only in jurisdictions where such offers or sales are permissible. In particular, in the United States of America (USA), the units were not registered pursuant to the United States Securities Act of 1933 and can therefore be neither offered nor sold in the USA and neither offered nor sold to US citizens.

This document and the information it contains may not be distributed in the USA. The distribution and publication of this document as well as the offer or a sale of units may be subject to restrictions in other jurisdictions as well.

This marketing material is provided only for information purposes and for the exclusive use of the recipient. Without the written consent of IFM Independent Fund Management AG, this marketing material may not be fully or partially copied, nor duplicated, nor distributed. The published information constitutes neither an invitation nor an offer nor a recommendation to purchase units of the fund.